



Atlanta Braves 2025 MEDIA GUIDE

HOME OF THE



All Star Game 2025





TABLE OF CONTENTS

FRONT OFFICE

BASEBALL OPERATIONS

Directory	24-25
Executive Bios	26-30

EXECUTIVES

Terry McGuirk	12
Derek Schiller	13
Mike Plant	14
Alex Anthopoulos	15
Greg Heller	16
Jill Robinson	17
Chip Moore	18
DeRetta Rhodes, PhD	19
John Schuerholz	20
Bobby Cox	21
Jeremy Strife	22
Front Office Directory	7-10
Truist Park	5-6

MANAGER & STAFF

Brian Snitker	32-34
Erick Abreu	35
Tom Goodwin	36-37
Tim Hyers	38-39
Rick Kranitz	40-41
Carlos Mendez	42-43
Eddie Pérez	44-45
Hugh Quattlebaum	46
Matt Tuiasosopo	47-48
Walt Weiss	49-50
Matt Winn	51
José Yépez	51
Clubhouse Staff	56-59
Grounds Crew	59
Medical & Performance Staff	53-55

PLAYERS

40-Man Roster	62
Non-Roster Invitees	63
Player Bios	64-263

2024 SEASON REVIEW

2024 Day-by-Day	266-268
2024 Year-End Notes	269-280

PLAYER DEVELOPMENT & SCOUTING

Player Development Staff	282
Roving Coordinators	283-285
2024 MiLB Award Winners	287
Full-Season Affiliates	288-289

MINOR LEAGUE

2024 Standings	287
Players	290-325
2024 Batting Leaders	326
2024 Pitching Leaders	327

DRAFT

No. 1 Draft Picks	328
-------------------------	-----

BRAVES HISTORY

ALL-STAR GAME

All-Star Selectees	361
--------------------------	-----

ATTENDANCE

Detailed Attendance Highs ..	401
Records	398
Year-by-Year Attendance	399
Award Winners	358-360
Doubleheader History	395

BALLPARKS

Atlanta-Fulton Ct. Stadium	402
Turner Field	403

BATTING RECORDS

Atlanta Career Top 10	372
Franchise Career Top 10	373
Atlanta Season Top 10	374
Franchise Season Top 10	375
Franchise Season Feats	370
Year-By-Year Totals	371
Clinch Dates	333

CLUB RECORDS

Atlanta (Since 1966)	380-385
Franchise Records	385-393

WILD CARD GAME

Braves in the WC Round	337
------------------------------	-----

DIVISION SERIES

Braves in the D.S.	336
-------------------------	-----

LEAGUE CHAMPIONSHIP SERIES

Braves in the LCS	335
-------------------------	-----

WORLD SERIES

Braves in the WS	334
------------------------	-----

FIELDING

Individual Leaders	379
Yearly Team Totals	378

HALL OF FAME

Braves in Cooperstown	338
Braves HOF Inductees	338

HOME RUNS

From Both Sides of Plate	376
Inside-the-Park	376
Misc. Leaders	377
Last Time It Happened	409

2025 ATLANTA BRAVES MEDIA GUIDE

The 2025 Atlanta Braves Media Guide was produced by the Braves Baseball Communications Department, under the direction of Jennifer Mastin Giglio. Primary contributors were Jared Burleyson, Franco García, Mitch George and Jeff Lombardi, with editorial assistance by Karely Avila Ledesma and Shawn Johnson. Cover design by Braves Senior Graphic Designer Daniel Easley.

Interior photos by: Kevin Liles, Pouya Dianat, Patrick Duffy, Logan Riely, Isaac Green, Gene Fruth, Tony Firriolo, Sean Kernan, Milo Stewart Jr. & Gene Fruth (National Baseball Hall of Fame), Kyle Christy, Tom DiPace, Kelly Gavin (MLB Photos), Chris Hamilton, Edward M. Pio Roda, Tom Priddy, Jamie Spaar, Patricia Ortiz, Paul O'Mara, Joe Sebo, Bill Setliff, J. Stoll, Lucas Stevenson, Miles Kennedy, Cristobal Zelaya, Karl L. Moore (Gwinnett Stripers), Tate Nations (Mississippi Braves), Jordan Trotter (Augusta GreenJackets), Turner Image Management, Getty Images, and Topps.

Statistical information is courtesy of the Elias Sports Bureau, MLB Information System, Stathead Baseball (BaseballReference), STATS LLC, TruMedia Networks and David Vincent (SABR). Historical bios are courtesy of Tom Schott.

Copyright 2025 Atlanta National League Baseball Club, Inc. All rights reserved. Reproduction of the Braves Media Guide in whole or part without the permission of the Atlanta National League Baseball Club, Inc. is strictly prohibited. All information is as of January 13, 2025.

braves.com  bravesbeisbol.com  X: @braves  Instagram: @braves  Facebook.com/braves

TABLE OF CONTENTS

OPENING DAY

Lineups	406-407
Records/Starts	408
Results	404-405
PITCHING RECORDS	
Atlanta Career Top 10	364
Franchise Career Top 10	365
Atlanta Season Top 10	366
Franchise Season Top 10	367
Retired Numbers	339
Hank Aaron	340-341
Bobby Cox	342-343
Tom Glavine	344-345
Andruw Jones	346-347
Chipper Jones	348-349
Greg Maddux	350-351
Eddie Mathews	352
Dale Murphy	353
Phil Niekro	354
John Smoltz	355-356
Warren Spahn	357
Pitching Feats	362-363
Year-by-Year Totals	368

ROSTERS

Atlanta All-Time	411-415
Atlanta Coaches	415
Bos./Mil. All-Time	416-420
Series Sweeps	394
Trades - Recent by Club	410

WON-LOSS RECORDS

Best by Game	396
Worst by Game	397
Yearly Finishes	330-332

MISC. INFORMATION

Communications Staff	423
Media Information	422

BROADCASTERS

Brandon Gaudin	424
C.J. Nitkowski	424
Jeff Francoeur	425
Tom Glavine	425
Ben Ingram	426
Joe Simpson	426
Darren O'Day	426
Regulation Game	428
Rules of Interest	427

BRAVES BOXES OF INTEREST INDEX

ATLANTA BRAVES

Atlanta Braves Ownership	12
Braves General Managers	15
Braves Team Doctors	54
Pronunciation Guide	63
Atlanta BBWAA Chapter Members	86
BBWAA Brave of the Year	128
Pre-Game Timings Chart	429

HISTORICAL

Winningest Managers	333
Playoff Series Leaders	334-337
Top Winning Percentage by a Pitcher	362
Best Pitching Starts	363
Single-Game Batting Feats	308
Assist Records (Fielding)	379
Longest Braves Game by Inning	380
Franchise Single-Season Batting Leaders	387
Fulton County Home Runs	402

2024 NOTES

Major League Debuts	72
Starts by Batting Order	77
Home Run Breakdown	88
Starts by Position	99
Delays and Postponements	115
Pinch Hitters	120
Bullpen Breakdown	142
Home Run Breakdown	132
Walk-Offs	140
Monthly Totals	144
Hitting Streaks of 10+ Games	156
Starting Pitcher Breakdown	158
Injured and Inactive Lists	162
Shutouts	207

FARM SYSTEM

2024 Minor League Awards	227
2024 Top Prospects	264
First Round Draft Picks	266

TRUIST PARK

TRUIST PARK

755 Battery Avenue, SE
Atlanta, GA 30339-3017
(404) 522-7630

YEAR OPENED: 2017

CAPACITY: 40,684

LARGEST CROWD: 43,898 (October 9, 2023 vs. Philadelphia)

TIMELINE TO BUILD: 30 months (Sept., 2014 to Feb., 2017)

SIZE: 1,114,400 square feet

ELEVATION: 965 feet above mean sea level

SURFACE: Seashore Paspalum, Platinum TE grass

LIGHTS: LED Sports lights

BRAVES DUGOUT: First Base

VISITOR DUGOUT: Third Base

BRAVES BULLPEN: Right-Centerfield

VISITORS BULLPEN: Left Field Corner

FIELD DIMENSIONS

Left Field Corner: 335'

Left Field Power Alley: 385'

Centerfield: 400'

Right Field Power Alley: 375'

Right Field Corner: 325'

WALL HEIGHT

Left Field Corner: 6'-0"

Left Field: 8'-8"


Centerfield: 8'-8"

Right Field: 16'-0"


Right Field Corner: 16'-0"




ATLANTA BRAVES BALLPARKS



Fulton County Stadium
• 1966-1996



Turner Field
• 1997-2016



Truist Park
• 2017-present

TRUIST PARK FIRSTS

FIRST GAME: April 14, 2017 vs. San Diego Padres

ATTENDANCE: 41,149 (Sellout)

TOG: 2:57 **Score:** 5-2, Braves

WP: Julio Teheran **LP:** Jhoulys Chacin

SAVE: Jim Johnson

FIRST PITCH: Julio Teheran, ATL, 7:53 p.m. (strike)

FIRST BATTER: Manuel Margot, SD (fly out)

FIRST BRAVES BATTER: Ender Inciarte, ATL

FIRST HIT: Ender Inciarte, ATL (infield single)

FIRST DOUBLE: Freddie Freeman, ATL

FIRST HOME RUN: Ender Inciarte, ATL

FIRST RBI: Nick Markakis, ATL

FIRST RUN SCORED: Ender Inciarte, ATL

FIRST STRIKEOUT: Adonis Garcia, ATL (by J. Chacin)

FIRST WALK: Travis Jankowski, SD (by J. Teheran)

FIRST BRAVES STEAL:

Brandon Phillips
(4/16/17 vs. SD)

FIRST WALK-OFF HIT:

Dansby Swanson
(4/17/17 vs. SD)

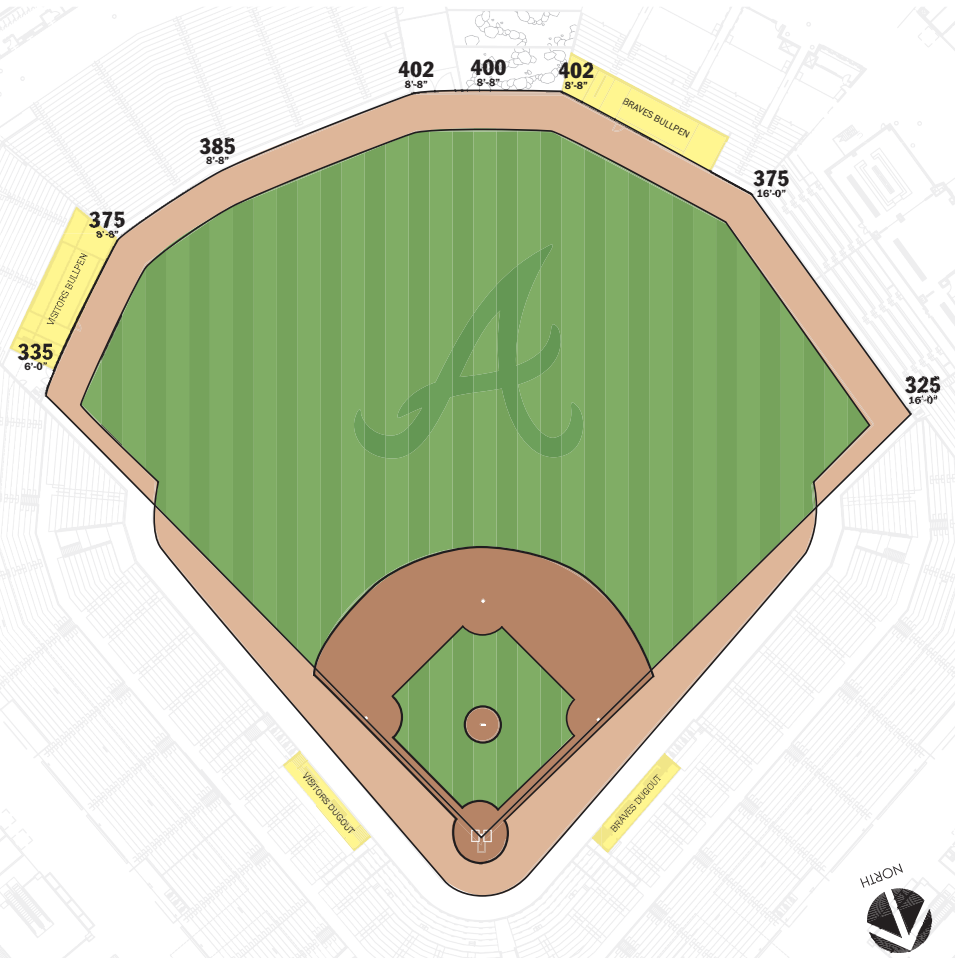
FIRST BRAVES ERROR:

Arodys Vizcaino
(4/17/17 vs. SD)

FIRST TRIPLE:

Emilio Bonifacio, ATL
(5/3/17 vs. NYM)

TRUIST PARK DIMENSIONS



EXECUTIVES & OFFICERS

Terry McGuirk.....	Chairman
Derek Schiller.....	President & CEO, Atlanta Braves
Mike Plant.....	President & CEO, Braves Development Company
Alex Anthopoulos.....	President, Baseball Operations & General Manager
Greg Heller.....	Executive Vice President, Chief Legal Officer
Jill Robinson.....	Executive Vice President, Chief Financial Officer
Chip Moore.....	Executive Vice President & Senior Advisor
DeRetta Rhodes, PhD.....	Executive Vice President, Chief Culture Officer
Jeremy Strife.....	Executive Vice President, Development
John Schuerholz.....	Vice Chairman, Emeritus

2025 FRONT OFFICE DIRECTORY

BASEBALL OPERATIONS

Mike Fast.....	Senior Vice President, Baseball Development
Jason Pare.....	Assistant General Manager, Research & Development
Ben Sestanovich.....	Asst. General Manager, Player Development
Peter Putila.....	Assistant General Manager, International Scouting
Dean Decillis.....	Special Assistant to the General Manager
Ronit Shah.....	Vice President, Amateur Scouting
Adam Sonabend.....	Vice President, Major League Operations
Michael Schwartz.....	Vice President, Player Personnel
Dixie Keller.....	Senior Director, Baseball Administration
Ron Knight.....	Director, Minor League Operations
Kevin Hooper.....	Director, Player Development
Jonathan Cruz.....	Director, Latin American Scouting
Garrett Wilson.....	Assistant Director, Baseball Systems
Michael Copeland.....	Lead Developer, Baseball Systems
Kyle Sargent.....	Assistant Director, Research & Development
Josh Malek.....	Assistant Director, Research & Development
Colin Wyers.....	Assistant Director, Baseball Development Analytics
Doug Wachter.....	Advance Scouting - Pitching Strategist
Jonathan Schuerholz.....	Advance Scout
Tom O'Donnell.....	Senior Manager, Major League Operations
Caelan Collins.....	Senior Manager, Major League Operations
Casey Ciucci.....	Manager, Major League Operations
Kyle Clements.....	Manager, Minor League Technology
Sean Reagan.....	Coordinator, Minor League Technology
Tyler Flowers.....	Special Assistant, Major League Operations
Seth Heizer.....	Assistant Manager, Family Relations
Isaac Lee.....	Senior Developer, Baseball Systems
Isaac Gadinsky.....	Developer, Baseball Systems
Evan Olawsky.....	Senior Analyst, Research & Development
Will Siskel.....	Coordinator, Major League Operations
Christina Zaccardi.....	Baseball Development Analytics Coordinator
David Lee.....	Baseball Development Coordinator
Robert Sanders.....	Coordinator, Major League Operations
Jack Byrne.....	Analyst, Major League Operations
Terrence Pinkston.....	Analyst, Major League Operations
Jesse Roszkowski.....	Assistant, Minor League Technology
Iris Martinez.....	Data Scientist
JP Wong.....	Analyst, Research & Development
Anna Zdunczyk.....	Assistant, Minor League Operations
Amanda Taylor.....	Assistant, Minor League Operations
Landon Langston.....	Trainee, Major League Operations
Craig Weaver.....	Associate, Data Engineer, Research & Development

CLUBHOUSE

Mike Shaw.....	Vice President, Team Travel
Jonathan Kerber.....	Director, Team Travel
Calvin Minasian.....	Director, Equipment & Clubhouse Services
Fred Stone.....	Manager, Visiting Clubhouse
Eric Durban.....	Manager, Clubhouse Operations
Jeff Pink.....	Manager, Clubhouse Operations
Tony Farmer.....	Assistant Manager, Clubhouse Operations
Kaleb Cargal.....	Attendant, Umpire Room
Rob Smith.....	Manager, Baseball Video Operations
Jimmy Leo.....	Replay Coordinator
Francisco Cortes.....	Head Chef

MEDICAL & PERFORMANCE STAFF

Dr. Lee Kneer.....	Head Team Physician
Dr. Joe Chandler.....	Director, Medical Services Emeritus
George C. Poulis.....	Director, Player Health/Head Athletic Trainer
Nick Valencia.....	Head Physical Therapist/Asst. Dir., Player Health
Jeff Stevenson.....	Assistant Athletic Trainer
Nick Flynn.....	Assistant Athletic Trainer
Brad Scott.....	Head Strength and Conditioning Coach
Jordan Wolf.....	Assistant Strength and Conditioning Coach
Marcus Ahrens.....	Assistant Physical Therapist
Nate Leet.....	Massage Therapist

ACCOUNTING & FINANCE

ACCOUNTING

Ben Phanco.....	Senior Vice President, Controller
Stacy Wigglesworth.....	Assistant Controller, BDC
Meghan Dishroom.....	Sr. Dir., Asst. Controller, Atlanta Braves
Zack Bennett.....	Manager, Technical Accounting
Matt Rivers.....	SEC Reporting
Matt Eaves.....	Manager, Payroll
Terrence Willoughby.....	Accounting Manager
Angi Purtee.....	Accounting Supervisor
Shannon Avery.....	Senior Accountant
Isaac Stephen.....	Senior Accountant
Alexia Raper.....	Staff Accountant II
D'Nesha McClellon.....	Staff Accountant II
Brianna Harrison.....	Staff Accountant I
Julia Chapman.....	Staff Accountant I

Kennedy Town.....	Staff Accountant I
D'Vante Siler.....	Staff Accountant I
Miranda Jones.....	Accounting Assistant, II
Erin Swirk.....	Payroll Specialist II
Kalib Benson.....	Workday Administrator

FINANCE

Roxanne Porch.....	Senior Vice President, Finance
Celia Jeffords.....	Senior Financial Analyst, Baseball
Spencer Roberts.....	Financial Analyst II
Aaron Naczas.....	Financial Analyst

CORPORATE & PREMIUM PARTNERSHIPS

Jim Allen.....	Senior Vice President, Corporate & Premium Partnerships
Brad Jones.....	Vice President, Partnership Services
Lana McSwain.....	Administrative Assistant

CORPORATE PARTNERSHIPS

Mark Lehman.....	Vice President, Corporate Partnerships
Chad Clarke.....	Director, Corporate Partnerships
Hank Cobb.....	Director, Corporate Partnerships
Derek Houston.....	Director, Corporate Partnerships
Drew King.....	Director, Corporate Partnerships
Kenny Tracy.....	Director, Partnership Services
James Cooper.....	Manager, Partnership Services
Kaleigh McGrady.....	Corporate Sales Manager
Madi Dalton.....	Senior Account Manager, Premium Partnerships
Robyn Oliver.....	Coordinator, Partnership Services
Tyler Holley.....	Coordinator, Partnership Services
Brian Smith.....	Coordinator, Partnership Services
Devyn DeMello.....	Coordinator, Partnership Services
Najah Liggins.....	Coordinator, Partnership Services
Devyn DeMello.....	Coordinator, Partnership Services
Jack Flood.....	Trainee, Partnership Services
Sarah Dickerson.....	Trainee, Corporate Partnerships

PREMIUM PARTNERSHIPS

BJ Mitchell.....	Vice President, Premium Partnerships
John Farrell.....	Manager, Premium Memberships
Michael Stiles.....	Manager, Premium Memberships
Jason Webber.....	Manager, Premium Memberships
Alex Ingle.....	Manager, Premium Memberships
Taylor Calderon.....	Manager, Premium Memberships
Karsyn Burdette.....	Trainee, Premium Partnerships

EXECUTIVE SERVICES

Paige Graham.....	Executive Assistant to Terry McGuirk
Natalie Lopez.....	Executive Assistant to Derek Schiller
Christina Huff.....	Executive Assistant to Mike Plant
Elizabeth Terán.....	Executive Assistant to Alex Anthopoulos
Debra Cody.....	Executive Assistant to Jill Robinson
Christine Ramirez.....	Executive Assistant to Jeremy Strife
Erica Daniel.....	Executive Assistant to DeRetta Rhodes, PhD.
Crystal Digby.....	Exec. Assistant to Adam Zimmerman & Jim Smith

FACILITY OPERATIONS & ENGINEERING

Eric Perestuk.....	Senior Vice President, Facility Operations
--------------------	--

GROUNDS CREW

Ed Mangan.....	Vice President, Field/Grounds
Scott Beam.....	Senior Field Manager
Mike Bradberry.....	Grounds Crew Lead
Eric Johnson.....	Assistant, Grounds Crew
Mitchell Hillert.....	Assistant, Grounds Crew

FACILITY OPERATIONS & ENGINEERING

Mitch Norton.....	Senior Director, Engineering
Dawn Gepfer.....	Senior Director, Facilities
Aaron Holloway.....	Senior Manager, Shipping & Receiving
Ried Prestwood.....	Senior Project Manager
Rory Martin.....	Manager, Facilities
Amanda Poole.....	Administrative Assistant
Brett Parr.....	Facility Operations Coordinator
Matthew Toohey.....	Coordinator, Shipping & Receiving, Warehouse
James Stovall.....	Locksmith Lead
Scott Sheppard.....	Electrical Lead
Joe Mauldin.....	Electrician II
Todd Jackson.....	Electrical Technician
Bradley West.....	Electrical Technician
Christopher Johnson.....	HVAC Lead
Pablo Rodriguez.....	HVAC Technician
Steven Hill.....	HVAC II Technician
Detronn Harris.....	HVAC II Technician
Chris Colquitt.....	General Maintenance Lead
Miguel Borjas.....	General Maintenance Technician II
Joseph Burgess.....	General Maintenance Technician II
Kenneth Banks.....	General Maintenance Technician
Brian Bernard.....	General Maintenance Technician
Cody Beryhill.....	General Maintenance Technician

GUEST OPERATIONS & STRATEGY

Hannah Basinger.....	Senior Vice President, Operations
Mary Elizabeth Cox.....	Director, Operations
Anastasia Davis.....	Manager, Operations
Katie Hearn.....	Manager, Gameday Staffing & Administration
Leah Knecht.....	Coordinator, Gameday Staffing & Administration
Alex Reisz.....	Trainee, Operations

BALLPARK TOURS

Carolyn Serra.....	Sr. Director, Ballpark Tours, Braves Heritage & HOF
Sam Wallace.....	Manager, Ballpark Tours, Braves Heritage & HOF

EVENT OPERATIONS

Alan Hearn.....	Vice President, Event Operations
Zach Wilson.....	Director, Event Operations
Anna Matthews.....	Manager, Guest Services
Jamiya Brinson.....	Senior Coordinator, Event Services
Joanna Doherty.....	Senior Coordinator, Guest Services
Taylor Garren.....	Senior Coordinator, Event Logistics
Dan LoGiudice.....	Senior Coordinator, Event Logistics
Nicosha Wilson.....	Coordinator, Guest Operations
Grace Pugmire.....	Senior Coordinator, Event Services
Caroline Zummach.....	Senior Coordinator, Event Services
Cole Alexander.....	Coordinator, Event Services
Cory McNeir.....	Trainee, Event Operations
Will Leanos.....	Trainee, Event Operations
Kimora Street.....	Associate, Event Operations

EVENT SALES

Dawn Truemper	Vice President, Trust Park Meetings & Events
Katy Barahona	Senior Manager, Event Sales
Brenden Cabe	Coordinator, Event Sales
Will Redmond	Trainee, Event Sales

INFORMATION TECHNOLOGY

Scott Waid	Senior Vice President, Head of Technology Services
Chip Graham	Director, AV Technical Services
Paul Lupcke	Director, Platforms/Applications
John Baxley	Director, Cyber Security & Infrastructure
Matt Giddens	Director, IT Engineering & Architecture
Michael Lothamer	Manager, IT Operations
Mark Phipps	Senior Display Systems Engineer
Andrew Tanguay	Senior Display Systems Engineer
Casey Comeaux	Network Engineer
Zachary VanDyke	Systems Engineer
Chris Mathewson	Senior Systems Engineer
Tyler Welker	POS Systems Administrator
Katherine Markey	Senior Customer Data Analyst
Deon Campbell	Senior Desktop Analyst
Sophia Bowers	Senior CRM Analyst
Will Hunnicutt	Application Developer
Jack Woodard	Senior Process Analyst, Technology
Anthony Pia	Platforms Administrator
Alfred Ellis	Systems Administrator, Network
Haden Moore	Database Engineer
Aleks Avramovic	Trainee, Information Technology

LEGAL

Jonathan Smith	General Counsel, BDC
Jason Domir	Vice President & Deputy General Counsel
Robyn Farmer	Vice President & Deputy General Counsel
Hunter Knowles	Vice President & Associate General Counsel
Heather Metzger	Senior Manager, Legal Services
Amy Wall	Senior Manager, Legal Services
Sharon Scarpaci	Senior Manager, Legal Services

COMMUNICATIONS

Jennifer Mastin Giglio	Sr. Vice President, Communications & PR
Sarit Babboni	Senior Director, Communications
Jared Burleyson	Director, Baseball Communications
Franco Garcia	Director, Player Relations
Karely Avila Ledesma	Manager, Corporate Communications
Mitch George	Senior Coordinator, Baseball Communications
Jeff Lombardi	Coordinator, Baseball Communications
Shawn Johnson	Coordinator, Communications

COMMUNITY AFFAIRS & ATLANTA BRAVES FOUNDATION

Danielle Bedasse	VP, Community Affairs & Exec. Director, ABF
Kathryn Worsham	Sr. Manager, Community Affairs & ABF
Natalie Johnson	Manager, Community Affairs & ABF
Cassidy Cason	Development Specialist, ABF
Cameron Wilson	Coordinator, Community Affairs & ABF
Jessica Padilla	Coordinator, Community Affairs & ABF
Daniel Mumphy	Coord., Community & Henry Louis Aaron Fund
Jayden Thurmand	Trainee, Community Affairs
Kaitlin Blair	Trainee, ABF

MARKETING

Adam Zimmerman	Senior Vice President, Marketing
----------------------	----------------------------------

ALUMNI RELATIONS

Greg McMichael	Sr. Dir., Alumni Relations & Growing the Game
Doug Licitra	Senior Coordinator, Growing the Game – Baseball
Kristi Cooper	Coordinator, Growing the Game – Softball

FAN EXPERIENCE

Scott Cunningham	Vice President, Fan Experience
Geoffrey Schmidt	Senior Director, Entertainment & Events
Scott Brooks	Senior Director, Production
Trevor Terry	Senior Editor
Alan Brazzell	Senior Motion Graphics Designer
Adam Feldhaus	Senior Manager, Technical Production
Jacob Mosella	Mascot Manager
Taylor Koesters	Senior Coordinator, Entertainment & Events
Madison Lockrem	Senior Coordinator, Broadcasting & Brand
Gibson Daniel	Coordinator, Entertainment & Events
Shelby Fuentes	Producer/Editor
Andrew Rothschild	Producer/Editor
Carlos Garcia	Event Production Manager
Alexandra Casker	Coordinator, Marketing Automation
Dhruvi Patel	Coordinator, Marketing Automation
Gabrielle Wallace	Trainee, Production
Clayton Cottrell	Trainee, Production
Caroline Salvatore	Trainee, Entertainment & Events

MARKETING

Greg Mize	Vice President, Marketing & Innovation
Insung Kim	Vice President, Creative Director
Jori Palmer	Director, Marketing & Advertising
Eugene Brooks	Director, Diversity Marketing
Ricky Mast	Senior Manager, Digital Media Content
Jon Moses	Manager, Marketing & Automation
Daniel Easley	Sr. Graphic Designer
Aaron Ward	Sr. Graphic Designer
Eric Pellicano	Sr. Graphic Designer
Victoria Rossman	Digital Media Content Coordinator
Katie Kovacs	Senior Coordinator, Marketing & Advertising
Lizzy Nguyen	Marketing Automation Coordinator, Growth
Becca Fallon	Social Media Coordinator
Parker Gross	Coordinator, Marketing Automation
Ana Paula Sanchez	Coordinator, Diversity Marketing
Matthew Castro	Trainee, Marketing & Advertising
Mack Chiang	Trainee, Graphic Design

BUSINESS STRATEGY

Jim Smith	Senior Vice President, Business Strategy
Justin Watkins	Vice President, Business Intelligence
Cole Alford	Director, Business Strategy & Analytics
Yutae Lee	Business Analytics Specialist
Megan Toale	Business Analytics Specialist
Julia Sibert	Trainee, CRM & Data Analytics

PEOPLE CAPITAL

Art Evans	Vice President, Talent Management
Shannon DeZilva-White	Manager, People Capital
Stephen Brantley	Manager, Compensation & Benefits
Jenna Schafer	Senior Recruiter
Emanuela Rendini	Senior Generalist, People Capital

RETAIL

Lisa Williams	Vice President, Retail
Allen Sandberg	Director, Retail Operations
Kathy Hakiki	Senior Manager, Retail Buying Operations
Alyse Spaide	Senior Manager, Retail Authentics/Marketing
Alan McHenry	Manager, Retail Distribution Center
Sydney Van Alstyne	Manager, Retail Operations
Danielle Williams	Manager, Braves Clubhouse Store
Taryn Pembroke	Manager, Retail Buyer & Merchandising
Jennifer Berry	Assistant Manager, Retail Store
Camille Hatchett	Senior Coordinator, Retail Buyer
Emaeus Thomas	Sr. Coordinator, Retail Operations
Jon Vazquez	Sr. Coordinator, Distribution Center
De'Andrea Hall	Coordinator, Merchandise & Distribution Center
Michael Margarite	Coordinator, Retail Marketing
Grant McDonel	Coordinator, Retail Assistant Buying

STADIUM OPERATIONS & SECURITY

Brian Haynes	Vice President, Braves Security
Andy Stearns	Director, Braves Security
Lamar Lewis	Senior Manager, Braves Security
Pam McIver	Senior Manager, Facility Security
Barbara Middlebrooks	Senior Coordinator, Braves Security
Penny Seabrooks	Supervisor, Security
Duane Timmons	Supervisor, Security
Delmar Wright	Supervisor, Security
Lakeithia Murray	Supervisor, Security
Kenneth Jackson	Supervisor, Security
Brian Moore	Supervisor, Security
Reanne Drayton	Coordinator, Braves Security
Andrew Helms	Trainee, Stadium Operations & Security

TICKET OPERATIONS

Anthony Esposito	Senior Vice President, Ticket Operations
Jessica Lee	Director, Ticket Operations
Cory Dalin	Director, Ticket Operations – Atlanta Braves
Taylor Guy	Manager, Ticket Operations & Accessible Seating
Gloria Wickham	Senior Coordinator, Ticket Operations
Dawn Dzierzynski	Sr. Coordinator, Ticket & Financial Operations
Hunter Tomko	Senior Coordinator, Ticket Operations
Emmanuel Slaughter	Coordinator, Ticket Operations

TICKET SALES

Paul Adams	Senior Vice President, Ticket Sales
Joel Vece	Vice President, Ticket Sales & Strategy
Andrew Walters	VP, Membership Sales & Service

GROUP SALES

Seth Condra	Director, Group & Hospitality Sales
Rick Collier	Lead Consultant, Group & Hospitality Sales
Evan Avery	Senior Consultant, Group & Hospitality Sales
Robert Lotspeich	Senior Consultant, Group & Hospitality Sales
Charlie LeCroy	Consultant, Group & Hospitality Sales
Ansley Murray	Consultant, Group & Hospitality Sales
Sidney Sorenson	Consultant, Group & Hospitality Sales

NEW TICKET INITIATIVES

Stacey Nicely	Senior Director, New Ticket Initiatives
Celeste Fredericks	Senior Consultant, New Ticket Initiatives

BUSINESS DEVELOPMENT

Dan Eanes	Senior Director, Business Development
Nick Hefley	Manager, Business Development
Bobby Lindsey	Senior Consultant, Business Development
Jon Snowden	Senior Consultant, Business Development
Will McConnell	Consultant, Business Development
Alex Gilstrap	Consultant, Business Development

INSIDE SALES

Richard Thornton	Senior Director, Ticket Sales
Nabil Yang	Manager, Ticket Sales
Cory Hawkins	Senior Consultant, Ticket Sales
Drew Swank	Account Executive, Ticket Sales
Emma King	Account Executive, Ticket Sales
Will Jordan	Sales Associate, Ticket Sales
Jordan Bradford	Consultant, Ticket Sales
Isabel de Armas	Consultant, Ticket Sales
Alexis Williams	Sales Associate, Ticket Sales
Charles King	Sales Associate, Ticket Sales
Anna Lyn Morrow	Sales Associate, Ticket Sales
Mary Anglin Toole	Sales Associate, Ticket Sales
Hannah Moxley	Trainee, Ticket Sales
Kyndall Moore	Trainee, Ticket Sales
Ryan Doran	Trainee, Ticket Sales
Blair Slater	Trainee, Ticket Sales
Martin Otis Figueroa	Trainee, Ticket Sales
Emily Jetton	Trainee, Ticket Operations
Ian Blair	Trainee, Ticket Operations
Bahsil Franklin	Trainee, Ticket Operations
Wyeth Coombs	Trainee, Ticket Operations

MEMBER EXPERIENCE

Danson Smith	Director, Member Experience
Danielle Brumbeloe	Lead Consultant, Member Experience
Audie Franza	Consultant, Member Experience
Kameron Watson	Consultant, Member Experience
Miranda Mims	Consultant, Member Experience
Emily DeVito	Consultant, Member Experience
Carly Zabow	Consultant, Member Experience
Joshua Lomax	Consultant, Member Experience

BRAVES DEVELOPMENT COMPANY

Lauren Abernethy	Vice President, BDC Marketing
Billy Rowland	Vice President, BDC Operations
Dale Bolenbaugh	Vice President, BDC Security
Chad Brittain	Director, BDC Security
Kacey Dodd	Senior Manager, Leasing & Business Development
Kylie Guckian	Office Manager, BDC
Kevin Diaz	Manager, Digital Marketing
Todd Ayers	Lead Maintenance Engineer
Andrew Wasson	Maintenance Technician IV
Justin White	Maintenance Technician III
Ryan Jerman	Maintenance Technician III
Christian Pearson	Maintenance Technician
Jessica Colvin	Coordinator, Marketing & Events

SPRING TRAINING

Mike Dunn	VP & General Manager, North Port Spring Training
Christina McCaffrey	Senior Director, Operations
Brad Smith	Senior Director, Stadium Operations
Gary Conway	Senior Director, Security Operations
Henry Monaco	Senior Director of Food & Beverage, North Port
Matt Taylor	Senior Director of Turf Maintenance, North Port
Michael McAdams	Director, Client Relations
Edward Peretta	Director, Ticket Sales
Matt Gower	Senior Sales Manager, North Port
Nicole Worsham	Senior Office Manager
Tait Torstenson	Assistant Director, Stadium Operations
James Hinkley	Assistant Director, North Port Security
Lynne Christian	Merchandise Manager
Joseph Vanhese	Culinary Manager
Robert Wagner	Academy Director
Harrison Taylor	Senior Warehouse Manager
Deborah Van Coughnett	Catering Manager
Eric Salmon	Assistant Director of Turf Maintenance
Tara Quinn	Coordinator, Special Events



BRAVES EXECUTIVES



TERRY McGUIRK

Chairman

Terry McGuirk is Chairman & CEO of Atlanta Braves Holdings, LLC, the parent company of the Atlanta Braves and Braves Development Company. In his role as Chairman and Control Person of the Atlanta Braves, McGuirk maintains executive oversight over all aspects of the Braves franchise including team and player personnel operations, business operations, Truist Park and representation of the Braves at Major League Baseball ownership meetings. McGuirk is also the Chairman of Braves Development Company, the Braves real estate development entity that owns and operates The Battery Atlanta mixed use development adjacent to Truist Park.

In 2021, McGuirk oversaw the holistic organizational efforts that culminated in the Braves' fourth World Series title.

McGuirk spent 35 years at Turner Broadcasting System, Inc. (TBS), beginning in 1972 as an account executive with WTCG, which later became TBS Superstation. In 1973, he assumed the same role at TBS-owned WRET in Charlotte, N.C. McGuirk returned to Atlanta in 1975 as director of cable relations, where he was instrumental in the launch of TBS Superstation and played a key role in the launch of every Turner network through 2001.

In 1978, McGuirk was named director of special projects for TBS, Inc. and in 1979, was appointed vice president of TBS, Inc. From 1987 to 1991, he served as president of Turner Network Sales and CNN International Sales, Ltd., where he set up the company's international sales and distribution operations. He was elected to the TBS, Inc. board of directors in July 1987. Concurrently, McGuirk was president of Turner Sports, where, during his tenure, he was instrumental in securing coverage of the Olympics for cable television for the first time and oversaw the resurgence of the winningest team in baseball, the Atlanta Braves.

As executive vice president, McGuirk served as the company's second in command from 1991

to 1996. When TBS, Inc. merged with Time Warner Inc. in 1996, he succeeded R.E. (Ted) Turner as chairman, president and CEO.

He served as chairman and chief executive officer of the company until March 2001. From that point through December 2003, McGuirk was vice chairman of Turner Broadcasting System Inc., along with being chief executive officer of the company-owned Atlanta sports teams, including the Major League Baseball Braves, the National Basketball Association Hawks and the National Hockey League Thrashers.

McGuirk has served on the board of many cable industry-related groups and the International Olympic Committee's Radio and Television Commission. He was the 1989 recipient of the NCTA Vanguard Award for Young Leadership and was inducted into the fellowship of Cable Television Pioneers at the 1996 NCTA Convention.

A native of Bayshore, N.Y., McGuirk is a graduate of Portsmouth Abbey School and holds a bachelor of arts degree in American history from Middlebury College.

McGuirk is on the MLB Executive Council and is the immediate past Chairman of the Board of Major League Baseball's Business and Media Committee, the successor to MLB Advanced Media (MLBAM). He also serves on the MLB Ownership Committee. McGuirk is the chairman of the newly formed Major League Baseball Media Committee.

He is a Trustee Emeritus of both Piedmont Healthcare and The Westminster Schools. McGuirk was the 2000 recipient of the Anti-Defamation League's Stewart Lewengrub Torch of Liberty Award. In 2006, he received the Governors Award from the southeastern chapter of the National Academy of Television Arts & Sciences and, in 2010, he entered the Cable Television Hall of Fame.

Terry and his wife, Nancy, live in Atlanta and have four children.

ATLANTA BRAVES OWNERSHIP

Liberty Media Corporation officially acquired the Atlanta Braves on May 16, 2007, when Baseball Commissioner Allan H. ("Bud") Selig announced that Major League Baseball ownership had approved Turner Broadcasting and Time Warner's sale of the team.

Based in Englewood, Colo., Liberty Media owns interests in a broad range of electronic retailing, media, communications, sports and entertainment businesses. Liberty's Chairman is John Malone and its President and CEO is Derek Chang.



DEREK SCHILLER

President and CEO, Atlanta Braves

In his 22nd season with the Atlanta Braves, President and Chief Executive Officer Derek Schiller manages all business and ballpark functions of the team. Schiller oversees

revenue-driven areas including corporate partnerships, ticket sales, broadcasting, licensing, special events, retail merchandise, and concessions. Additionally, Schiller manages all service-driven departments including client and guest services, ticket operations, alumni relations, communications, community relations, marketing, people capital, and ballpark operations. Within his capacity, Schiller establishes the strategic direction for the Atlanta Braves, steers the Braves brand, advocates for innovation throughout all aspects of the enterprise, and oversees the diverse and skilled Braves workforce.

Schiller has played a pivotal role in leading the front office to increase attendance and improve the fan experience, hosting over 3 million fans at Truist Park during the 2024 season. An industry leader in business analytics, fan engagement, and mobile ticketing and ordering, Schiller's forward-thinking approach is widely recognized within the professional sports industry. Additionally, he supervised the establishment of the team's diversity and inclusion marketing department, making the Braves the first team in Major League Baseball to formalize a department dedicated to diversity engagement.

Under Schiller's direction, the Braves have introduced many technical developments, including digital ticketing, variable and dynamic pricing, and a Customer Relationship Management system that has enhanced customer experience and data management for both corporate partners and ticket holders. During his tenure, the organization has also placed a focus on expanding fan outreach by creating engaging content on all social media platforms.

Schiller works closely and collaboratively with Braves Chairman Terry McGuirk, President of Baseball Operations Alex Anthopoulos and President of Braves Development Company Mike Plant.

Additionally, Schiller oversees all broadcasting relationships, which include Braves television partner FanDuel Sports South and FanDuel Sports Southeast, as well as the team's radio partner, Dickey Broadcasting, and the Braves Radio Network across the Southeast, the largest radio affiliate network in Major League Baseball.

Outside of the ballpark, Schiller and the executive team lead the strategic vision for The Battery Atlanta, ensuring its seamless integration with Truist Park.

This groundbreaking approach to incorporating a substantial real estate development alongside a new ballpark has garnered global recognition.

As part of the Braves' executive leadership team, Schiller was instrumental in securing plans for Truist Park and The Battery Atlanta and played a pivotal role throughout the design and execution phases of the project. Collaborating with Truist Park planners and architects, Schiller and the executive team tailored the ballpark to authentically represent the organization and its rich history, while creating unique gameday experiences for fans and visitors. Schiller's emphasis on innovation was the driving force behind many of these enhancements, along with technology partnerships that made Truist Park the most technologically advanced venue in all of sports.

Schiller joined the Braves in November 2003 as senior vice president of sales and marketing and was promoted to executive vice president of sales and marketing in August 2007. He came to the Braves after serving as vice president of sales and marketing for the Atlanta Thrashers hockey team since 1998. In that position, he led the development of the Thrashers as an expansion franchise in the National Hockey League, which included the management of all business operations and marketing.

Before joining the Thrashers, Schiller served as vice president of business development for the New York Yankees from 1996 to 1997. While there, he was responsible for all revenue-producing and related functions, including sponsorship sales, marketing, ticket and suite sales, publications, concessions and merchandising, fan services and licensing. He was instrumental in putting together one of the largest sponsorship deals in sports between the Yankees and Adidas.

Schiller earned a degree in engineering from Vanderbilt University. He is on the board of directors of the Metro Atlanta Chamber of Commerce, serves as an executive board member of the Atlanta Convention and Visitors Bureau, and is a board member of the Atlanta Sports Council, the Cobb Chamber of Commerce, and the Jack and Jill Late Stage Cancer Foundation. He also serves on the Truist Atlanta Advisory Council and a number of MLB committees. Schiller is an active member of Leadership Atlanta and supports several metro Atlanta charities. Schiller and his wife, Kristin, live in Atlanta and have two children, Luke and Carson.



MIKE PLANT

President and CEO, Braves Development Company

Mike Plant is in his 22nd season with the Atlanta Braves, and his eighth as President and Chief Executive Officer of

Braves Development Company. Plant joined the organization as Executive Vice President of Business Operations in November of 2003.

In his role, Plant oversees the Braves' real estate and development holdings including The Battery Atlanta, its development and project management teams, design, financing, construction and leasing activities. Braves and Battery security, life safety, parking and government relations are all consolidated under Plant's leadership. He also works with key Braves executives managing the Spring Training complex in North Point, Florida.

As part of the Braves executive leadership team, Plant was instrumental in the Braves' efforts to secure and plan Truist Park and the adjacent mixed-use development, The Battery Atlanta, which opened in Cobb County in April 2017. The creative and innovative approach Plant led since inception has been recognized as a leading example of how to structure a successful Public/Private partnership now generating substantial returns for multiple government entities. Oversight and direct responsibility for managing all aspects of design, project management, financing, leasing and construction led to delivering approximately 2.5MM square feet in less than 36 months. A \$300MM, 800,000 square foot phase 2 of The Battery Atlanta began in July 2018. The hallmark of this phase was led by thyssenkrupp, the global leader in urban mobility, and Papa John's Pizza creating their new headquarters at The Battery Atlanta.

Plant joined the Braves after having served as Executive Vice President of Turner Sports since February 2002. In that position, he was in charge of the day-to-day operations of the division, a \$500-million acquisition, promotion and production company that broadcasted approximately 1,200 hours of sports programming on various Turner networks.

Before becoming Executive Vice President of Turner Sports, Plant was President of Ted

Turner's multi-sport event, The Goodwill Games, and Vice President of Events for Turner Sports. He was responsible for the overall direction and management of The Goodwill Games, as well as all sports properties acquired by Turner Sports.

Prior to joining Turner Sports, Plant was Owner and President of Medalist Sports, a full-service sports marketing company he founded in 1988. Medalist Sports created and operated premier professional cycling events in the United States and China. In addition, Plant was the Associate Executive Director of the United States Cycling Federation in Colorado Springs, Colo., from 1986 to 1988 and the Executive Director of the Canoe and Kayak Team from 1985 to 1986.

Plant was a member of the 1980 U.S. Olympic speedskating team in Lake Placid, NY, and a six-time member of the U.S. World Championship speedskating teams. Since 1980, he has chaired numerous committees and boards for the U.S. Olympic Committee (USOC), the U.S. International Speedskating Association, International Cycling Federation, and USA Cycling. Plant served on the Atlanta Committee for the 1996 Olympic Games (ACOG) Board of Directors and the Board of Trustees for the Salt Lake City Olympic Bid Committee for the 2002 Winter Games.

Plant served two eight-year terms on the USOC's Board of Directors and Executive Committee (1984-1992 and 2003-2011). He was Chairman of the USOC Athletes Council, and Chairman of the Athlete Performance Group (1992-1996). Plant was President of USA Cycling, the National Governing Body for Olympic cycling, from 1995 to 2002, and President of U.S. Speedskating from 2013-2018. Additionally, he currently serves as the Chairman of the Cobb Chamber.

Internationally, Plant served on the International Cycling Federation's (UCI) Executive Committee for 20 years, and was President of three different commissions. In 2009, Plant was elected U.S. Olympic Chef de Mission for the Olympic team for the 2010 Vancouver Olympic Games.

He and his wife Mary have two daughters, Erika and Maddie, and a son, Drew.





ALEX ANTHOPOULOS

President, Baseball Operations and General Manager

Alex Anthopoulos is in his eighth season with the Braves. He joined the club in November 2017 as the executive vice president and general manager. In February 2020, Anthopoulos was promoted to president, baseball operations and general manager, and received a contract extension. He received an additional extension on January 12, 2024, which will keep him with the club through the 2031 season.

The Braves won the 2021 World Series under his guidance and have appeared in the playoffs in each season since he took the helm, including six straight N.L. East titles to begin his tenure. The club has compiled a 604-427 (.586) record under his leadership.

He is the 12th Braves general manager since the franchise moved to Atlanta in 1966.

Anthopoulos, who reports to Chairman Terry McGuirk, oversees all aspects of the club's baseball operations. He came to the Braves after spending the 2016 and 2017 seasons as the Los Angeles Dodgers' vice president of baseball operations.



He joined the Dodgers in January 2016 following six seasons as the Toronto Blue Jays' general manager, which culminated in an American League East title in 2015 to snap Toronto's 22-year postseason drought.

Anthopoulos began his baseball career with the Montreal Expos as a media relations intern in 2000 before transitioning to international scouting and serving as Montreal's coordinator for amateur and professional scouting for the 2002 and 2003 seasons. The Expos expanded his duties in 2003, adding the title of Scouting Supervisor for Canada.

He joined Toronto following the 2003 season as a scouting coordinator and earned a promotion to vice president, baseball operations and assistant general manager on January 8, 2006. On October 3, 2009, he accepted the position of senior vice president, baseball operations and general manager.

Anthopoulos was named *Baseball America's* Executive of the Year in 2022. Furthermore, he was selected as *Sporting News's* MLB Executive of the Year at the conclusion of the 2015 campaign – the only executive in Blue Jays history to achieve the honor.

Born May 25, 1977, Anthopoulos is a native of Montreal, Quebec. He is fluent in English and French, and also speaks some Spanish and Greek. With his Greek descent, he lent his services to the Greek National baseball team around the 2003 European Championships before helping to assemble the Greek national team for the 2004 Olympics in Athens.

Anthopoulos attended Lower Canada College and Marianopolis College before majoring in economics at McMaster University in Hamilton, Ontario.

He and his wife, Cristina, have a daughter, Julia, and a son, John.

BRAVES GENERAL MANAGERS

Alex Anthopoulos is the 12th general manager in club history. Bill Lucas, who is listed below, never received the title of general manager, but performed all the duties of the position.

John Quinn.....	1945-58
John McHale.....	1958-66
Paul Richards.....	1966-72
Eddie Robinson.....	1972-76
John Alevizos.....	1976
Bill Lucas.....	1976-79
John Mullen.....	1979-85
Bobby Cox.....	1986-90
John Schuerholz.....	1990-2007
Frank Wren.....	2007-14
John Hart.....	2014-15
John Coppolella.....	2015-17
Alex Anthopoulos.....	2017-present



GREG HELLER

Executive Vice President, Chief Legal Officer

The 2025 season marks Greg Heller's 25th as legal counsel to the Braves. As Executive Vice President and Chief Legal Officer, Heller manages and oversees all legal affairs for the Braves. Heller also has ultimate oversight for all legal issues related to Truist Park, The Battery Atlanta and for the Braves' spring training facility, CoolToday Park, and had ultimate oversight for all legal matters related to the negotiation, planning and development of all three projects for the Braves organization.

Heller's responsibilities and duties include providing guidance and counsel on baseball operations matters, sales and marketing, broadcasting, stadium and business operations, intellectual property, corporate governance, legislative affairs, employment and litigation.

Prior to serving as Executive Vice President and Chief Legal Officer of the Braves, Heller spent nearly seven years with the TBS sports legal group which included the Braves, the Atlanta Hawks, the Atlanta Thrashers, Philips Arena, the Goodwill Games, the Turner Sports television group (and its NBA, NASCAR, PGA, British Open and MLB properties), and the Turner Sports new media group (and its NASCAR, PGA and PGA TOUR and ACC Select properties).

Heller began his career in sports law as an undergraduate at Indiana University where he graduated cum laude with a Bachelor of Science degree in Sports Marketing/Management. While at Indiana, Heller completed internships with the Peoria Chiefs, a minor league affiliate of the Chicago Cubs, and with the Indiana University athletic department.

Upon graduating from IU, Heller entered law school at Marquette University. While at Marquette, Heller was an active participant in the sports law program, including serving as a member and Student Articles Editor of the Marquette Sports Law Journal, serving as a member of the Sports Law Society, authoring a law review article on the NCAA enforcement process and completing internships with the National Sports Law Institute, Harley Davidson, the Milwaukee Brewers and Reece & Lang PC, the legal division of an Atlanta-based sports management firm.

Upon graduating from Marquette, Heller became an Associate Attorney with the Atlanta firm of Powell Goldstein Frazer & Murphy (now part of Bryan Cave) where he concentrated his practice on general corporate, mergers and acquisitions, securities and sports and entertainment law matters from 1996 to 1997. In the Fall of 1997, Heller joined the Chicago law firm of Horwood Marcus & Berk and continued his practice in general corporate, mergers and acquisitions and sports and entertainment law matters before joining TBS in the Fall of 2000.

Heller serves on Advisory Boards at Marquette University Law School, Indiana University, Blessed Trinity Catholic High School and the Kennesaw State Athletics Association. In 2004 and 2024, Heller was named by Marquette University as its Sports Law Alumnus Of The Year. In 2017, Heller was named the W.W. Patty Distinguished Alumnus by the Indiana University School of Public Health.

Heller and his wife, Krista, live in Roswell and have four children, Madelyn, Charlie, John and Elizabeth.





JILL ROBINSON

Executive Vice President, Chief Financial Officer

Jill Robinson is in her eighth season with the Braves after joining the organization in April 2018 as chief financial officer and executive vice president.

In her role, Robinson oversees the Braves' entire accounting and finance operations, leading a team of 25 finance and accounting professionals. Robinson also manages the Braves' financial interests in The Battery Atlanta, the world-class mixed use real estate development located around Truist Park.

Prior to joining the Braves, Robinson worked for McKesson Corporation for 16 years in both San Francisco and Atlanta, serving in a variety of roles for the Fortune 50 company. At the time of her departure, Robinson was the chief financial officer and senior vice president for McKesson Technology Solutions, a \$3 billion healthcare technology company.

She began her career at McKesson in 2001 as a director in the procurement finance department, managing a team that provided all accounting and finance functions for the pharmaceutical purchasing organization. Robinson moved to a director's role in Investor Relations in April 2004, before she was promoted to Vice President of Internal Audit in November 2005.

In March 2010, Robinson became the chief financial officer and vice president of RelayHealth Pharmacy, growing a three-person department to a team of 35 during her tenure.

In November 2011, Robinson became the chief financial officer and senior vice president for McKesson Provider Technology, a company worth over \$2 billion. Her team of 250 supported several acquisitions and subsequent integration efforts, while also sponsoring a major legal entity streamlining process.

She was named chief financial officer and senior vice president of McKesson Technology Solutions in February of 2013, and oversaw a team of over 350 for the next four-plus years until joining the Braves.

Robinson began her professional career in 1992 in Indianapolis with Deloitte & Touche, before serving as Controller for Tambourine, Inc., an independent record label, in San Francisco from 2000 to 2001.

A native of Naperville, Ill., Robinson graduated from the University of Illinois with a degree in accountancy in 1992. She became a certified public accountant in November of that year.

Jill has always had a passion for career development and supporting women in the workforce, and has served as a founder and executive sponsor of McKesson women's employee resource groups, OWNIT-Bay Area and OWNIT-Georgia, and a founder and executive sponsor of the McKesson Career Development Council – Bay Area & Atlanta. Robinson was also a steering committee member on McKesson's Finance Rotational Development Program. She currently serves on the Advisory Board for the Atlanta CFO Forum, and in 2021, was recognized by the CFO Forum as Atlanta's Preeminent CFO. She is also the treasurer of the Board of Directors of the Atlanta Area Council of the Boy Scouts of America and the Secretary of the Board of Directors of ArtsNow.

Robinson lives in Johns Creek with her husband, Rob, and their two children, daughter, Chloe, and son, Tyler.





CHIP MOORE

Executive Vice President & Senior Advisor

The 2025 season marks Chip Moore's 48th with the Braves organization. Moore, executive vice president and senior advisor, assists the Braves' executive board with long-

term planning and oversees the club's spring training facility and Florida operations. Moore spent nine years (2009-17) as the Braves' chief financial officer, after spending 12 seasons (1997-2008) as senior vice president and controller. He was named to his current position on February 5, 2018.

Moore was instrumental in the Braves' efforts to secure Truist Park and the club's mixed-use development, The Battery Atlanta, both of which opened in 2017. Moore played an important role in lease negotiations, relocation, design and construction of minor league ballparks in Rome, Ga., Pearl, Miss., and Gwinnett, Ga.

For over 25 years, Moore led the Braves' finance and accounting function and played a key role in Braves successes both on and off the field. This included managing financial tasks associated with Braves post-season runs, MLB's 2000 All-Star Game in Atlanta and the many challenges associated with the moves from Atlanta-Fulton County Stadium to Turner Field and finally to Truist Park.

In addition, Moore was an instrumental figure in the lease negotiation, design and construction of the Braves' spring training complex in North Port, Fla., in Sarasota County.

Moore steadily moved up through the organization during his tenure. He began as an usher at Atlanta-

Fulton County Stadium before working nine seasons as a member of the Braves grounds crew. In 1985, he joined the Braves accounting department and rose to assistant controller in 1988 and controller in 1992 before becoming chief financial officer in 2009 and named to his current position in 2018.

Moore also worked on the establishment of the Braves charitable entity, the Atlanta Braves Foundation, and has served on its Board of Directors since its inception.

Moore graduated from Oglethorpe University in 1985 with a degree in business administration, majoring in accounting.

Moore serves on the Board of Directors for the Atlanta Braves Foundation. He served on the Minor League Baseball Board of Trustees for 14 years and on the Board of Directors of the South Atlantic League of Professional Baseball for 29 years, including 20 years as its vice president. In 2006, Moore was inducted into the South Atlantic League Hall of Fame for his contributions to the Rome Braves and the SAL. Additionally, Moore has served on the Board of Directors for the International League and Southern League of Professional Baseball. Locally, he serves on the Board of Atlanta Area Council of Boy Scouts.

Chip and his wife, Anne, reside in Kennesaw, Ga., and have two children, Jordan and Will.





DERETTA RHODES, PH.D.

Executive Vice President, Chief Culture Officer

DeRetta Rhodes, Ph.D. is in her seventh season with the Braves after arriving in January 2019. She joined the organization as Senior Vice President of Human Resources before her promotion to Executive Vice President, Chief People Capital Officer, in January 2021. She was elevated to her current role, Executive Vice President, Chief Culture Officer, in January 2022.

Dr. Rhodes, who oversees communications, community affairs and people capital initiatives for the organization's major league and The Battery Atlanta operations, has left a lasting impact in her short time with the Braves.

She has transformed the people capital department, expanded the culture of the organization with training programs and employee resource groups and created an internal diversity, equity and inclusion council. She also managed organizational adjustments that became necessary due to the pandemic.

Prior to joining the Braves, Dr. Rhodes was the Executive Vice President/Chief Human Resources Officer of the YMCA of Metro Atlanta, Vice President of Human Resources at First Data, Vice President of Human Resources for Turner Broadcasting and held leadership positions at Ernst & Young, ADP, HomeGrocer.com and YUM Brand.

Dr. Rhodes received her undergraduate degree from the University of Georgia, her Master's in Business Administration from Clark Atlanta University and her Ph.D. in adult education from the University of Georgia. She is a certified facilitator for the Benchmark 360 assessment by the Center for Creative Leadership, DISC coach and facilitator, qualified facilitator for the Myers-Briggs Type Indicator (MBTI), HOGAN Assessment and HOGAN 360.

A Kansas City native, Dr. Rhodes has frequently served in the Metro Atlanta community for organizations such as the Woodruff Arts Center, 21st Century Leaders, Zoo Atlanta and the Atlanta Braves Foundation. Rhodes completed her Ted Talk (TedxUGA) in 2018, and later was honored as part of Atlanta Business Chronicle's 100 Women of Influence in 2020, '21, '22 & '24. Additionally, she was named to Georgia's cohort of the 100 Titans of Industry, which recognizes the area's most accomplished business leaders that demonstrate exceptional leadership, vision and passion. Rhodes has also been named to the list of National Diversity & Leadership Top 100 HR Professionals.

Dr. Rhodes lives in Atlanta, Ga. with her husband, Leon, and her three sons, Cole, Austin and Jordan.





JOHN SCHUERHOLZ

Vice Chairman, Emeritus

Named Vice Chairman Emeritus by the Braves in 2018, John Schuerholz is in his 60th year in professional baseball and his 35th season

in Atlanta. He served as club president for eight-and-a-half years before being named vice chairman in March 2016.

As president and then as vice chairman, Schuerholz was instrumental in the planning and building of Truist Park and the mixed-use development, The Battery Atlanta, which opened in April 2017.

Schuerholz received the game's highest honor in December 2016, when he was elected to the National Baseball Hall of Fame. He was formally inducted into the illustrious club in Cooperstown, N.Y., on July 30, 2017.

Following 26 years as a Major League general manager, from 1982 to 2007, Schuerholz stepped aside as GM after the 2007 season and was named president of the Braves on October 11, 2007. He spent 17 seasons as the Braves' executive vice president and general manager, from 1991 to 2007.

Schuerholz came to the Braves from the Kansas City Royals in October 1990. Under his leadership and guidance as a GM, the Braves achieved unprecedented success, compiling the best record in baseball over those 17 seasons from 1991 to 2007 (1,594-1,092; .593). The Braves established an American professional sports record by winning 14 consecutive division titles from 1991 to 2005 (the 1994 season was not played to completion).

The Braves won five National League pennants, one World Series and several "organization of the year" awards. The club won 100-or-more games six times under Schuerholz, including five times in seven seasons from 1997 to 2003. +

During his career with Baltimore, Kansas City and Atlanta, Schuerholz has been associated with four World Champions (1966, 1985, 1995, 2021), nine pennant winners and 22 division crowns. In 2004, to honor his nearly 40 years of success at the major league level, *Baseball America* named him the recipient of the prestigious Lifetime Achievement Award. Atlanta's overall success in 2005 also helped the Braves earn *Baseball America*'s prestigious Organization of the Year award.

When the Braves won the 1995 World Series, Schuerholz became the first executive to be general manager of world championship teams in both the American and National Leagues. In his 26 years as a general manager with Kansas City and Atlanta, his teams totaled an amazing 2,348 wins.

During Schuerholz's time with Kansas City, the Royals won one World Championship, two American League pennants and six division crowns. The *Sporting News* selected him as the Major League Executive of the Year in 1985, when Kansas City won the World Series.

Schuerholz was inducted into the Braves Hall of Fame in August 2016 and the Georgia Sports Hall of Fame in February 2015. In January 2014, he was honored with the Outstanding Achievement in Baseball Award by the Professional Baseball Scouts Foundation. He was inducted into the Atlanta Sports Hall of Fame in 2008 and the Negro Leagues Baseball Museum recognized John as the National League Executive of the Year with its Andrew "Rube" Foster Award in 2001, 2002 and 2005. After the Braves' 1991 worst-to-first performance, Schuerholz was named the Executive of the Year by UPI, the Boston Writers Association and the Maryland Tops in Sports group, Executive of the Year by the Georgia Securities Association and Georgian of the Year by Georgia Trend Magazine.

Schuerholz has served on a variety of Major League Baseball's committees throughout his career, including being appointed by then-Commissioner "Bud" Selig to chair the newly-formed Instant Replay Committee. In three years, the committee oversaw the implementation of expanded replay, creating a modernized, effective system for replay reviews. Schuerholz has also served as chairman of the Pace of Game Committee, and on the Playing Rules Committee.

A native of Baltimore, Schuerholz left a job as a junior high school teacher to join the Orioles in 1966. He moved to Kansas City two years later, and as an administrative assistant, was involved in the expansion draft that created the first ever Royals roster. He was named Assistant Farm Director in 1970 and became Farm Director in 1975. He was promoted to director of player procurement and development in 1976 and vice president, player personnel in 1979. The Royals named Schuerholz executive vice president and general manager in October of 1981, when he was 41.

Born October 1, 1940, Schuerholz is a graduate of Towson (MD) University, where he played soccer and baseball. He was an all-conference choice in baseball and the school's Athlete of the Year in 1962. He was inducted into Towson's Athletic Hall of Fame in 1973 and served on the school's Board of Visitors. Towson's baseball facility is named John Schuerholz Park.

Schuerholz's book, "Built to Win: Inside Stories and Leadership Strategies from Baseball's Winningest GM," was released in the spring of 2006.

He and his wife, Karen, have two children, Gina and Jonathan, and four grandchildren. Jonathan has been in the Braves organization since 2002.



BOBBY COX

Special Assistant to the General Manager

Bobby Cox is in his 15th season in a consulting role for the Braves after retiring from his legendary managerial career following the 2010 campaign.

Cox was awarded baseball's highest honor in 2014, when he was inducted into the National Baseball Hall of Fame, along with fellow managers Tony La Russa and Joe Torre and former players Tom Glavine, Greg Maddux and Frank Thomas.

On September 23, 2009, the Braves announced that Cox had agreed to a contract extension for the 2010 season, and Cox himself announced that he would retire from managing at the conclusion of the 2010 campaign. As part of his contract extension, Cox was given a consulting agreement. In his role, he advises and consults in all areas of baseball operations, including the Major League Club, spring training, minor league operations and scouting. In addition, Cox works with the office of the president on special business projects.

Cox spent 29 seasons as a Major League skipper, including 25 seasons in two stints at the helm of the Braves. His 2,504 wins rank fourth all-time and include a franchise-best 2,149 victories with the Braves and 355 with the Toronto Blue Jays. Cox posted an overall career record of 2,504-2,001-3 (.556). He won his 2,500th game on September 25, 2010, at Washington.

In his final season in 2010, the Braves went 91-71 and claimed the first National League Wild Card in franchise history. The 2010 campaign was Cox's 15th with 90-or-more wins. That tied him for second all-time in 90-win seasons with Hall of Fame skipper Joe McCarthy, one behind John McGraw's record 16. Cox and McCarthy are the only managers in Major League history to compile six 100-win seasons.

Cox won 15 division crowns in his career, including 14 straight in Atlanta that led to five pennants (1991, 1992, 1995, 1996 and 1999) and one World Championship (1995). He had a string of 15 consecutive winning seasons from 1991 to 2005, tying him with Al Lopez and Earl Weaver for third place all-time behind Joe McCarthy (20) and Sparky Anderson (17) for the most consecutive winning campaigns.

Cox was voted the Manager of the Year by the Baseball Writers' Association of America four times (1985 with Toronto and 1991, 2004 and 2005 with Atlanta). The *Sporting News*, in a poll of his peers, honored Cox as the league's top skipper seven times with the Braves and eight times overall. No other manager has won the *Sporting News* award more than four times since the magazine started the balloting in 1936. In 1991, the Associated Press named him Major League Manager of the Year, as he became the first manager to earn that honor in both leagues, having also won it while with the Blue Jays in 1985.

He brought the city of Atlanta its first major professional sports world championship in 1995, when the Braves defeated Cleveland, four-games-to-two, in the World

Series. The victory also marked the first time a franchise had won a World Series in three different cities.

In 1993, the Braves won 104 games and became the first National League West team to win three straight division titles. The Braves' 400 Club honored Cox with its "Mr. Baseball" award that season.

The Braves' performance in 1991, when they went from worst-to-first and participated in one of the most dramatic World Series in history, earned Cox several post-season honors. Among others, the Associated Press named him Major League Manager of the Year. Cox became the first manager to earn that honor in both leagues, having also won it while with the Blue Jays in 1985.

Cox managed the Braves from 1978 to 1981, compiling a 266-323 record and laying the groundwork for the club's National League West title in 1982. He began a four-year tenure as Toronto's manager in 1982, lifting a habitual last-place team to within one game of attaining a World Series berth in 1985.

In 1982, Cox led the Blue Jays to a 78-84 mark, the best record in their six-year existence. Toronto improved to 89-73 each of the next two seasons and then won the American League East crown by finishing 99-62 in 1985. For his efforts that year, Cox was named Major League Manager of the Year by the Baseball Writers Association of America, the Associated Press and *Sporting News*.

Cox returned to the Braves as general manager in October 1985 and oversaw a farm system which set the foundation for great success. He added the field managing responsibilities on June 22, 1990, then devoted all his time to those duties when the Braves named John Schuerholz as general manager in October of that year.

Cox spent five years in the Dodgers' farm system before being selected by the Chicago Cubs in the November 1964 Minor League Draft. He was acquired by the Braves in a 1966 trade that sent outfielder Billy Cowan to the Cubs. After playing for Triple-A Richmond in 1967, he was traded to the New York Yankees and beat out Mike Ferraro, the Yankees' outstanding spring training rookie, for the third base job in 1968. Cox made the Topps Rookie All-Star team in 1968, but lost his job to roommate Bobby Murcer in '69.

Bad knees forced Cox to retire as a player at the age of 30. He was appointed manager of the Yankees' Class-A Fort Lauderdale club in 1971. He won the Eastern League pennant and championship with West Haven in 1972 and placed second twice and third twice in four years at Syracuse, winning the International League's Governor's Cup in 1976. He served as the Yankees' first base coach in 1977.

Born May 21, 1941, in Tulsa, Okla., Cox graduated from Selma (Calif.) High School in 1959 and attended Reedley Junior College.

He and his wife, Pam, reside in Marietta, Ga. They have three daughters, Keisha, Kami and Skyla. He has five other children, Debbie, Bobby Jr., Connie, Shelly and Randy.



JEREMY STRIFE

Executive Vice President, Development

Jeremy Strife, Executive Vice President of Development for the Atlanta Braves, enters his 11th year in the organization. He leads daily management

of the Braves Development Company team including construction, leasing, operations, marketing, special events, and all other business functions of running The Battery Atlanta in addition to Braves Security Services, Braves Parking Services, and Braves Health Preparedness.

Prior to joining the Braves in 2015, Strife spent nine years with S&P 100 company, Simon Property Group (NYSE:SPG), where he specialized in asset acquisition transitions, developments, redevelopments, and asset management with over \$80M in EBITDA accountability at time of departure.

Jeremy is a committee chair of the Braves Diversity, Equity & Inclusion Council, and sits on the Cobb Chamber Board of Directors, SelectCobb Board of Directors, and Cobb Transportation & Mobility Committee.

A native of Carthage, N.Y., Jeremy and his wife Ellen reside in Cobb County's Smyrna area. He is a graduate of Indiana University in Bloomington, where he received a Bachelor of Science degree in Public Affairs Law.



BASEBALL OPERATIONS

2025 BASEBALL OPERATIONS DIRECTORY

EXECUTIVES

Alex Anthopoulos.....President, Baseball Ops & General Manager
 Mike Fast.....SVP, Baseball Development
 Jason Paré.....Assistant General Manager, Research & Development
 Ben Sestanovich.....Assistant General Manager, Player Development
 Pete Putila.....Assistant General Manager, International Scouting
 Michael Schwartze.....Vice President, Player Personnel
 Adam Sonabend.....Vice President, Major League Operations
 Ronit Shah.....Vice President, Amateur Scouting

SPECIAL ASSISTANTS

Bobby Cox.....Special Assistant to the General Manager
 Chipper Jones.....Special Assistant, Baseball Operations
 Terry Pendleton.....Special Assistant, Player Development
 Tyler Flowers.....Special Assistant to Major League Operations
 Dean Decillis.....Special Assistant to the General Manager

BASEBALL OPERATIONS STAFF

Dixie Keller.....Senior Director, Baseball Administration
 Seth Heizer.....Manager, Family Relations
 Elizabeth Terán.....Executive Assistant to Alex Anthopoulos

MAJOR LEAGUE OPERATIONS

Doug Wachter.....Pitching Strategist, Major League Operations
 Caelan Collins.....Senior Manager, Major League Operations
 Tom O'Donnell.....Senior Manager, Major League Operations
 Will Siskel.....Coordinator, Major League Operations
 Robert Sanders.....Coordinator, Major League Operations
 Casey Ciucci.....Analyst, Major League Operations
 Jack Byrne.....Analyst, Major League Operations
 Terrence Pinkston.....Analyst, Major League Operations
 Landon Langston.....Trainee, Major League Operations

RESEARCH & DEVELOPMENT

Josh Malek.....Assistant Director, Research & Development
 Garrett Wilson.....Assistant Director, Baseball Systems
 Kyle Sargent.....Assistant Director, Research & Development
 Michael Copeland.....Lead Developer, Baseball Systems
 Isaac Lee.....Sr. Developer, Baseball Systems
 Isaac Gadinsky.....Developer, Baseball Systems
 Evan Olawsky.....Sr. Analyst, Research & Development
 JP Wong.....Analyst, Research and Development
 Craig Weaver.....Associate, Data Engineer, R&D

CLUBHOUSE

Mike Shaw.....Vice President, Team Travel
 Jonathan Kerber.....Director, Team Travel
 Calvin Minasian.....Director of Equipment & Clubhouse Services
 Fred Stone.....Visiting Clubhouse Manager
 Eric Durban.....Manager, Clubhouse Operations
 Jeff Pink.....Manager, Clubhouse Operations
 Rob Smith.....Manager, Video Operations
 Tony Farmer.....Assistant Clubhouse Manager
 Jimmy Leo.....Replay Coordinator

MEDICAL & PERFORMANCE STAFF

Dr. Gary Lourie.....Head Team Physician
 George Poulis.....Director of Player Health / Head Athletic Trainer
 Nick Valencia.....Asst. Dir. Player Health/Head Physical Therapist
 Jeff Stevenson.....Assistant Athletic Trainer
 Nick Flynn.....Assistant Athletic Trainer
 Brad Scott.....Head Strength & Conditioning Coach
 Jordan Wolf.....Assistant Strength & Conditioning Coach
 Marcus Ahrens.....Assistant Physical Therapist
 Nate Leet.....Massage Therapist

SCOUTING

Ronit Shah.....Vice President, Amateur Scouting
 Gary Rajcich.....Senior Advisor
 Jonathan Schuerholz.....Advance Scout
 Fred McGriff.....Special Assignment Scout
 Sydney Hernandez.....Trainee, Amateur Scouting

CROSS CHECKERS

Terry Tripp Jr.....Upper Midwest Regional Cross Checker

AREA SUPERVISORS

Jon Bunnell.....North/Central Fla.
 Alan Butts.....Ga.
 Travis Coleman.....Ala., Miss., Fla. Panhandle
 Ryan Dobson.....S. Calif., Hawaii
 Ryan Egdes.....Central Ill., Ohio, Indiana, Mich., Wis.
 Anthony Flora.....Utah, Colo., Ariz., N.M.
 Dillon Forsythe.....South Texas
 JD French.....Ark., La., S. Ill., S. Mo.
 Shaeffer Hall.....North MO, Kan., West Ill., Neb., S.D., Iowa, Minn.
 Alan Hull.....N. Calif, Nev.
 Cody Martin.....Alaska, Idaho, Mont., Ore., Wash., Wyo.
 Kevin Martin.....Los Angeles
 Trey McNickle.....N. Texas, Okla.
 Tucker Meredith.....New England, N.Y., N.J.
 Will Rich.....Ky., Tenn.
 Chris Roque.....Southeast
 Lou Sánchez.....S. Fla., Puerto Rico
 Al Skorupa.....N.C., S.C.
 Porter Reinhart.....Va., W.V., MD, Del, Penn.

VIDEO COORDINATORS

Alex Burritt.....Amateur Scouting Video Manager
 Ryan Ferron.....East Coast Video Coordinator
 Joe Strem.....Central Video Coordinator

FLORIDA COMPLEX

Matt Forbes.....Coordinator, Florida Operations
 Bradford Jones.....Lead English Teacher
 Manny Maldonado.....Clubhouse Attendant
 Danni de la Cruz.....Clubhouse Attendant

INTERNATIONAL SCOUTING

Jonathan Cruz	Director, Latin American Scouting
Gerald Milanes	Manager, International Scouting Administration
Orlando Covo	South America Scouting Supervisor
Carlos Sequera	Supervisor, Dominican Republic
Reymond Nuñez	Area Scout
Carlos Perez	Area Scout
Victor Torres	Area Scout
Richard Castillo	Area Scout
Junior Colatosti	Area Scout
Rafael Marcano	Area Scout
Edison Sánchez	Area Scout
Jesus Simancas	Area Scout
Jorge Mena	Area Scout
Marcos Pujols	Area Scout
Shamir Arias	DR Scouting Analyst & Area Scout
Hector Otero	International Cross Checker
Jean Caba	Video Scouting Coordinator, Dominican Republic
Marvin Valderrama	Video Coordinator

PLAYER DEVELOPMENT

Ron Knight	Director, Minor League Operations
Kyle Clements	Manager, Minor League Technology
Sean Reagan	Coordinator, Player Development Video
Ryan Taylor	Coordinator, International Player Development
Anna Zdunczyk	Assistant, Minor League Operations
Amanda Taylor	Assistant, Minor League Operations
Jesse Roszkowski	Assistant, Minor League Technology
Kaylee Beard	Trainee, Video & Information

BASEBALL DEVELOPMENT

Colin Wyers	Assistant Director, Baseball Development
Christina Zaccardi	Analytics Coordinator
David Lee	Coordinator, Baseball Development
Iris Martinez	Data Scientist

ROVING STAFF

Kevin Hooper	Director, Player Development
Paul Davis	Director, Pitching Development
Doug Mansolino	Advisor, Player Development
Greg Walker	Hitting Instructor
JD Closser	Catching Coordinator
Bo Henning	Pitching Coordinator
Lance Carter	Rehab Pitching Coordinator
Chris Swauger	Minor League Field Coordinator
Eric Tucker	Minor League Performance Dietitian
Eric Hrycko	Minor League Medical Coordinator
Toby Williams	Assistant Minor League Medical Coordinator
Paul Howey	Strength & Conditioning Coach
Jordan Sidwell	Strength & Conditioning Coordinator
Ryan Meehan	Assistant Strength & Conditioning Coordinator
Johnny Passarelli	Minor League Physical Therapist
Jonathan Pabon	Assistant Minor League Physical Therapist
Jordan Small	Trainee, Strength & Conditioning
Sophie Capitanello	Trainee, Strength & Conditioning

GWINNETT (AAA)

Kanekoa Texeira	Manager
Wes McGuire	Pitching Coach
Craig Bjornson	Bullpen Coach
Dan DeMent	Hitting Coach
Wigberto Nevarez	Coach
Greg Harrel	Athletic Trainer
Tyler Moos	Athletic Trainer
Tyler Enns	Strength & Conditioning Coach

COLUMBUS (AA)

Cody Gabella	Manager
Mike Steed	Pitching Coach
Grant Kay	Hitting Coach
Francisco Diaz	Coach
Jesús Aviles	Athletic Trainer
Kyle Hegedus	Strength & Conditioning Coach

ROME (A+)

Angel Flores	Manager
Horacio Ramirez	Pitching Coach
Connor Justus	Hitting Coach
Bobby Moore	Coach
Tom Adams	Athletic Trainer
Julian Rip	Strength & Conditioning Coach

AUGUSTA (A)

Wynston Sawyer	Manager
Elvin Nina	Pitching Coach
Garrett Wilkinson	Hitting Coach
Ruben Gotay	Hitting Coach
Brad Stoll	Coach
Dan Gaertner	Athletic Trainer
Jake Wynn	Strength & Conditioning Coach

FCL BRAVES (R)

Nestor Pérez	Manager
Tyler Dalton	Pitching Coach
Einar Diaz	Hitting Coach
Adam Wood	Hitting Coach
Ryan Casteel	Coach
Roman Quinn	Coach
Jefferson Romero	Coach
Toni Lee	Athletic Trainer
Matt Barnes	Athletic Trainer
Mike Wall	Strength & Conditioning Coach

DSL BRAVES (R)

Maikol Gonzales	Manager
Andrew Cohen	Pitching Coach
Samuel Tavares	Assistant Pitching Coach
Carlos Telemaco	Hitting Coach
Leonardo Ferrini	Hitting Coach
Phil Caulfield	Coach
Leandro Mateo	Coach
Chaerin Yeom	Athletic Trainer
Alessandro Bertozzo	Assistant Athletic Trainer
Pedro Hernández	Strength & Conditioning Coach
Mario Anguizola	Assistant Strength & Conditioning Coach

INTERNATIONAL OPERATIONS

Lothar Schott	Mgr. - DR Administration & Operations
José Cochon	Administrative Assistant
Leandro Guzman	DR Academy Logistics Assistant
Alejandro Román	DSL Video & Technology Operator
Sarah de la Cruz	Lead Teacher
Pedro Shanlatte	Mental Performance Coach

BASEBALL OPERATIONS EXECUTIVES

DEAN DECILLIS **Special Assistant to the General Manager**

- The 2025 season marks Dean Decillis' third season with the Atlanta Braves.
- As special assistant to the general manager, Decillis works closely with Alex Anthopoulos to direct and oversee the club's scouting operations.
- Decillis joined Atlanta from the Toronto Blue Jays, where he most recently served as a special assignment scout...While with Toronto, he was credited with discovering All-Star Alejandro Kirk and targeting All-Star Santiago Espinal via trade.
- Shortly after retiring from his playing career, became an area scout with Baltimore...Went on to work for San Francisco, Philadelphia and Boston as well.
- Played eight minor league seasons from 1987-94, primarily in the Detroit organization... Was drafted by the Tigers in the 6th round of the 1987 draft...Also selected by Toronto in the 10th round of the 1986 draft, but did not sign.
- Born in New York, N.Y. in 1967, Decillis attended Miami Dade College, Kendall Campus in Miami, Fla.



MIKE FAST **Senior Vice President, Baseball Development**

- Mike Fast is in his seventh season with the Braves, after joining the organization in November of 2018...He was promoted to his current role, vice president, baseball development, in March of 2021...Fast spent his first two years in the organization as a special assistant to the general manager.
- In his role, Fast oversees research into player body movement patterns and works closely with Assistant General Manager Ben Sestanovich and VP of Major League Operations Adam Sonabend to apply this research for player improvement, as well as with VP of Amateur Scouting Ronit Shah, VP of Player Personnel Michael Schwartze, and Assistant General Manager Pete Putila for applications in player evaluation.
- Fast also assists President, Baseball Operations Alex Anthopoulos and Assistant General Manager Jason Paré on all matters relating to the organization's baseball operations, including roster management and transactions, advance scouting, trades, contract extensions, arbitration, player development and free agent signings.
- Fast joined the Braves from the Houston Astros, where he spent seven seasons in the club's front office, finishing his Houston tenure as the team's director of research and development.
- Prior to joining the Astros in February of 2012, Fast wrote for Baseball Prospectus, The Hardball Times and MVN.com.
- After graduating from the University of Oklahoma with a degree in engineering physics, Fast worked as a semiconductor engineer for 17 years.
- Fast, 52, and his wife, Lori, reside in Kingwood, TX and have four children, Oliver, Zachary, Amelie and Analise.



JASON PARÉ

Assistant General Manager, Research & Development



- Jason Paré is in his eighth season with the Braves organization after joining the team in December of 2017...The Braves are Paré's fifth organization.
- In his role, Paré is responsible for overseeing all aspects of the Braves' research and development department, as well as supporting the day-to-day functions of the baseball operations group.
- In addition, Paré provides President, Baseball Operations Alex Anthopoulos with data-driven recommendations related to professional player acquisitions, the amateur draft, player development, and in-game strategy...He also implements the use of new and existing sources of baseball data to develop information systems, tools, metrics, and processes that aid in baseball operations decision-making procedures.
- Prior to joining the Braves, Paré spent the 2016 and 2017 seasons as senior director of analytics for the Miami Marlins...Previous to that, he worked as an analyst, baseball analytics for the Toronto Blue Jays for two seasons, 2014-15, also under Anthopoulos.
- From 2008 to 2013, Paré spent six seasons with Cleveland...He originally joined the organization as a baseball operations intern before working four seasons as an analyst and assistant in baseball operations.
- Paré, who is a 2010 graduate of the Major League Scouting Bureau's Scout Development Program, began his baseball career with a summer internship with the Oakland Athletics in 2007.
- A native of East Greenwich, R.I., Paré graduated from Yale University in 2007 with a B.A. in cognitive science.
- Paré, 39, resides in Atlanta.

BEN SESTANOVICH

Assistant General Manager, Player Development



- Ben Sestanovich is in his sixth season with the Braves, joining the organization in December of 2019.
- In his role, Sestanovich oversees all aspects of the the Braves' player development department across the minor league system...He also assists President, Baseball Operations Alex Anthopoulos, Assistant GM Jason Paré, and VP of Baseball Development Mike Fast in all areas of baseball operations, including major league roster management and player evaluation.
- Sestanovich spent the previous 10 years with the San Diego Padres, where he finished his tenure serving as the club's director of player development.
- He began his time with the Padres as a baseball operations intern in 2010...He also served four seasons as an advance scout, 2012-15, and three seasons as assistant director of player development, 2016-18.
- Sestanovich was elevated to director of player development prior to the 2019 campaign, a season in which the Padres minor league system was rated as the best in baseball by MLB.com.
- A native of Washington, D.C., Sestanovich graduated with a degree in economics from Harvard University in 2011, where he also pitched on the baseball team.
- Sestanovich, 36, resides in Atlanta with his wife, April, and his daughter, Kate.

PETE PUTILA Assistant General Manager, International Scouting



- Pete Putila enters his first season as the Braves' Assistant General Manager of International Scouting, joining the organization in November 2024. In his current role, Putila leads Atlanta's philosophy and execution in all aspects of international scouting.
- Prior to joining the Braves, Putila spent two seasons with the San Francisco Giants from 2023-24, serving as the club's General Manager; becoming the 10th person to hold the title since the team moved to San Francisco prior to the 1958 season.
- Putila spent the prior 12 seasons with the Houston Astros, most recently as Assistant General Manager, where he was involved with all aspects of baseball operations including a focus on amateur scouting, international scouting, player development and sports medicine & performance. The Astros combined regular season record during his three years as an Assistant GM was 230-154 (.599), the second-best winning percentage of any team in the majors over that span (2020-23). The club won two World Series championships (2017, '22) and four American League pennants (2017, '19, '21-22) during his time in Houston.
- He originally joined the Astros organization in 2011 as a baseball operations intern supporting baseball operations, player development, amateur scouting, and pro scouting. He was hired full-time to the position of baseball operations assistant in September of 2011 where his duties were expanded to include Major League advance scouting support.
- In 2013, he was promoted to baseball operations coordinator where he began working in conjunction with the decision sciences department to integrate research insights, decision-aids, and technology into player development processes across the major and minor league levels. He also traveled with the major League team in 2014 and 2015, conducting advance scouting and replay review. In 2015, he was promoted to assistant director of minor league operations where he assisted in all aspects of major and minor league player development and minor league operations. A year later in 2016, he was promoted to Director of Player Development where he oversaw major and minor league player development while assisting with the integration of scouting research and technology.
- Putila is a graduate of West Virginia University where he received his bachelor's degree in sport management and served as the baseball team's student manager.
- A native of Carmichaels, PA., Putila and his wife, Amethyst, currently reside in Potrero Hill, CA with their German Shorthaired Pointer, Donut.

ADAM SONABEND Vice President, Major League Operations



- Adam Sonabend is in eighth season with the Braves, including his first as vice president, major league operations.
- Prior to his promotion, he spent four seasons as director, baseball operations, a role he was elevated to in January 2021.
- In his position, Sonabend oversees the Braves' major league operations department and supports the day-to-day functions of the baseball operations group.
- He also assists Alex Anthopolous, Jason Paré, Ben Sestanovich, and Mike Fast on matters relating to advance scouting, roster management, transactions, trades, contract extensions, arbitration, player development and free agency.
- Sonabend spent the 2019-20 as a major league operations analyst, after joining the Braves in 2018 as a baseball operations trainee.
- Sonabend previously played three seasons, 2015-17, in the San Francisco Giants organization as a catcher.
- The Arizona native began his collegiate career as a walk-on catcher at Kansas State University...He transferred to Mesa Community College (AZ) for one season, before spending his final two collegiate seasons at Eastern Michigan University.
- He graduated from Eastern Michigan with a bachelor's degree in business management.
- Sonabend, 32, and his wife, Megan, reside in Smyrna, Ga., with their two children.

MICHAEL SCHWARTZE

Vice President, Player Personnel



- Michael Schwartze enters his first season as the Braves' Vice President of Player Personnel, joining the organization in November 2024. In his current role, Schwartze lends his expertise to game planning and roster management.
- Prior to joining the Braves, Schwartze spent seven seasons with the San Francisco Giants organization from 2018-2024 – rising from Analyst to Senior Director, Baseball Analytics. In his role, he provided research and analysis in support of various areas of Baseball Operations, while focusing on supporting the major league team and Player Development staff.
- Schwartze spent four years as an Area Scout for the Cincinnati Reds from 2013-17, while also serving as a Research Analyst at Driveline Baseball, Inc. in the Greater Seattle Area.
- The Tacoma, Wash. native earned a Bachelor of Art's Degree in Economics and Finance from Seattle University, where he also served as the baseball team's student manager.

RONIT SHAH

Vice President, Amateur Scouting



- Ronit Shah is in his sixth season with the Braves...This is his first season as vice president, amateur scouting...He was elevated to his current position in January of 2025... Prior to his recent promotion, he served one season as director, amateur scouting, during the 2024 campaign.
- In his role, Shah oversees all aspects of the organization's amateur scouting department...He manages all of the amateur scouts' assignments.
- Shah also works closely in all other aspects of the amateur scouting department, including player evaluation, contracts, and more.
- Shah joined the team in October 2018 as an analyst in the research and development department.
- Prior to joining the Braves, Shah spent four years with the Houston Astros, all of which came in their scouting department...He began his Astros tenure in 2015, serving as a video coordinator/TrackMan operator.
- The California native spent the next two seasons as a scout... He assisted in evaluating amateur and professional talent in Southern California as a part-time scout in 2016. The next year, he served as an area scout supervisor for the Northwest Region
- In 2018, Shah joined the Astros front office as a scout analyst, a role he held before joining the Braves.
- He has also been a prospect writer for FanGraphs and Baseball Prospectus.
- Shah graduated from the University of California, Riverside with a bachelor's degree in economics.
- Shah, 30, and his girlfriend, Karishma, reside in Southern California.

DIXIE KELLER

Senior Director, Baseball Administration



- Dixie Keller is in her 25th season with the organization, including her fifth as senior director, baseball administration...She is the club's first-ever female director in baseball operations.
- In her role, she works closely with the general manager in all facets of the club's administrative matters relating to the major league team, including player contracts, compliance and transactions...In addition, she oversees the family relations department, supervises the Bill Lucas Fellowship program, and manages the baseball operations financial budgets.
- During her 17 seasons in the scouting department, she focused on player eligibility and event organization for the Major League Baseball Rule 4 Amateur Player Draft and the July 2 International Signing Day.
- Prior to joining the Braves, she worked for the Amateur Athletic Union (AAU) as an event operations manager, organizing the various amateur sporting events held at ESPN's Wide World of Sports Complex in Lake Buena Vista, Fla...Honored for her outstanding service, she was presented the AAU Presidential Award for Leadership in 1998.
- In 2012, she made a cameo appearance in the Clint Eastwood movie "Trouble with the Curve."
- Originally from Montgomery, Ala., she earned her master's degree in sports administration from the United States Sports Academy, and her bachelor's degree in sports management from Arkansas State University.

RON KNIGHT **Director, Minor League Operations**

- The 2025 season is Ron Knight's 17th in the Braves organization, including his fourth as director, minor league operations...He was promoted to the role in January of 2022...Knight was previously the assistant director, minor league operations, which he was promoted to in January of 2019.
- Knight oversees all aspects of minor league operations pertaining to minor league players and player development staff including roster management, operational budgets, travel logistics, housing and international visas.
- Knight joined the Braves in 2009 as a baseball operations trainee...He was promoted to baseball operations assistant in 2011 and manager, minor league administration in 2015.


- A resident and native of Atlanta, Knight graduated from Morehouse College with dual BA degrees in business administration with a concentration in management and spanish...He also earned two masters degrees, in business administration and sports administration, from Ohio University.



TERRY PENDLETON **Special Assistant, Player Development**


- The 2025 season marks Terry Pendleton's 29th in the Atlanta Braves organization, including his seventh as special assistant.
- Since retiring from a 15-year major-league career, Pendleton served 16 seasons on the Braves coaching staff, 2002-17...He was the bench coach for the final two seasons, moving into that role in May of 2016, when Brian Snitker was named manager.
- Pendleton was also the club's first base coach for five-plus seasons, 2011-16...He began his tenure on the Braves staff in 2002 as the hitting coach, a position he held for nine seasons.
- During his playing career, Pendleton was the 1991 N.L. MVP, the 1992 runner-up in that award, an All-Star and a three-time Gold Glove winner...He won the N.L. batting title in 1991 after hitting .319 with a league-best 303 total bases...He was also the Comeback Player of the Year that season.
- The switch-hitter played five seasons with Atlanta, 1991-94 and 1996, batting .287 with 71 home runs and 322 RBI in 593 games.

- Pendleton began his major-league career with the St. Louis Cardinals, where he spent his first seven seasons...He also played for Florida (1995-96), Cincinnati (1997) and Kansas City (1998).
- He was inducted into the Braves Hall of Fame on January 18, 2019.
- Pendleton played collegiate baseball at Oxnard Community College (CA) and Fresno State University... He was selected by the Cardinals in the seventh round of the 1982 June draft after an All-America campaign with the Bulldogs.
- He was also inducted into the California Community College Athletic Association Hall of Fame in March of 2016.
- Pendleton, 64, and his wife, Catherine, reside in Snellville, Ga....The couple has three children, Stephanie, Terry and Trinity.





BRIAN SNITKER & STAFF



BRIAN SNITKER

43

MANAGER

Full Name: **Brian Gerald Snitker**
Height: **6-1** Weight: **190**
DOB: **October 17, 1955** Opening Day Age: **69**
Born: **Decatur, IL** Resides: **Marietta, GA**
Seasons as Braves Manager: **10th**
Seasons as a Major League Manager: **10th**

- **Awards:** BBWAA N.L. Manager of the Year (2018), *Sporting News* N.L. Manager of the Year (2x, 2018-19), *Baseball America* Manager of the Year (2020), World Series champion (2021).
- On January 27, 2023, signed a contract extension through the 2025 season.
- Enters his 49th season in the Braves organization, and 10th (ninth full season) as the major-league manager...Originally joined the organization in 1977, signing as a non-drafted free agent.
- Named interim manager on 5/17/16, taking over for Fredi Gonzalez...Was formally announced as the manager on 10/11/16.
 - Began the 2016 season as Triple-A Gwinnett's manager...After being named the interim skipper, joined the Braves in Pittsburgh for his first game, on 5/17...Earned his first win the next day against the Pirates, on 5/18, a 3-1 victory.
- Led Atlanta to six consecutive National League East division titles from 2018-23...Hall-of-Famer Bobby Cox is the only Braves skipper with a longer such streak, leading the team to 14 straight division titles from 1991 to 2005 (excl. 1994).
 - He's the first manager in franchise history to lead the team to the postseason seven times in his first eight full seasons (2018-Present).
- Since taking over for Atlanta on May 17, 2016, his 735 wins rank second among active managers to Los Angeles' (NL) Dave Roberts (831)...Over that span, Los Angeles-NL (831), Houston (788), New York-AL (762) and Cleveland (737) are the only clubs with more victories.
- In 2024, he led the Braves to an 89-73 (.549) record earning a Wild Card berth – the 30th postseason appearance in the club's Modern Era (since 1900) and seventh straight, dating to 2018.
 - Skipped the 1,236th game of his managerial career, June 29 vs. Pittsburgh, surpassing Hall-of-Famer Bill McKenchie (1,235) for the third-most games managed in franchise history...Snitker's 1,317 games at the helm trail Cox (3,860) and Hall-of-Famer Frank Selee (1,677).
 - Earned the 700th win of his managerial career, July 20 (G1) vs. St. Louis...His 735 managerial wins rank third in franchise history, trailing Cox (2,149) and Selee (1,004)...Among skippers to manage at least 500 games with the club, Snitker's .558 winning percentage ranks third.
 - Was ejected once during the 2024 season, August 7 vs. Milwaukee, by home plate umpire Brian Walsh (balls and strikes)...Marked the lone ejection by any member of the club during the 2024 season, and 20th of Snitker's managerial career; tied for 10th-most among active managers.
 - Went 15-for-26 (57.5%) in replay challenges during the 2024 season; the highest successful rate of his managerial career...His previous high of 56.8% (21-for-37), was established during the 2022 season.
- In 2023, he led the Braves to a 104-58 (.642) record and the 23rd division title in franchise history...The club sat in first place in the division every day beyond April 2.
 - The 104 regular-season victories matched the 1993 club for the second-most within a single-season in club history, bested only by the 1998 team (106)...Paired with 2022 (101 wins), Atlanta has won 100 games in consecutive seasons for the first time since 2002 (101) and 2003 (101).

✎ Named a finalist for the 2023 National League Manager of the Year, placing third...Received eight first-place votes, two second-place, and two third-place... Finished behind Miami's Skip Schumaker and Milwaukee's Craig Counsell.

✎ Sent a franchise-record eight players to the 2023 National League All-Star team, with OF Ronald Acuña Jr., SS Orlando Arcia and C Sean Murphy voted as starters and 2B Ozzie Albies, RHP Bryce Elder, 1B Matt Olson, 3B Austin Riley and RHP Spencer Strider named as reserves... Since the inception of the All-Star Game in 1933, the eight selections matched National League record, last done by Chicago in 2008.

- In 2021, he led Atlanta to its fourth World Series title after capturing the Braves' fourth consecutive National League East crown.

✎ Following the World Series victory, Atlanta exercised Snitker's option for 2024.

- In 2018, he guided the Braves to 90 wins and the N.L. East title, an 18-win improvement from the previous season...Voted by the BBWAA as the National League Manager of the Year...Finished with 17-of-30 first-place votes and 116 points, 17 more than Milwaukee's Craig Counsell...Prior to Snitker, Cox (1991, 2004-05) was the only other Braves manager to win the award.

✎ Named *Sporting News*' N.L. Manager of the Year in consecutive seasons, 2018-19...Became the fifth manager in history to win in back-to-back seasons...The award has been given out annually since 1936.

- Had three other stints on the major-league staff... Was the third base coach for seven seasons, from 2007-13, under Bobby Cox and Fredi Gonzalez... Also had two separate stints as the bullpen coach, first in 1985 and then from 1988-90.
- Served 20 seasons as a minor-league manager, compiling an overall record of 1,301-1,309 (.498)...Managed at all levels of the system.

✎ Won two league titles, with High-A Myrtle Beach in 1999 & 2000...Named Manager of the Year both seasons.

- Also served as a coach in the Braves farm system for three seasons, from 1993-94 with Danville and in 1995 with Durham.

✎ Began his coaching career as a roving instructor in 1981...He was originally hired by Hank Aaron.

- As a player, was a catcher and appeared in four seasons (1977-80) and 236 games in the minors.
- Graduated from Macon (IL) High School and played baseball at the University of New Orleans.
- Snitker and his wife, Veronica, reside in Marietta, Ga....They have two children, Erin and Troy, and three grandchildren...Troy currently serves as one of two hitting coaches for the Houston Astros.



COMPLETE RECORD

Year	Club	AVG	G	AB	R	H	2B	3B	HR	RBI	SH	SF	HP	BB	SO	SB-CS	OBP	SLG	E
1977	Kingsport	.270	55	163	28	44	7	1	8	33	6	3	2	19	33	8-4	.348	.472	7
1978	Richmond	.333	6	12	1	4	0	0	0	3	0	0	0	1	4	0-0	.385	.333	0
	Savannah	.236	15	55	3	13	1	0	1	3	1	0	0	6	9	0-0	.311	.309	4
	Greenwood	.286	50	168	32	48	9	0	5	32	0	4	2	22	38	1-0	.367	.429	5
	Kinston	.222	14	45	1	10	2	0	0	2	0	0	1	3	14	0-0	.286	.267	7
1979	Savannah	.255	75	259	26	66	10	1	8	30	2	0	0	12	50	1-1	.288	.394	1
1980	Savannah	.162	18	68	5	11	2	0	1	6	0	1	2	4	11	0-0	.227	.235	14
	Durham	.200	3	10	0	2	0	1	0	3	0	0	1	0	0	0-0	.273	.400	1
Minor Totals		.254	236	780	96	198	31	3	23	112	9	8	8	67	159	10-5	.316	.390	42

MANAGERIAL RECORD

Year	Club / League	W-L	Overall		Vs. Division		Extra Innings	
			Pct.	Pos.	W-L	Pct.	W-L	Pct
1982	Atlanta/Anderson (A)	72-70	.507	3rd	---	---	---	---
1983	Atlanta/Durham (A)	59-78	.431	3rd	---	---	---	---
1984	Atlanta/Durham (A)	68-72	.486	3rd	---	---	---	---
1986	Atlanta/Sumter (A)	77-60	.562	2nd	---	---	---	---
1987	Atlanta/Durham (A)	65-75	.464	4th	---	---	---	---
1992	Atlanta/Macon (A)	58-81	.417	6th	---	---	---	---
1996	Atlanta/Danville (R)	37-29	.561	2nd	---	---	---	---
1997	Atlanta/Macon (A)	80-60	.571	1st	---	---	---	---
1998	Atlanta/Macon (A)	69-72	.489	1st	---	---	---	---
1999	Atlanta/Myrtle Beach (A+)	79-60	.568	2nd	---	---	---	---
2000	Atlanta/Myrtle Beach (A+)	88-52	.629	1st	---	---	---	---
2001	Atlanta/Myrtle Beach (A+)	71-67	.514	2nd	---	---	---	---
2002	Atlanta/Greenville (AA)	65-69	.485	3rd	---	---	---	---
2003	Atlanta/Greenville (AA)	68-70	.493	3rd	---	---	---	---
2004	Atlanta/Greenville (AA)	63-76	.453	5th	---	---	---	---
2005	Atlanta/Mississippi (AA)	64-68	.485	3rd/4th	---	---	---	---
2006	Atlanta/Richmond (AAA)	57-86	.399	4th	---	---	---	---
2014	Atlanta/Gwinnett (AAA)	65-77	.458	2nd	---	---	---	---
2015	Atlanta/Gwinnett (AAA)	77-67	.535	2nd	---	---	---	---
2016	Atlanta/Gwinnett (AAA)*	19-20	.487	---	---	---	---	---
	Atlanta/National (MLB)*	59-65	.476	5th	31-26	.544	9-5	.643
2017	Atlanta/National (MLB)	72-90	.444	3rd	33-43	.434	6-8	.429
2018	Atlanta/National (MLB)	90-72	.556	1st	49-27	.645	6-8	.429
2019	Atlanta/National (MLB)	97-65	.599	1st	46-30	.605	11-6	.647
2020	Atlanta/National (MLB)	35-25	.583	1st	24-16	.600	2-3	.400
2021	Atlanta/National (MLB)^	88-70	.547	1st	45-31	.592	5-9	.357
2022	Atlanta/National (MLB)	101-61	.623	1st	48-28	.632	6-7	.462
2023	Atlanta/National (MLB)	104-58	.642	1st	35-17	.673	8-3	.727
2024	Atlanta/National (MLB)	89-73	.549	2nd	28-24	.538	12-5	.706
Minor Totals		1,301-1,309	.498		---	---	---	---
Major Totals		735-582	.558		339-242	.583	65-54	.546

*Began managing Atlanta on May 17...Gwinnett was in 2nd place when he left

^Won World Series



ERICK ABREU

85

BULLPEN COACH

Full Name: **Erick A. Abreu**

Height: **6-1**

Weight: **170**

DOB: **August 9, 1983**

Opening Day Age: **41**

Born: **Santo Domingo, DR**

Resides: **Wellington, FL**

Seasons on the Braves Coaching Staff: **2nd**

Seasons on a Major League Coaching Staff: **2nd**

- The 2025 season marks Erick Abreu's second on the Braves coaching staff...This is his only experience on a major-league staff...He oversees the club's bullpen...Named to role on 12/11/23
- During the 2024 season, Atlanta's 3.32 bullpen ERA ranked third in the majors, behind Cleveland (2.57) and Milwaukee (3.11)...Over the last 10 seasons, it's the second-lowest mark by Atlanta's 'pen, shy of the 2022 club (3.03).
 - ▲ Braves relievers combined to walk 172 batters; fewest in the majors, next closest: Seattle (184)...For Atlanta, it's the fewest issued by its bullpen since 2013 (155).
- Prior to Atlanta, Abreu spent 10 seasons with the Houston Astros organization including three as the pitching coach for the organization's Triple-A affiliate in Sugar Land (2021-2023).
 - ▲ During the 2022 campaign, Abreu led the Space Cowboys to the second lowest ERA in the Pacific Coast League and in 2021, Sugar Land posted the lowest team ERA in Triple-A West and the seventh-lowest ERA of all Triple A teams.
- He previously worked as a pitching coach for Class A Quad Cities (2019-20), Short-Season Tri-City (2018), Rookie League Greeneville (2017), the GCL Astros (2016) and the DSL Astros (2014-15).
- Abreu pitched nine years in the minors, originally in the Yankees system before spending his final five seasons with the Astros – reaching the Triple-A level...A native of Santo Domingo, Dominican Republic, he compiled a 40-31 record and a 3.77 ERA (269 ER/642.1 IP) over 217 affiliated games (72 starts)...Abreu also appeared in the Mexican League, Mexican Pacific Winter League and Dominican Winter League
 - ▲ He is the Astros' Double-A affiliate, Corpus Christi Hooks, all-time leader in wins (23), strikeouts (304) and appearances (128)...While with Corpus Christi, was twice named the Texas League Pitcher of the Week (8/23/2010 and 8/22/2011).

COMPLETE RECORD

Year	Club	W-L	ERA	G	GS	CG	SHO	SV	IP	H	R	ER	HR	HB	BB	SO	WP	BK
2003	GCL Yankees	0-0	3.00	2	1	0	0	0	6	4	2	2	0	0	2	9	0	0
2004	GCL Yankees	1-0	1.46	6	0	0	0	2	12.1	6	2	2	0	1	2	14	0	0
2006	Charleston	6-2	1.88	16	13	0	0	1	86	65	21	18	8	4	31	79	1	0
2007	Tampa	0-2	7.63	8	2	0	0	0	15.1	24	14	13	3	2	3	12	3	0
2008	Salem	7-6	3.98	35	19	0	0	1	131	141	64	58	12	7	33	92	7	0
2009	Round Rock	2-2	7.90	6	5	0	0	0	27.1	36	24	24	7	0	14	14	0	0
	Corpus Christy	3-0	2.06	27	1	0	0	0	48	44	12	11	4	1	11	47	1	0
	Lancaster	1-1	2.77	8	0	0	0	3	13	16	4	4	0	0	5	13	1	0
2010	Round Rock	0-1	2.77	5	1	0	0	0	13	15	6	4	1	0	3	11	1	0
	Corpus Christy	4-5	3.34	31	9	0	0	0	86.1	80	35	32	11	3	21	77	1	0
2011	Oklahoma City	0-0	14.54	4	0	0	0	0	4.1	7	7	7	1	0	4	3	0	0
	Corpus Christy	6-8	4.29	33	18	0	0	0	123.2	124	64	59	21	3	27	111	5	0
2012	Corpus Christy	10-4	4.14	36	3	0	0	2	76	68	40	35	13	3	25	67	4	2
Minor Totals		40-31	3.77	217	72	0	0	9	642.1	630	295	269	81	24	181	549	24	2



**TOM
GOODWIN**

88

FIRST BASE/OUTFIELD COACH

Full Name: **Thomas Jones Goodwin**

Height: **6-1**

Weight: **165**

DOB: July 27, 1968

Opening Day Age: **56**

Born: **Fresno, CA**

Resides: **Corinth, TX**

Seasons on the Braves Coaching Staff: **2nd**

Seasons on a Major League Coaching Staff: **12th**

- The 2025 season marks Tom Goodwin's second on the Braves coaching staff and his 12th on a major league staff...He serves as the club's first base coach, while overseeing its outfield instruction...Named to role on 12/11/23.
- Prior to joining the big league coaching staff, Goodwin spent two seasons (2022-23) as a roving instructor with Atlanta's minor league affiliates...He has two previous stints as a major league first base coach, serving in the role for the Boston Red Sox from 2018-21 and with the New York Mets from 2012-17...He won a World Series title with Boston in 2018 and helped Alex Cora lead the American League to a 4-3 win over the National League in the 90th MLB All-Star Game in 2019 at Cleveland's Progressive Field.
 - Under Goodwin's instruction, Mets' CF Juan Lagares earned the Rawlings Gold Glove Award in 2014...With Boston, CF Jackie Bradley Jr. won in 2018 and RF Mookie Betts won, twice, in 2018-19... Each of the Red Sox three primary outfielders were Gold Glove finalist in both 2018 and 2019 (Betts, Andrew Benintendi, Bradley).
 - With New York (NL), he was also responsible for the club's outfield and baserunning instruction...In those six seasons, Mets baserunners were caught 173 times; fewest in the National League... The club ranked third in the National League with 177 outfield assists.
- Prior to joining Boston's major league staff, he spent four seasons in the minor league system as outfield and baserunning coordinator (2009-11) and as a coach for Short-A Lowell (2008)...In 2016, he managed Scottsdale in the Arizona Fall League – a team that included MLB All-Star Gleyber Torres and former Heisman Trophy winner Tim Tebow.
- Made his coaching debut in 2007 with Lewisville in the independent Continental Baseball League.
- The Fresno, CA, native was selected in the first round (22nd overall) by the Los Angeles Dodgers in the 1989 First-Year Player Draft from Fresno State University...Was also selected in the sixth round by the Pittsburgh Pirates in the 1986 First-Year Player Draft from Central HS (Fresno, CA), but did not sign.
- Played in 1,288 major league games (1,092 in the outfield) over a 14-year career with six different clubs, from 1991-2004...Led the majors with 298 stolen bases between 1995-2000...Recorded four seasons with at least 50 stolen bases: 50 in 1995 with Kansas City, 66 in 1996 with Kansas City, 50 in 1997 with Kansas City/Texas and 55 in 2000 with Colorado/Los Angeles (NL)...Reached the 2002 World Series with the San Francisco Giants (0-for-4)...Also reached the ALDS with the Texas Rangers in 1998 and 1999 and the NLCS with the Chicago Cubs in 2003...Finished his playing career by playing 88 games for the Atlantic City Surf of the independent Atlantic League in 2005.
 - As a minor leaguer, he was a Pioneer League All-Star (1989)...Baseball America Class-A Short Season All-Star (1989)...Texas League All-Star (1990).
 - While attending Fresno State, he was the youngest player on the Team USA baseball team that won a gold medal at the 1988 Seoul Olympics...Won a silver medal with the Team USA baseball team at the 1988 Baseball World Cup in Rome, Italy.
- Nickname is Goody...Was a two-time All-American at Fresno State University...Graduated from Central High School in Fresno, CA...Has a son named Satchel.

COMPLETE RECORD

Year	Club	AVG	G	AB	R	H	2B	3B	HR	RBI	SH	SF	HP	BB	SO	SB	CS	E
1989	Great Falls	.308	63	240	55	74	12	3	2	33	1	2	2	28	30	60	8	1
1990	San Antonio	.278	102	428	76	119	15	4	0	28	8	3	1	38	72	60	11	3
	Bakersfield	.291	32	134	24	39	6	2	0	13	1	0	0	11	22	22	4	0
1991	Albuquerque	.273	132	509	84	139	19	4	1	45	10	3	2	59	83	48	23	3
	Los Angeles (NL)	.143	16	7	3	1	0	0	0	0	0	0	0	0	0	1	1	0
1992	Albuquerque	.301	82	319	48	96	10	4	2	28	6	3	1	37	47	27	10	1
	Los Angeles (NL)	.233	57	73	15	17	1	1	0	3	0	0	0	6	10	7	3	0
1993	Albuquerque	.260	85	289	48	75	5	5	1	28	5	4	2	30	51	21	6	2
	Los Angeles (NL)	.294	30	17	6	5	1	0	0	1	0	0	0	1	4	1	2	0
1994	Omaha	.308	113	429	67	132	17	7	2	34	5	3	4	23	60	50	20	2
	Kansas City	.000	2	2	0	0	0	0	0	0	0	0	0	0	1	0	0	0
1995	Kansas City	.288	133	480	72	138	16	3	4	28	14	0	5	38	72	50	18	3
1996	Kansas City	.282	143	524	80	148	14	4	1	35	21	1	2	39	79	66	22	5
1997	Kansas City	.273	97	367	51	100	13	4	2	22	11	1	2	19	51	34	10	1
	Texas	.237	53	207	39	49	13	2	0	17	0	2	1	25	37	16	6	2
1998	Texas	.290	154	520	102	151	13	3	2	33	10	3	2	73	90	38	20	3
1999	Port Charlotte	.364	3	11	2	4	1	0	0	0	0	0	0	1	4	0	0	0
	Texas	.259	109	405	63	105	12	6	3	33	7	3	0	40	61	39	11	3
2000	Colorado	.271	91	317	65	86	8	8	5	47	5	4	1	50	76	39	7	3
	Los Angeles (NL)	.251	56	211	29	53	3	1	1	11	0	0	0	18	41	16	3	0
2001	Wilmington	.400	2	5	2	2	0	1	0	1	0	1	0	1	0	0	0	0
	Los Angeles (NL)	.231	105	286	51	66	8	5	4	22	1	2	0	23	58	22	8	1
2002	Fresno	.226	17	62	11	14	3	1	0	7	1	0	0	8	8	3	2	0
	San Francisco	.260	78	154	23	40	5	2	1	17	3	0	0	14	25	16	2	1
2003	Chicago (NL)	.287	87	171	26	49	10	0	1	12	1	1	0	11	33	19	5	0
2004	Chicago (NL)	.200	77	105	11	21	8	0	0	3	0	1	0	8	22	5	0	0
2005	Atlantic City	.265	88	328	55	87	11	5	5	38	7	2	1	45	46	23	4	2
Minor Totals		.286	631	2426	417	694	88	31	8	217	37	19	12	236	377	291	84	12
A.L. Totals		.276	691	2,505	407	691	81	22	12	168	63	10	12	234	391	242	87	17
N.L. Totals		.252	597	1341	229	338	44	17	12	116	10	8	1	131	269	126	31	5
Major Totals		.268	1288	3846	636	1029	125	39	24	284	73	18	13	365	660	369	118	22

DIVISIONAL SERIES RECORD

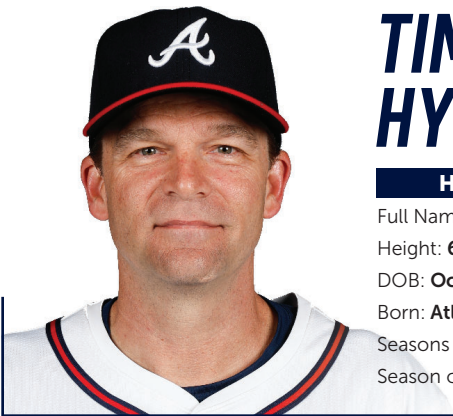
Year	Club, Opp.	AVG	G	AB	R	H	2B	3B	HR	RBI	SH	SF	HP	BB	SO	SB	CS	E
1998	Tex vs. NYY	.250	2	4	0	1	0	0	0	0	1	0	0	0	1	0	0	0
1999	Tex vs. NYY	.143	3	7	0	1	0	0	0	0	0	0	0	0	1	0	0	0
2002	SF vs. Atl	.000	2	2	0	0	0	0	0	0	0	0	0	0	2	0	0	0
2003	Chc vs. Atl	1.000	2	1	0	1	1	0	0	2	0	1	0	0	0	0	0	0
D.S. Totals		.214	9	14	0	3	1	0	0	2	1	1	0	0	4	0	0	0

LEAGUE CHAMPIONSHIP SERIES RECORD

Year	Club, Opp.	AVG	G	AB	R	H	2B	3B	HR	RBI	SH	SF	HP	BB	SO	SB	CS	E
2002	SF vs. Stl	.000	2	3	0	0	0	0	0	0	0	0	0	0	2	0	0	0
2003	Chc vs. Fla	.250	5	4	1	1	0	1	0	0	0	0	0	0	3	0	0	0
L.C.S. Totals		.143	7	7	1	1	0	1	0	0	0	0	0	0	5	0	0	0

WORLD SERIES RECORD

Year	Club, Opp.	AVG	G	AB	R	H	2B	3B	HR	RBI	SH	SF	HP	BB	SO	SB	CS	E
2002	SF vs. Ana	.000	5	4	0	0	0	0	0	0	0	0	0	1	2	1	0	0
W.S. Totals		.000	5	4	0	0	0	0	0	0	0	0	0	1	2	1	0	0



TIM HYERS

80

HITTING COACH

Full Name: **Timothy James Hyers**

Height: **6-1**

Weight: **185**

DOB: **October 3, 1971**

Opening Day Age: **53**

Born: **Atlanta, GA**

Resides: **Loganville, GA**

Seasons on the Braves Coaching Staff: **1st**

Season on a Major League Coaching Staff: **10th**

- The 2025 season marks Tim Hyers first on the Braves coaching staff and his 10th on a major league staff...He was named as the club's hitting coach on October 24, 2024.
- Hyers spent the previous three seasons at the hitting coach for the Texas Rangers...Prior to Texas, he spent four seasons in the same role with the Boston Red Sox (2018-21) and two seasons as an assistant hitting coach with the Los Angeles Dodgers (2016-17).
 - He won World Series titles with Boston in 2018 and Texas in 2023...Helped Alex Cora lead the American League to a 4-3 win over the National League in the 90th MLB All-Star Game in 2019 at Cleveland's Progressive Field...Did the same with Bruce Bochy en route to a 5-3 American League victory in the 94th MLB All-Star Game in 2024 at Texas' Globe Life Field.
 - The 2023 Rangers led the American League in runs scored (881) and OPS (.790), becoming the first club in franchise history to lead the circuit in all four slash categories (AVG/ OBP/SLG/OPS)...Also, led the A.L. in walks (599), hits (1,470), and extra-base hits (577); becoming the first club to lead the A.L. outright in walks and hits since the 2005 Red Sox.
 - Over Hyers' four-year tenure as Boston's hitting coach (2018-21), the Red Sox offense led MLB in runs (2,898), total bases (8632), extra-base hits (1989), batting average (.266), slugging percentage (.455), and OPS (.790)...The club also established its single-season home run record in 2019 (245).
 - Spent the 2018-21 seasons on the same Red Sox coaching staff as Atlanta's first base coach Tom Goodwin.
 - Under Hyers' instruction, eight players have won the Silver Slugger Award: Xander Bogaerts (2019 and 2021, SS), Rafael Devers (2021, 3B), Mookie Betts (2018-19, OF), J.D. Martinez (2018, OF and DH), Nathaniel Lowe (2022, 1B), Marcus Semien (2023, 2B), Corey Seager (2016-17, '23, SS) and Josh Smith (2024, UT)...Texas won the inaugural American League Team Silver Slugger Award in 2023.
 - Before joining the major league coaching ranks, had several different roles in Red Sox organization as an area scout (covering Georgia, 2009-12) and minor league hitting coordinator (2013-15), as well as spending bulk of 2014 as club's big league interim hitting coach after Greg Colbrunn took a medical leave of absence.
 - As Boston's minor league hitting coordinator from 2013-15, Boston's minor league prospects included Bogaerts, Andrew Benintendi, and Devers.
 - Made his coaching debut as a hitting coach with Single-A West Michigan in the Tigers' minor league system in 2002.
 - From 2003-08, trained hitters in the Atlanta area and opened his own facility.

- The Atlanta, GA native was selected in the second round by the Toronto Blue Jays in the 1990 June Amateur Draft from Newton High School (Covington, GA).
 - ⚡ Played 10 professional seasons in the Toronto (1990- 93), San Diego (1994-95), Detroit (1996-97), Arizona (1998) and Florida (1998-99) organizations... Appeared in 133 major league games for the Padres (1994-95), Tigers (1996), and Marlins (1999).
 - ⚡ Made his MLB debut, April 4, 1994 vs. Atlanta, as a member of the Padres, entering as a pinch-hitter eighth inning against future Hall-of-Famer Greg Maddux (fielder's choice)...Collected his first MLB hit, April 6, 1994 vs. Atlanta at Jack Murphy Stadium, a pinch-hit single in the eighth inning, off RHP Milt Hill).
 - ⚡ Collected a career-high four hits – including his lone two major league home runs solo (RHP Bobby Witt) and two-run (RHP Esteban Yan) in the same game, June 6, 1999 at Tampa Bay, as a member of the Marlins
- Graduated from Newton High School in Covington, GA...Tim and his wife Kristin have 3 children: Zach, Ashley, and Joseph.

COMPLETE RECORD

Year	Club	AVG	G	AB	R	H	2B	3B	HR	RBI	SH	SF	HP	BB	SO	SB	CS	E
1990	Medicine Hat	.219	61	224	29	49	7	2	2	19	1	2	0	29	22	4	1	11
1991	Myrtle Beach	.204	132	398	31	81	8	0	3	37	4	3	2	27	52	6	4	14
1992	Dunedin	.246	124	464	54	114	24	3	8	59	2	5	3	41	54	2	1	9
1993	Knoxville	.306	140	487	72	149	26	3	3	61	5	2	2	53	51	12	3	5
1994	Las Vegas	.255	14	47	4	12	1	0	1	5	0	0	0	4	4	0	0	0
	San Diego	.254	52	118	13	30	3	0	0	7	2	0	0	9	15	3	0	4
1995	Las Vegas	.290	82	259	46	75	12	1	1	23	2	1	1	24	33	0	3	3
	San Diego	.000	6	5	0	0	0	0	0	0	0	0	0	0	1	0	0	0
1996	Toledo	.259	117	437	55	113	17	6	7	59	1	5	3	40	57	7	1	5
	Detroit	.077	17	26	1	2	1	0	0	0	0	0	0	4	5	0	0	0
1997	Toledo	.274	121	424	61	116	22	3	12	55	4	3	1	41	65	1	2	11
1998	Tucson	.222	19	27	7	6	1	0	1	5	0	0	0	5	5	1	0	0
	Charlotte	.280	85	300	50	84	22	2	7	52	0	2	1	27	41	0	3	2
1999	Calgary	.268	51	179	25	48	12	0	4	20	0	1	0	14	22	1	1	1
	Florida	.222	58	81	8	18	4	1	2	12	0	1	0	14	11	0	0	0
Minor Totals		.261	946	3,246	434	847	152	20	49	395	19	24	13	305	406	34	19	55
A.L. Totals		.077	17	26	1	2	1	0	0	0	0	0	0	4	5	0	0	0
N.L. Totals		.235	116	204	21	48	7	1	2	19	2	1	0	23	27	3	0	4
Major Totals		.217	133	230	22	50	8	1	2	19	2	1	0	27	32	3	0	4



RICK KRANITZ

39

PITCHING COACH

Full Name: **Richard Alan Kranitz**
Height: **5-11** Weight: **175**
DOB: **September 15, 1958** Opening Day Age: **66**
Born: **San Rafael, CA** Resides: **Scottsdale, AZ**
Seasons on the Braves Coaching Staff: **7th**
Seasons on a Major League Coaching Staff: **25th**

- The 2025 season marks Rick Kranitz's seventh on the Braves coaching staff and his 25th on a major league staff...He serves as the club's pitching coach...Named to role on 12/6/18.
 - ✓ In his first six seasons with the Braves, the staff has posted a 3.87 ERA – one of eight clubs with a sub-4.00 ERA... Over that same span, Atlanta starters have recorded 361 quality starts; tied for third-most in the majors, and first in the National League, along with Philadelphia... The staff's yielded 1.10 home runs per nine innings; the third-lowest rate in the majors.
 - ✓ Under his guidance, Atlanta established its single-season franchise strikeout record (1,554 in 2022), while also claiming each of the top-six totals: 1,553 in 2024 (2nd), 1,516 in 2023 (3rd), 1,423 in 2018 (4th), 1,417 in 2021 (5th) and 1,393 in 2019 (6th).
 - ✓ Atlanta's pitching staff has fanned more than 1,500 batters in three consecutive seasons (2022-Present); tied for the second-longest streak in the Modern-Era (since 1900)...Los Angeles (NL) is the only club with a longer such streak (2016-19).
- In 2024, Atlanta's starters tossed a National League-best 904.1 innings...Overall, the club paced the majors in ERA (3.49) and strikeouts (1,553).
 - ✓ The Braves pitching staff threw a major league-best 17 shutouts during the 2024 season...In the Atlanta-era (since 1966), it's the sixth time the club has tossed as many shutouts within a season, also: 1992 (24), 1998 (23), 1974 (21), 2021 (18), 1997 (17).
- In his first season as a member of the Braves, left-hander Chris Sale went 18-3, with a 2.38 ERA (47 ER/177.2 IP) and 225 strikeouts over 29 starts...The 15-year veteran became the first pitcher in franchise history to win the Triple Crown and first National Leaguer since Los Angeles' Clayton Kershaw (2011).
- ✓ Sale received 26 of 30 first-place votes in the National League Cy Young balloting, becoming the fifth Cy Young Award recipient, eighth instance, in franchise history, joining Hall-of-Famers Greg Maddux, three times (1993-95), Tom Glavine, twice (1991, '98), Warren Spahn (1957) and John Smoltz (1996).
- ✓ It marked the third consecutive season an Atlanta pitcher has finished top-four in the Cy Young Award voting, as right-hander Spencer Strider placed fourth in 2023 and left-hander Max Fried finished runner-up to Miami's Sandy Alcántara in 2022.
- In 2023, Atlanta's pitching staff induced a major league-high 3,313 swings and misses from opponents – doing so at the highest rate of any club at 28.7%...Atlanta paced the National League in strikeouts (1,516) and strikeouts per nine innings (9.5)...The only clubs to record more punchouts were Minnesota (1,560) and Toronto (1,528).
- ✓ Braves' starters registered a major league-best 66-36 (.647) win-loss record, marking the first time Atlanta's rotation led the majors in wins since 2000 (76)... Atlanta used 16 different starting pitchers – combining to strike out 874 batters, establishing a single-season franchise record...The unit covered 850.2 innings; fifth-most among National League clubs.

Atlanta's bullpen also racked up strikeouts at a historic rate...The pen's 642 strikeouts were the most by relievers, within a single season, in franchise history...The Braves' bullpen has fanned at least 600 batters for the second consecutive season – the only such campaigns in MLB history.

In his first full season as a starter, right-hander Spencer Strider went 20-5, becoming the second Atlanta pitcher in as many seasons to reach the 20-win threshold, joining Kyle Wright (21-5) in 2022.

Strider fanned a modern-era franchise-record 281 batters, passing Hall-of-Famer John Smoltz's mark of 276 set in 1996... Strider's 281 strikeouts were 44 more than any other pitcher in baseball...In doing so, he joined Smoltz (1996) as the only Atlanta-era (since 1966) hurlers to lead the majors in strikeouts...His 11 double-digit strikeout games fell one short of matching Smoltz's franchise record, set in 1996...Strider finished fourth in National League Cy Young Award voting, receiving six second-place votes and nine third-place votes

- Coached on the 2021 Atlanta team that won the World Series in six games over Houston.
- Has also served as a pitching coach with the Philadelphia Phillies (2018), Milwaukee Brewers (2011-15), Baltimore Orioles (2008-10) and Florida Marlins (2006-07).

Named Major League Coach of the Year by *Baseball America* in 2006.

- Before his one year as the Phillies pitching coach, was the club's bullpen coach in 2016 and assistant pitching coach in 2017.
- Spent 22 years (1984-2005) with the Cubs as a coach at both the major and minor league levels.

Had stints as the major-league assistant pitching coach (1996-98, 2000-01) and bullpen coach (2002).

- Originally drafted in 1977 by St. Louis (January) and Los Angeles-NL (June), but opted to remain in college...Drafted again in the fourth round by Milwaukee in 1979.

Pitched five seasons (1979-83) in the Brewers' farm system and two seasons (1984-85) in the Cubs' minor-league system.

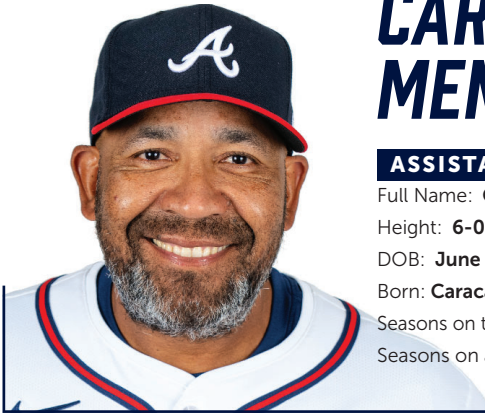
- A graduate of Apollo (AZ) High School, attended Yavapai Junior College (AZ) and was a member of the school's 1977 National Championship team...Also attended Oklahoma State University for two years.
- Kranitz and his wife, Kelly, have four children... The couple has three daughters, Paige, Christin and Allie, and one son, Matthew.

COMPLETE RECORD

Year	Club	W-L	ERA	G	GS	CG	SHO	SV	IP	H	R	ER	HR	HB	BB	SO	WP	BK
1979	Burlington	4-9	3.24	13	13	8	0	0	100.0	111	50	36	6	2	41	95	9	1
1980	Holyoke	13-7	3.64	25	24	6	1	1	168.0	139	81	68	7	8	105	78	9	2
1981	El Paso	2-7	6.21	14	10	1	1	0	58.0	62	54	40	9	4	56	53	7	0
	Stockton	6-4	3.30	11	11	7	2	0	79.0	59	40	29	6	4	39	88	4	0
1982	Vancouver	4-5	5.13	35	5	1	1	2	108.2	95	64	62	10	10	89	85	7	0
1983	Vancouver	1-3	5.29	7	4	0	0	0	32.1	35	22	19	5	2	29	24	2	0
	El Paso	4-2	2.57	6	6	3	0	0	42.0	39	22	12	4	3	17	41	0	0
	Stockton	3-1	2.22	6	6	2	2	0	44.2	30	16	11	2	0	21	44	2	0
1984	Pikeville	0-0	13.50	1	0	0	0	0	2.0	3	3	3	1	0	1	2	0	0
1985	Winston-Salem	0-1	9.00	1	0	0	0	0	1.0	2	1	1	0	0	2	2	1	0
Minor Totals		37-39	3.98	119	79	28	7	3	635.2	575	353	281	50	33	400	512	41	3

MANAGERIAL RECORD

Year	Club / League	W-L	Pct.	Overall Pos.
2003	Daytona/Florida State	66-71	.482	2nd



CARLOS MENDEZ

83

ASSISTANT HITTING COACH

Full Name: **Carlos Alberto Méndez**

Height: **6-0**

Weight: **210**

DOB: **June 18, 1974**

Opening Day Age: **50**

Born: **Caracas, Venezuela**

Resides: **Wilmington, DE**

Seasons on the Braves Coaching Staff: **1st**

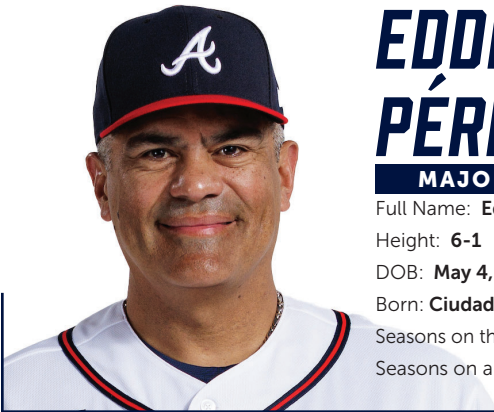
Seasons on a Major League Coaching Staff: **1st**

- The 2025 season marks Carlos Méndez's 18th season with the Braves organization and first on the major-league staff...This is his only experience on a major-league staff...He will work in support of hitting coach Tim Hyers....Named to role on 11/22/24.
- Prior to joining the major league coaching staff, he spent the prior 17 seasons with Atlanta's minor league clubs.
 - He has coached at nearly every level in the Braves' system, including the 2024 campaign with the FCL Braves...Méndez has stops with Triple-A Gwinnett (2021-23), Double-A Mississippi (2018-19), High-A Florida (2017), High-A Carolina (2015-16), High-A Lynchburg (2014), the GCL Braves (2013), Single-A Rome (2011-12) and rookie-level Danville (2008-10, 2014).
- In 2021 – his Triple-A coaching debut season, Gwinnett's offense finished sixth in the Triple-A East in home runs (164); second-most by an Atlanta Triple-A affiliate, trailing the 2019 club's record (200).
- In 2019 – his second season with Double-A Mississippi, he oversaw the development of 20-year-old outfielders Cristian Pache and Drew Waters; the top-2 Braves' prospects according to MLB.com at season's end.
 - Under his guidance, Pache earned Southern League Postseason All-Star honors, while Waters won the Southern League batting title (.319) and became the first Mississippi Braves player to win league MVP.
- Signed as a non-drafted free agent by Kansas City in 1991 at the age of 17.
 - Played 16 professional seasons in the Kansas City (1992-99), Detroit (2000-01), Oakland (2002), Baltimore (2003-04) and Atlanta (2005-07) organizations...Batted .296 (1,568-for-5,300) in 1,423 minor league games, while primarily playing first base.
 - Made his MLB debut, May 22, 2003 at Anaheim, as a member of the Orioles... Entered as a pinch-hitter in the eighth inning and doubled off RHP Brendan Donnelly...In total, appeared in 26 major league games, all during the 2003 season – batting .222 (10-for-45).
 - Spent his last three seasons (2005-07) playing for Gwinnett's predecessor, the Richmond Braves...In 2006, was selected as an International League Midseason All-Star...Was part of Richmond's Governors' Cup championship club in 2007...Blasted a solo homer in the title-clinching game, September 15 vs. Durham.
- Carlos and his wife Cortney have two children: Carlos Jr. and Tatiana.

COMPLETE RECORD

Year	Club	AVG	G	AB	R	H	2B	3B	HR	RBI	SH	SF	HP	BB	SO	SB	CS	E
1992	GCL Royals	.305	49	200	34	61	16	1	3	33	0	3	2	8	13	2	1	2
1993	GCL Royals	.313	50	163	18	51	10	0	4	27	0	4	2	4	15	6	1	4
1994	Rockford	.355	104	363	45	129	26	2	5	51	4	4	5	13	50	0	2	3
1995	Wilmington	.273	107	396	46	108	19	2	7	61	1	5	0	18	36	0	4	6
1996	Wilmington	.293	109	406	40	119	25	3	4	59	3	7	3	22	39	3	1	9
1997	Wichita	.325	129	507	72	165	32	1	12	90	0	8	1	19	43	4	7	9
1998	Wichita	.319	52	207	37	66	14	0	9	39	1	5	0	7	20	4	1	3
	Omaha	.272	50	173	23	47	13	0	2	18	0	2	1	10	24	3	0	0
1999	Omaha	.280	84	293	38	82	25	0	10	37	3	3	0	6	32	4	3	3
2000	Toledo	.289	100	374	49	108	21	0	19	72	0	7	3	12	37	0	0	5
2001	Toledo	.246	102	398	45	98	27	1	18	76	3	6	5	9	53	0	0	6
2002	Sacramento	.324	103	404	58	131	26	1	12	74	0	1	3	12	52	3	1	5
2003	Ottawa	.347	61	248	32	86	18	4	4	42	0	1	1	11	28	1	2	3
	Baltimore	.222	26	45	3	10	2	0	0	5	0	1	0	0	12	0	0	2
2004	Ottawa	.256	80	305	29	78	17	1	4	37	0	1	3	10	30	2	0	2
	Aberdeen	.291	16	55	6	16	3	1	1	2	0	0	0	1	7	1	0	0
2005	Richmond	.246	47	179	13	44	8	0	3	18	1	3	1	10	22	0	0	2
2006	Richmond	.290	98	366	28	106	13	0	5	54	2	5	2	5	35	1	2	6
2007	Richmond	.278	82	263	29	73	19	0	6	35	0	3	3	8	37	0	2	1
Minor Totals		.296	1423	5300	642	1568	332	17	128	825	18	68	35	185	573	34	27	69
A.L. Totals		.222	26	45	3	10	2	0	0	5	0	1	0	0	12	0	0	2
Major Totals		.222	26	45	3	10	2	0	0	5	0	1	0	0	12	0	0	2





EDDIE PÉREZ

95

MAJOR LEAGUE COACH

Full Name: **Eduardo R. Pérez**

Height: **6-1**

Weight: **175**

DOB: **May 4, 1968**

Opening Day Age: **56**

Born: **Ciudad Ojeda, VZ**

Resides: **Duluth, GA**

Seasons on the Braves Coaching Staff: **15th**

Seasons on a Major League Coaching Staff: **15th**

- The 2025 season marks Eddie Pérez's 36th in the Braves organization, including his 15th on the major league coaching staff.
- Pérez assumed a front office position in 2018 after spending the previous 11 campaigns as a member of the Atlanta coaching staff, including the final two as first base coach...He concluded a 20-year playing career in 2006 and joined the Braves staff the following season...He was the club's bullpen coach from 2007 until May of 2016, when he moved to first base under then-interim manager Brian Snitker...He returned to the coaching staff in 2021.
- Pérez played 11 seasons at the major-league level, including nine with the Braves, and spent 18 of his 20 professional seasons in the Atlanta organization.
- The former catcher began his career with Single-A Bradenton in 1987 and reached the majors in 1995, the year the Braves won the World Series.
- He was on seven postseason squads for Atlanta (1995-99, 2001, 2004) and played in 30 postseason games.
- He hit .464 (13-for-28) in 15 career National League Championship Series games, the highest ever for a catcher (min. 25 ABs)...He batted .500 (10-for-20) in the 1999 NLCS vs. the New York Mets and claimed series MVP honors.
- Right shoulder tendinitis plagued Pérez throughout the 2005 season, and he spent the entire 2006 campaign at Double-A Mississippi...He was limited to just 13 games in 2006, but spent much of his time assisting Mississippi manager Jeff Blauser.
- Pérez, who became a U.S. citizen in August of 2014, attended Doctor Raul Cuenca High School in Ciudad Ojeda, Venezuela, where he also played volleyball.
- Pérez, 54, and his wife, Marisol, have one daughter, Mariel, and one son, Andres Eduardo, and reside in Duluth, Ga.



COMPLETE RECORD

Year	Club	AVG	G	AB	R	H	2B	3B	HR	RBI	SH	SF	HP	BB	SO	SB	CS	E
1987	Bradenton	.202	31	89	8	18	1	0	1	5	1	1	1	8	14	0	0	4
1988	Burlington	.231	64	186	14	43	8	0	4	19	2	1	0	10	33	1	0	11
1989	Sumter	.232	114	401	39	93	21	0	5	44	4	5	5	44	68	2	6	16
1990	Sumter	.179	41	123	11	22	7	1	3	17	3	1	2	14	18	0	0	3
	Durham	.237	31	93	9	22	1	0	3	10	0	1	1	1	12	0	0	3
1991	Durham	.271	92	277	38	75	10	1	9	41	2	3	3	17	33	0	3	8
	Greenville	.250	1	4	0	1	0	0	0	0	0	0	0	0	1	0	0	0
1992	Greenville	.229	91	275	28	63	16	0	6	41	1	4	2	24	41	3	3	14
1993	Greenville	.333	28	84	15	28	6	0	6	17	0	2	0	2	8	1	0	3
1994	Richmond	.260	113	388	37	101	16	2	9	49	3	6	3	18	47	1	1	12
1995	Richmond	.265	92	324	31	86	19	0	5	40	1	2	2	12	58	1	2	7
	Atlanta	.308	7	13	1	4	1	0	1	4	0	0	0	0	2	0	0	0
1996	Atlanta	.256	68	156	19	40	9	1	4	17	0	2	1	8	19	0	0	3
1997	Atlanta	.215	73	191	20	41	5	0	6	18	1	2	2	10	35	0	1	5
1998	Atlanta	.336	61	149	18	50	12	0	6	32	1	0	2	15	28	1	1	2
1999	Atlanta	.249	104	309	30	77	17	0	7	30	4	3	6	17	40	0	1	5
2000	Atlanta	.182	7	22	0	4	1	0	0	3	0	0	0	0	2	0	0	1
2001	Greenville	.342	10	38	7	13	2	0	4	5	0	0	1	0	9	0	0	1
	Atlanta	.300	5	10	0	3	0	0	0	0	0	0	0	0	2	0	0	0
2002	Cleveland	.214	42	117	6	25	9	0	0	4	2	0	1	5	25	0	0	3
2003	Milwaukee	.271	107	350	26	95	17	1	11	45	6	2	0	17	47	0	1	6
2004	Atlanta	.229	74	170	14	39	12	0	3	13	3	1	3	11	29	0	0	3
2005	Atlanta	.211	16	38	3	8	2	0	2	6	0	0	0	1	5	0	0	0
Minor Totals		.248	708	2282	237	565	107	4	55	288	17	26	20	150	342	9	15	82
Major Totals		.253	564	1525	137	386	85	2	40	172	17	10	15	84	234	1	4	28

DIVISION SERIES RECORD

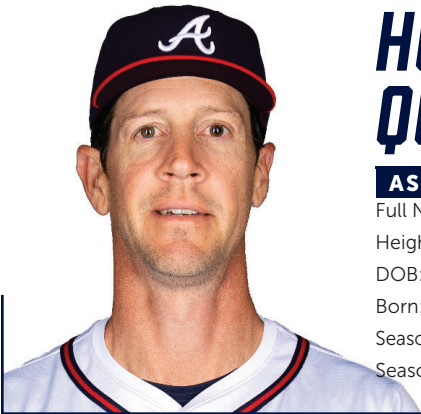
Year	Club, Opp.	AVG	G	AB	R	H	2B	3B	HR	RBI	SH	SF	HP	BB	SO	SB	CS	E
1995	Atl. vs. Col.					Did Not Appear												
1996	Atl. vs. LA	.333	1	3	0	1	0	0	0	0	0	0	0	0	0	0	0	0
1997	Atl. vs. Hou.	.000	1	3	0	0	0	0	0	0	0	0	0	0	1	0	0	0
1998	Atl. vs. Chi.	.200	1	5	1	1	0	0	1	4	0	0	0	0	2	0	0	0
1999	Atl. vs. Hou.	.250	4	16	1	4	0	0	0	3	0	1	0	0	3	0	0	0
2001	Atl. vs. Hou.					Did Not Appear												
2004	Atl. vs. Hou.	.000	3	3	0	0	0	0	0	0	0	0	0	0	1	0	0	0
D.S. Totals		.222	10	30	2	6	0	0	1	7	0	1	0	0	7	0	0	0

LEAGUE CHAMPIONSHIP SERIES RECORD

Year	Club, Opp.	AVG	G	AB	R	H	2B	3B	HR	RBI	SH	SF	HP	BB	SO	SB	CS	E
1995	Atl. vs. Cin.					Did Not Appear												
1996	Atl. vs. StL.	.000	4	1	0	0	0	0	0	0	0	0	0	1	0	0	0	0
1997	Atl. vs. Fla.	.000	2	3	0	0	0	0	0	0	0	0	0	0	0	0	0	0
1998	Atl. vs. SD	.750	3	4	0	3	0	0	0	0	1	0	0	0	0	0	0	0
1999	Atl. vs. NYM	.500	6	20	2	10	2	0	2	5	2	0	0	1	3	0	0	0
2001	Atl. vs. Ari.					Did Not Appear												
L.C.S. Totals		.464	15	28	2	13	2	0	2	5	3	0	0	2	3	0	0	0

WORLD SERIES RECORD

Year	Club, Opp.	AVG	G	AB	R	H	2B	3B	HR	RBI	SH	SF	HP	BB	SO	SB	CS	E
1995	Atl. vs. Cle.					Did Not Appear												
1996	Atl. vs. NYY	.000	2	1	0	0	0	0	0	0	0	0	0	0	0	0	0	0
1999	Atl. vs. NYY	.125	3	8	0	1	0	0	0	0	0	0	0	1	3	0	0	0
W.S. Totals		.111	5	9	0	1	0	0	0	0	0	0	0	1	3	0	0	0



HUGH QUATTLEBAUM

82

ASSISTANT HITTING COACH

Full Name: **Hugh M. Quattlebaum**

Height: **6-4**

Weight: **205**

DOB: **June 26, 1978**

Opening Day Age: **46**

Born: **Methuen, MA**

Resides: **Atlanta, GA**

Seasons on the Braves Coaching Staff: **1st**

Seasons on a Major League Coaching Staff: **1st**

- The 2025 season marks Hugh Quattlebaum's first on the Braves coaching staff... This is his first full-time experience on a major-league staff...He will work in support of hitting coach Tim Hyers.... Named to role on 11/22/24.
- Quattlebaum spent the previous two seasons in Arizona's system, including as their assistant director of hitting for the 2024 campaign...Prior to his tenure with the Diamondbacks he worked for two years with the New York Mets from 2021-22, including serving as interim major league hitting coach from May of 2021 through the balance of the regular season.
 - Held the title of director of hitting development prior to his appointment to the major league staff and returned to the role in 2022...He began his affiliated coaching career with the Seattle Mariners organization in 2018... Prior to joining the Mariners organization he was coaching at the amateur level and doing consulting in Southern California.
- The Amherst, MA native was selected in the 25th round by the Detroit Tigers in the 2000 June Amateur Draft from Amherst College (Amherst, MA).
 - Played four professional seasons in the Detroit (2000-02) and Baltimore (2003) organizations – reaching the Triple-A level.
- His brother, Gus is Vice President of Professional Scouting for the Boston Red Sox.
- Hugh and his wife Whitney Frink have three children: Broxon, Hayes and Cue.

COMPLETE RECORD

Year	Club	AVG	G	AB	R	H	2B	3B	HR	RBI	SH	SF	HP	BB	SO	SB	CS	E
2000	Oneonta	.301	49	186	27	56	5	6	0	26	0	2	3	24	28	4	2	8
2001	West Michigan	.239	121	415	63	99	26	4	3	55	0	6	10	68	68	8	4	18
2002	Lakeland	.155	20	58	8	9	2	0	0	1	1	0	0	10	16	0	1	1
2003	Frederick	.177	30	79	5	14	1	0	0	4	0	1	0	12	11	0	1	0
	Ottawa	.250	3	8	0	2	1	0	0	0	0	0	1	0	2	0	0	1
Minor Totals		.241	223	746	103	180	35	10	3	86	1	9	14	114	125	12	8	28



MATT TUIASOSOPO

89

THIRD BASE COACH

Full Name: **Matthew Petelu Tuiasosopo**

Height: **6-2**

Weight: **235**

DOB: **May 10, 1986**

Opening Day Age: **38**

Born: **Bellevue, WA**

Resides: **Dahlonega, GA**

Seasons on the Braves Coaching Staff: **2nd**

Seasons on a Major League Coaching Staff: **2nd**

- The 2025 season marks Matt Tuiasosopo's seventh season with the Braves organization and second on the major-league staff...This is his only experience on a major-league staff...He serves as the third base coach, while assisting Walt Weiss with Atlanta's infield... Named to role on 12/11/23.

A Tuiasosopo joined the Braves' coaching staff after spending the previous three seasons (2021-23) managing Atlanta's Triple-A Gwinnett affiliate, where he led the club to a 210-215 (.494) overall record...He was the Braves' acting third base coach for three games during the 2023 season (July 28-30) in place of Ron Washington, who was absent from the club to attend his induction into the Louisiana Sports Hall of Fame.

- A native of Bellevue, WA, he spent four total seasons managing in Atlanta's minor leagues, and was given the Bobby Cox Award as the organization's top manager during his debut campaign in 2019 with Single-A Rome.
- Tuiasosopo served as third base coach for the National League during the 2022 Sirius XM All-Star Futures Game and managed the Scottsdale Scorpions of the Arizona Fall League that offseason.
- Selected by Seattle in the third round (93rd overall) out of Woodinville High School (WA) in 2004...Went on to play 14 professional seasons in the Mariners (2004-11), New York Mets (2012), Detroit Tigers (2013), Toronto Blue Jays (2014), Chicago White Sox (2014-15) and Atlanta Braves (2016-17) organizations...Spent one season with New Britain of the independent Atlantic League in 2018.

A Played 155 major league games over five seasons with Seattle (2008-10), Detroit (2013) and Atlanta (2016)...Slashed .206/.288/.353 (74-for-360), with 12 home runs and 45 RBI... Debuted with the

Mariners on September 5, 2008 against the New York Yankees and notched his first MLB hit (double off LHP Andy Pettitte)...Hit his first MLB home run on September 27, 2009 at Toronto (solo, off LHP Brian Tallet)...Had a career-high five RBI with Detroit on April 26, 2013 vs. Atlanta (2-for-4, three-run home run off RHP Anthony Varvaro).

- As a minor leaguer, he was named a Midwest League Midseason and Postseason All-Star (2005)...Southern League Midseason All-Star (2007)...Arizona Fall League Player of the Week (11/5/07)...Baseball America Triple-A All-Star (2008).
- He and wife Abi have three sons, Josiah, Haven, and Malaki...His father is former NFL defensive lineman Manu Tuiasosopo, who was Seattle's first-round pick out of UCLA in 1979, played for both the Seahawks (1979-83) and San Francisco 49ers (1984-86) and won Super Bowl XIX...He the brother of former NFL quarterback Marques Tuiasosopo, who was Oakland's second-round pick out of Washington in 2001 and played for the Raiders (2001-06, 2008) and New York Jets (2007) before going into college coaching.

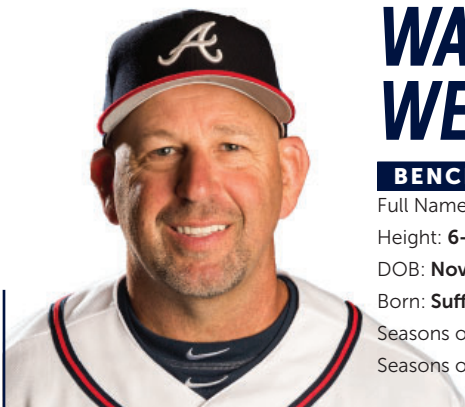
COMPLETE RECORD

Year	Club	AVG	G	AB	R	H	2B	3B	HR	RBI	SH	SF	HP	BB	SO	SB	CS	E
2004	Everett	.248	29	101	18	25	6	1	2	14	0	1	4	10	36	4	3	3
	AZL Mariners	.412	20	68	18	28	5	2	4	12	0	2	6	13	14	1	2	8
2005	Wisconsin	.276	107	409	72	113	21	3	6	45	1	1	9	44	96	8	5	26
2006	San Antonio	.185	62	216	16	40	4	0	1	10	2	1	2	20	64	2	1	14
	Inland Empire	.306	59	232	31	71	14	0	1	34	2	0	5	14	58	5	6	21
2007	West Tenn	.260	129	446	74	116	27	5	9	57	1	14	11	76	113	4	8	17
2008	Tacoma	.282	111	437	87	123	32	2	13	73	0	4	12	47	104	4	0	27
	Seattle	.159	14	44	1	7	2	1	0	2	0	0	1	2	16	0	0	2
2009	Tacoma	.261	59	226	43	59	15	0	11	35	3	1	3	36	83	3	1	5
	AZL Mariners	.407	9	27	9	11	0	0	1	3	0	0	1	4	6	0	0	1
	Seattle	.227	7	22	2	5	1	0	1	2	0	1	0	2	5	0	0	0
2010	Tacoma	.252	38	143	26	36	6	0	5	21	0	0	1	32	35	2	2	4
	Seattle	.173	50	127	12	22	5	0	4	11	1	0	1	9	49	0	0	7
2011	Tacoma	.226	116	439	73	99	20	6	14	77	1	6	5	75	132	11	2	11
2012	Buffalo	.242	131	418	47	101	14	0	12	57	4	3	5	51	117	3	4	9
2013	Toledo	.400	2	5	3	2	1	0	0	0	0	0	1	2	2	0	0	0
	Detroit	.244	81	164	26	40	7	0	7	30	0	0	2	25	57	0	0	1
2014	Buffalo	.206	59	214	17	44	8	0	2	18	0	2	1	25	64	1	1	1
	Charlotte	.277	63	195	42	54	10	0	11	32	0	0	4	46	56	0	0	2
2015	Charlotte	.230	103	356	50	82	21	1	18	52	1	3	6	57	123	3	0	2
2016	Gwinnett	.246	64	211	33	52	17	0	11	28	0	2	3	32	71	0	0	1
	Atlanta	.000	3	3	0	0	0	0	0	0	0	0	0	0	1	0	0	0
	Gwinnett	.207	114	363	51	75	10	1	8	45	1	3	5	55	139	1	0	7
2018	New Britain	.237	60	219	36	52	8	0	7	27	0	2	3	30	73	1	2	2
Minors Totals		.251	1275	4506	710	1131	231	21	129	613	16	43	84	639	1313	52	35	159
Majors Totals		.206	155	360	41	74	15	1	12	45	1	1	4	38	128	0	0	10

MANAGERIAL RECORD

Year	Club / League	Overall W-L	Pct.	Overall Pos.
2019	Rome Braves/A	65-74	.468	5th
2021	Gwinnett Stripers/AAA	71-58	.550	3rd
2022	Gwinnett Stripers/AAA	69-79	.466	8th
2023	Gwinnett Stripers/AAA	70-78	.473	6th
Minors Totals		275-289	.486	-





WALT WEISS

4

BENCH/INFIELD COACH

Full Name: **Walter William Weiss**

Height: **6-0**

Weight: **210**

DOB: **November 28, 1963**

Opening Day Age: **61**

Born: **Suffern, NY**

Resides: **Parker, CO**

Seasons on the Braves Coaching Staff: **8th**

Seasons on a Major League Coaching Staff: **12th**

- The 2025 season marks Walt Weiss' eighth on the Braves coaching staff and his 11th on a major-league bench...He has served as the bench coach each season with Atlanta...Named to the role on 11/10/17... In addition to serving as the club's bench coach, Weiss oversees the club's infield...Named to role on 12/11/23.
 - In 2024, Atlanta's infield posted a collective .987 fielding percentage; second-highest in the majors to Arizona (.987)...Arizona (33) and Minnesota (39) were the only clubs with fewer infield errors.
- Coached on the 2021 Atlanta team that won the World Series in six games over Houston.
- Prior to joining the Braves' staff, was Colorado's manager from 2013-16...Named the sixth manager in Rockies history on 11/7/12, replacing Jim Tracy...Went 283-365 (.437) overall...Stepped down on 10/3/16.
- He began his Rockies tenure as a special assistant to the general manager, serving in that capacity for seven seasons, from 2002-08...As a special assistant, Weiss supported the major-league coaching staff and also spent time working in the organization's player development system.
- Played in parts of 14 major-league seasons with Oakland (1987-1992), Florida (1993), Colorado (1994-97) and Atlanta (1998-2000).
 - Batted .258 with 182 doubles, 31 triples, 25 home runs and 386 RBI.
 - Made all 1,462 of his career defensive appearances at shortstop, accumulating a .970 fielding percentage.
 - Weiss was a member of four World Series teams, including the 1989 World Champion Oakland A's...Overall, he played in 46 career postseason games, including 12 in the World Series.
 - Won the 1988 A.L. Rookie of the Year and was named as a 1998 All-Star in his first season with the Braves.
 - He played for two Hall-of-Fame managers: Tony LaRussa in Oakland and Bobby Cox in Atlanta.
- Selected 11th overall in the 1985 draft by Oakland...Was also drafted in the 10th round of the 1982 draft before deciding to attend the University of North Carolina.
- Weiss and his wife, Terri, have four sons, Blake, Brody, Bo and Brock.
 - Brody, an infielder, was selected by the Rockies in the 22nd round of the 2012 First-Year Player Draft.
 - Bo, a right-handed pitcher, was picked in the 29th round of the 2016 First-Year Player Draft by New York-AL...He did not sign and decided to attend Walt's alma mater, the University of North Carolina...Bo transferred to the University of Tampa after two seasons in Chapel Hill.

MANAGERIAL RECORD

Year	Club / League	Overall W-L	Pct.	Pos.
2013	Colorado/National	74-88	.457	5th
2014	Colorado/National	66-96	.407	4th
2015	Colorado/National	68-94	.420	5th
2016	Colorado/National	75-87	.463	3rd
Majors Totals		283-365	.437	

COMPLETE RECORD

Year	Club	AVG	G	AB	R	H	2B	3B	HR	RBI	SH	SF	HP	BB	SO	SB	CS	E
1985	Pocatello	.310	40	158	19	49	9	3	0	21	0	4	1	12	18	6	0	11
	Modesto	.197	30	122	17	24	4	1	0	7	1	0	0	12	20	3	3	7
1986	Huntsville	.250	46	160	19	40	2	1	0	13	1	1	2	11	39	5	1	11
	Madison	.301	84	322	50	97	15	5	2	54	0	6	1	33	66	12	5	20
1987	Huntsville	.285	91	337	43	96	16	2	1	32	6	2	2	47	67	23	3	17
	Tacoma	.263	46	179	35	47	4	3	0	17	2	1	1	28	31	9	3	11
	Oakland	.462	16	26	3	12	4	0	0	1	1	0	0	2	2	1	2	1
1988	Oakland	.250	147	452	44	113	17	3	3	39	8	7	9	35	56	4	4	15
1989	Modesto	.375	5	8	1	3	0	0	0	1	0	1	1	4	1	0	0	0
	Tacoma	.111	2	9	1	1	1	0	0	1	0	0	0	0	0	0	0	1
	Oakland	.233	84	236	30	55	11	0	3	21	5	0	1	21	39	6	1	15
1990	Oakland	.265	138	445	50	118	17	1	2	35	6	4	4	46	53	9	3	12
1991	Oakland	.226	40	133	15	30	6	1	0	13	1	2	0	12	14	6	0	5
1992	Tacoma	.231	4	13	2	3	1	0	0	3	0	1	0	2	1	0	1	1
	Oakland	.212	103	316	36	67	5	2	0	21	11	4	1	43	39	6	3	19
1993	Florida	.266	158	500	50	133	14	2	1	39	5	4	3	79	73	7	3	15
1994	Colorado	.251	110	423	58	106	11	4	1	32	4	3	0	56	58	12	7	13
1995	Colorado	.260	137	427	65	111	17	3	1	25	6	1	5	98	57	15	3	16
1996	Colorado	.282	155	517	89	146	20	2	8	48	14	6	6	80	78	10	2	30
1997	Colorado	.270	121	393	52	106	23	5	4	38	7	1	2	66	56	5	2	10
1998	Atlanta	.280	96	347	64	97	18	2	0	27	12	3	3	59	53	7	1	12
1999	Atlanta	.226	110	279	38	63	13	4	2	29	6	4	3	35	48	7	3	12
2000	Atlanta	.260	80	192	29	50	6	2	0	18	3	3	3	26	32	1	1	15
Minor Totals		.275	348	1,308	187	360	52	15	3	149	10	16	8	149	243	58	16	79
A.L. Totals		.246	528	1,608	178	395	60	7	8	130	32	17	15	159	203	32	13	67
N.L. Totals		.264	967	3,078	445	812	122	24	17	256	57	25	25	499	455	64	22	123
Atlanta Totals		.257	286	818	131	210	37	8	2	74	21	10	9	120	133	15	5	39
Major Totals		.258	1,495	4,686	623	1,207	182	31	25	386	89	42	40	658	658	96	35	190

DIVISIONAL SERIES RECORD

Year	Club, Opp.	AVG	G	AB	R	H	2B	3B	HR	RBI	SH	SF	HP	BB	SO	SB	CS	E
1995	Col. vs. Atl.	.167	4	12	1	2	0	0	0	0	0	0	1	3	3	1	0	0
1998	Atl. vs. Chi.	.154	3	13	2	2	0	0	0	0	0	0	0	1	3	0	0	0
1999	Atl. vs. Hou.	.167	3	6	1	1	0	0	0	0	0	0	0	0	2	0	0	0
2000	Atl. vs. Stl.	.667	1	3	0	2	1	0	0	2	0	0	0	0	0	0	0	0
D.S. Totals		.206	11	34	4	7	1	0	0	2	0	0	1	4	8	1	0	0

LEAGUE CHAMPIONSHIP SERIES RECORD

Year	Club, Opp.	AVG	G	AB	R	H	2B	3B	HR	RBI	SH	SF	HP	BB	SO	SB	CS	E
1988	Oak. vs. Bos.	.333	4	15	2	5	2	0	0	2	0	0	0	0	4	0	0	0
1989	Oak. vs. Tor.	.111	4	9	2	1	1	0	0	0	1	0	0	1	1	1	0	0
1990	Oak. vs. Bos.	.000	2	7	2	0	0	0	0	0	0	0	0	2	2	0	0	1
1992	Oak. vs. Tor.	.167	3	6	1	1	0	0	0	0	0	0	0	2	1	2	0	0
1998	Atl. vs. SD	.200	4	15	0	3	0	0	0	1	0	0	0	2	5	1	0	0
1999	Atl. vs. NYM	.286	6	21	2	6	2	0	0	1	1	0	0	2	4	2	0	1
L.C.S. Totals		.219	23	73	9	16	5	0	0	4	2	0	0	9	6	17	0	2

WORLD SERIES RECORD

Year	Club, Opp.	AVG	G	AB	R	H	2B	3B	HR	RBI	SH	SF	HP	BB	SO	SB	CS	E
1988	Oak. vs. LA	.063	5	16	1	1	0	0	0	0	1	0	0	0	2	1	0	1
1989	Oak. vs. SF	.133	4	15	3	2	0	0	1	1	0	0	0	2	2	0	0	0
1999	Atl. vs. NYY	.222	3	9	1	2	0	0	0	0	0	0	0	0	1	0	0	0
W.S. Totals		.125	12	40	5	5	0	0	1	1	1	0	0	2	5	1	0	1



MATT WINN

98

BULLPEN CATCHER

Full Name: **Robert Matthew Winn**

Height: **6-1**

Weight: **210**

DOB: **August 5, 1992**

Opening Day Age: **32**

Born: **Richmond, VA**

Resides: **Atlanta, GA**

- Matt Winn is in his first season as one of the club's bullpen catchers.
 - Joined the organization November 2020, previously working as an Analyst in the club's Baseball Operations department.
- The Richmond, Va. native was selected in the 14h round by the San Francisco Giants in the 2015 June Amateur Draft from Virginia Military Institute (Lexington, VA).

- Played five professional seasons (2015-19) in the San Francisco organization – reaching the Triple-A level.
- Played collegiately at Virginia Military Institute...As a Redshirt Senior in 2015, was named Louisville Slugger Third Team All-American and Johnny Bench Award finalist – presented to college baseball's top NCAA Division I catcher.



JOSÉ YÉPEZ

96

BULLPEN CATCHER

Full Name: **José Ricardo Yépez**

Height: **6-0**

Weight: **205**

DOB: **June 19, 1981**

Opening Day Age: **43**

Born: **Carora, Venezuela**

Resides: **Clearwater, FL**

- The former Braves minor-league catcher, José Yépez is in his 10th season on the Atlanta staff after joining the club as a bullpen catcher in May 2016...He began the 2016 campaign as a coach with the Single-A Rome Braves.
- He enjoyed a 15-year minor-league career (2001-15)...Played in Atlanta's system for final four years.

- Also played in Seattle's system after beginning his career in the Toronto organization.
- A native of Carora, Venezuela, Yépez and his wife, Leanna, reside in Clearwater, Fla. with their son, Jerek.



MEDICAL & PERFORMANCE STAFF

GEORGE C. POULIS **Director of Player Health/Head Athletic Trainer**

- George C. Poulis begins his eighth season with the Braves as director of player health/head athletic trainer...He was named to the position on December 5, 2017.
- Prior to joining the Braves, Poulis spent 18 years with the Toronto Blue Jays, 2000-17, including the last 15 as the club's head athletic trainer...He served as the Blue Jays' assistant athletic trainer for three seasons before his promotion to the head role.
- Before his time with Toronto, he was an athletic trainer in the San Diego Padres' minor-league system for 10 years.

- Poulis' sports career began in 1986, serving as an athletic training intern for the NFL's Cleveland Browns.
- A Cleveland native, Poulis earned his undergraduate degree from Baldwin-Wallace College in Berea, Ohio, and earned his master's degree from the University of Alabama.
- During the offseason, Poulis, 60, and his wife, Jenny, live in Florida with their three daughters, Lainey, Evy and Nicki.



JEFF STEVENSON **Assistant Athletic Trainer**

- The 2025 season marks Jeff Stevenson's seventh with the Braves organization, including his fifth on the major league staff as assistant athletic trainer.
- Stevenson was the club's COVID-19 compliance officer for the 2020 season...He joined the organization in 2019 as an assistant minor league medical coordinator, where he worked out of the club's spring training complex in Florida.
- Previously, Stevenson was with the Toronto Blue Jays for eight seasons, 2011-18...He was a rehab coordinator for three seasons, a minor league medical coordinator for three seasons and the major-league assistant athletic trainer for two seasons.
- Stevenson came to Toronto from the Kansas City Royals, where he spent 18 seasons...He served the majority of that time in the minor leagues, including nine with Triple-A Omaha...He was named the Pacific

- Coast League Athletic Trainer of the Year in 2005.
- He began his Royals tenure in 1992...In 1999, he was honored as the Dick Howser Award winner for his outstanding contributions to the player development department.
- Stevenson was promoted to the Royals' major-league staff as assistant athletic trainer for the 2008 and 2009 seasons.
- A Michigan native, Stevenson earned his degree in athletic training from Indiana University.
- Stevenson, 55, and his wife, Christy, reside in Palm Harbor, Fla...He has three children, Brennan, Michael and Meg.



NICK FLYNN **Assistant Athletic Trainer**

- Flynn enters his fourth season in the majors with the Braves, his 16th season in professional baseball...It will be his 10th year in the Braves organization...He joined Atlanta's farm system in 2016 and was the athletic trainer for Advanced-A Carolina.
- From 2018 until 2021, Flynn served Atlanta as a minor league medical coordinator.
- Prior to joining the Braves, he spent five seasons as an athletic trainer with the Tampa Bay Rays organization (2011-15)...After spending 2011 as an intern at the major league level, he served as the athletic trainer with Rookie-level Princeton for two seasons (2012-13) and Class-A Bowling Green for two seasons (2014-15).

- With Bowling Green in 2014, he was named the Midwest League Athletic Trainer of the Year by the Professional Baseball Athletic Trainers Society.
- Began his baseball career as an intern with the Toronto Blue Jays in 2009.
- Received his master's degree in sports medicine from Georgia State University and his bachelor's degree in athletic training from the University of South Florida.
- A native of St. Johns, Newfoundland, the 36-year-old resides in Venice, Fla.



BRAD SCOTT Head Strength and Conditioning Coach

- Bradford Scott is in his 10th season with the Braves, including his ninth as the head strength and conditioning coach...He joined the organization in February of 2016 as a performance therapist.
- Scott came to Atlanta from the University of Portland, where he had served as the Director of Athletic Performance since September of 2007.
- Before his time at Portland, Scott spent a year at the University of Southern California as the head strength, speed and conditioning coach for the men's and women's basketball and men's and women's volleyball programs...He worked directly with the Trojans' 2007 NCAA Sweet 16 basketball team that had two players chosen in the 2007 NBA draft.
- Prior to his stay at USC, Scott was the director of strength, speed and conditioning at Cal State Northridge and managed the program for all 16 sports...He interned for two years with the Anaheim Ducks of the National Hockey League from 2004-06.
- While obtaining his Master of Education degree from the University of Arizona, 2001-04, Scott served as a graduate assistant for the Wildcats.
- Scott is a 2001 graduate of the University of Massachusetts Boston with a bachelor's degree in exercise physiology.
- He is a member of the National Strength & Conditioning Association, as well as the American Massage Therapy Association.
- A native of Westwood, Mass., Scott attended Xaverian Brothers High School, where he participated in varsity football, wrestling and lacrosse.
- Scott, 46, enjoys hiking, snowboarding and riding motorcycles.



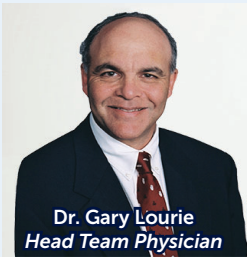
JORDAN WOLF Assistant Strength and Conditioning Coach

- Jordan Wolf is in his ninth season with the Braves as the assistant strength and conditioning coach...He joined the organization in December of 2016.
- Before his work with the Braves, he spent four seasons, 2013-16, as the San Diego Padres' minor league strength and conditioning coordinator.
- Wolf was with the Arizona Diamondbacks organization for four seasons prior to joining San Diego, 2009-12... He was a minor league strength and conditioning coach.
- Wolf received a degree in kinesiology from Arizona State University... He is also a licensed massage therapist.
- He is a member of the National Strength and Conditioning Society and is a Registered Strength and Conditioning Coach (RSCC).
- Wolf and his wife, Lindsey, make their home in Marietta, Ga., with their son, Lincoln.









BRAVES TEAM DOCTORS

Dr. Gary Lourie is the Braves' Head Team Physician. Dr. Lourie, who assumed his current role in January 2017, has worked with the Braves medical staff since 2000. He is a Partner with the Hand and Upper Extremity Center of Georgia, and also serves as the Hand Surgeon Consultant for Georgia Tech athletics as well as the Head Orthopedic Team Physician for the Yellow Jackets baseball team. The Braves also work with nine of the finest doctors in Georgia and a nutritionist (listed below).



Dr. Gary Lourie
Head Team Physician

- | | |
|--|--|
|  Dr. Tim Griffith |  Dr. Brooks Lide |
|  Dr. Marvin Royster |  Dr. Ryan Cantwell |
|  Dr. Kyle Hammond |  Dr. Hamid Sadri |
|  Dr. Robert Bowers |  Dr. Mark Scappaticci |
|  Dr. Lee Kneer | |

NICK VALENCIA **Asst. Director, Player Health/M.L. Head Phys. Therapist**

- Nick Valencia is in his ninth season in the organization, including his third as assistant director, player health/ major league head physical therapist...He spent 2022 as the club's head physical therapist, and the previous three seasons as the team's major league assistant physical therapist.
- Valencia has been with the Braves since March of 2017, when he worked as the team's rehab coordinator based out of the club's Florida facility in Lake Buena Vista.
- Prior to joining the Braves, Valencia worked three years at an orthopedic sports medicine clinic in Gilbert, Ariz... There, he worked with numerous professional, college, and high school athletes.
- During the spring of 2016 and 2017, Valencia provided medical support for the Tijuana Toros of the Mexican League.
- While working at the sports medicine clinic in Arizona, from August of 2015 until leaving for the Braves,

Valencia worked with Phoenix Allies for Community Health (PACH) to provide free primary healthcare to marginalized communities in the greater Phoenix area.

- Valencia is a board certified orthopedic clinical specialist...He completed his orthopedic physical therapy residency in 2015 at Foothills Sports Medicine Physical Therapy in Phoenix, Ariz.
- He received his doctor of physical therapy degree in 2013 from the University of Texas at El Paso, and his bachelor's of science degree in psychology from the University of Texas at Austin in 2010.
- The El Paso native, Valencia, 36, attended Socorro (TX) High School, and enjoys rock climbing, watching sports and public speaking.



MARCUS AHRENS **Assistant Physical Therapist**

- The 2025 season is Ahrens' fourth in the Braves organization...He joined Atlanta from the Cincinnati Reds, where he spent five seasons.
- He was a rehabilitation coordinator for the first year, and then a physical therapist for the following four seasons.
- Prior to joining the Reds, he worked as a physical therapist and clinical director at PHLEX NYC in New York City...Ahrens became board certified in sports physical therapy (SCS) in 2020, and in 2017 achieved his certification in manual physical therapy (CMPT).

- He earned his doctorate in physical therapy in 2013 from Columbia University, including an internship with the Reds in 2013.
- He completed a bachelor's degree in integrative physiology, with a minor in psychology, in 2009 from the University of Iowa.
- Ahrens, 37, was born and raised in Iowa City, IA and lives in Phoenix, AZ with wife Erin and their two daughters.



NATE LEET **Massage Therapist**

- The 2025 season is Nate Leet's fifth in the Braves organization.
- He also served as the head massage therapist for the Tampa Bay Rays for 14 seasons, 2004-17.
- Leet became a licensed massage therapist after graduating from the Suncoast School of Massage Therapy in Tampa, Fla. in 2002.
- Upon graduation, he served as a massage therapist for the National Football League's Tampa Bay Buccaneers for five years.

- Leet has also owned and operated spa therapy centers in the Tampa area.
- Leet has a business administration and management degree from Bryant University in Smithfield, R.I.



CLUBHOUSE STAFF

CALVIN MINASIAN **Director, Equipment & Clubhouse Services**

- Calvin Minasian is in his fifth season with the Braves organization...He was hired in December of 2020 as the director, equipment and clubhouse services.
- Minasian came to the Braves from the Washington Nationals...In 10 seasons with Washington, he split his time between the major and minor leagues, including most recently serving as the major/minor league clubhouse and equipment coordinator.
- Minasian began his baseball career by working for the Texas Rangers...His father, Zack, ran the Rangers clubhouse for over two decades as part of a 30-year career in professional baseball.
- Calvin's first job came as an eight-year-old Rangers' batboy...He steadily worked his way up, before becoming the assistant equipment manager for 12 seasons, 1998-'09.
- Minasian served one season, 2010, in a scouting role with the Blue Jays.

- Minasian has a degree in finance from the University of Texas at Arlington.
- The Chicago native has three older brothers, two of whom are also with major-league teams...Perry is in his fourth season as the general manager of the Los Angeles Angels, after spending three seasons working in the Braves baseball operations department...Zack Jr. is the General Manager of the San Francisco Giants.
- Minasian, 43, and his wife, Hasmik, reside in Atlanta... The couple welcomed their first child, Archie, on November 9, 2020.



FRED STONE **Visiting Clubhouse Manager**

- The 2025 campaign is Fred Stone's 49th in the Braves organization, his 42nd with the major league club and his seventh as visiting clubhouse manager.
- In addition to his duties in Atlanta, Stone also serves as the clubhouse manager for CoolToday Park in North Port, Fla.
- A native of Richmond, Va., Stone began his career in 1977 as a member of the grounds crew for the Triple-A Richmond Braves...He later became a clubhouse assistant and then served as clubhouse manager, as well as various other roles within the club.

- Stone graduated from Chickahominy Academy (VA) in 1982 and joined Atlanta's clubhouse staff in 1984.
- Stone, 61, resides in Woodstock, Ga...He enjoys golfing and is an avid NASCAR and hockey fan.



ERIC DURBAN **Manager, Clubhouse Operations**

- Eric Durban is in his 20th season with the Braves organization, including his eighth as assistant clubhouse manager.
- In his role, Durban assists with the day-to-day operations of the Braves' clubhouse, including the ordering and maintaining of equipment and clubhouse supplies...Additionally, he attends to the needs of the players, staff and umpires.
- He also assists with the annual moving of the team's equipment to its spring training complex in North Port, Fla.

- Durban, who joined the organization in 2006, has previously worked as a bat boy and clubhouse assistant in a part-time/seasonal capacity in the home clubhouse.
- Born in Stone Mountain, Ga., Durban graduated from St. Louis University High School in St. Louis, Mo., and earned a bachelor's degree in Journalism from the University of Missouri.
- Durban, 37, and his wife, Savannah, reside in Smyrna, Ga. with their son, Jack, and dog, Chloe.



JEFF PINK **Manager, Clubhouse Operations**

- The 2025 season will be Pink's 12th in the Braves organization and his fourth in the major league clubhouse. He relocated to Atlanta prior to the 2022 season after working from 2014-21 at the team's Florida complex, serving as a minor league equipment coordinator.
- Before becoming a Braves, Pink worked for the Toronto Blue Jays from 2010-14 as a minor league equipment manager.

- Prior to joining an MLB-affiliated club, he worked for the Southern Illinois Miners of the Frontier League, assisting in baseball operations.
- Pink attended Southern Illinois University from 2002-06.



TONY FARMER **Assistant Manager, Clubhouse Operations**

- Farmer enters his 36th season in the Braves organization and his second as Assistant Manager, Clubhouse Operations.
- He spent the previous five seasons as the assistant visiting clubhouse manager, working closely with Fred Stone to accommodate traveling clubs at Truist Park.
- Prior to that role, he served as a visiting clubhouse assistant from 1998-2018, after working as a batboy from 1990-1997.

- Farmer, who attended Cumberland College on a baseball scholarship from 1992-94, resides in Rex, Ga., with his fiancé Tesia.
- A father of six, he is an avid supporter of suicide prevention/awareness through the ShantiaAlexandria Foundation.



ROB SMITH **Manager, Baseball Video Operations**

- Rob Smith is in his 31st season with the Braves and his 10th as manager, baseball video operations.
- Smith is responsible for overseeing the Braves' video and technology efforts at every level of the organization...At the major league level, Smith is responsible for capturing video for coaching and scouting purposes, as well as pitch charting for every game...Smith also assists with the in-game instant replay process, providing technical support as needed.
- In addition, Smith assists the coaching staff with advance scouting and game planning by providing supplemental statistical data and video.
- Smith is a founding member of the Professional Baseball Video Coordinators Association, a member of the MLB Video Committee and 2018 winner of the prestigious "Video Specialist of the Year" award as presented by the Cincinnati Reds visiting clubhouse staff.
- Smith is credited with creating and maintaining a digital library of Braves games dating to the 1984 season.

- Prior to his current role, Smith served 17 seasons as the club's major league video coordinator.
- Smith began with the Braves in 1995 as a game day employee in corporate sponsor hospitality.
- In 1996, he served as a customer service representative in the ticket sales department, and in the 1997 and 1998 seasons, he was a marketing representative and also worked part-time coordinating the Braves' video efforts.
- Born in Concord, N.H., Smith attended Lafayette High School in Williamsburg, Va...He graduated from the University of Kentucky in 1994 with a degree in sport management.
- Smith, 53, and his wife, Carmen, reside in Suwanee, Ga. with their son, Tyler.



MIKE SHAW

Vice President, Team Travel



- The 2025 season marks Shaw's second season with the Atlanta Braves after joining the club in December 2023.
- Prior to joining Atlanta, Shaw spent 28 seasons with the Toronto Blue Jays. He finished as Director of Team Travel and Clubhouse Operations, a position he undertook in January of 2011. Prior to that position, he had been the Manager of Team Travel since 2004.
- In a vote among his peers, he was awarded Travel Secretary of the Year in December of 2014 and again in December of 2021.
- In 1996 Shaw joined the Blue Jays in a part-time capacity working in the ticket office. The following season, he transitioned to the team's public relations staff as an assistant before being named Manager, Baseball Information in 1999.
- Born in Halifax, Nova Scotia and raised in Montreal, Québec, Shaw played baseball through the junior ranks in the Montreal Lac StLouis League. He graduated from Montreal's Marymount Academy in 1986, earning a provincial physical education award in his final year.
- He then attended Dawson College, earning a Diploma in Social Sciences in 1989, and also graduated with an Honors Bachelor of Commerce in Sports Administration from Sudbury's Laurentian University in 1995.
- He has two children and resides in Oakville, Ontario.

JONATHAN KERBER

Director, Team Travel



- Kerber enters his 11th season with the Braves and his third as Director, Team Travel.
- Prior to his current role, he spent eight seasons in the team's PR department. He was named Director of Baseball Communications in 2020, which saw him spearhead the club's PR efforts with respect to roster moves, baseball information, media relations and player relations.
- Before Kerber's promotion to director, he served as Senior Coordinator, Media Relations from 2015-2018 and Manager, Baseball Communications in 2019.
- He joined Atlanta from the New York Mets, where he worked from 2007-15 in various role within their media relations department.
- Before entering the ranks of Major League Baseball, Kerber worked for the Single-A New Jersey Cardinals in 2005 and for the Associated Press sports department from 2005 to 2007.
- Kerber graduated from Muhlenberg College with a history degree.



GROUNDS CREW

ED MANGAN Vice President, Field/Grounds

- Ed Mangan is in his 35th season in the Braves organization.
- When John Schuerholz became the Braves’ general manager in October of 1990, Mangan was among the first people Schuerholz hired.
- Prior to his Braves tenure, Mangan served five years as the head groundskeeper at the Kansas City Royals’ spring training complex Boardwalk & Baseball...During that time, Schuerholz was Kansas City’s general manager.
- In his role, Mangan oversees all field duties at Truist Park and was the only field director the Braves used in their 20 years at Turner Field (1997-2016) and in their 22 springs at the Wide World of Sports Complex in Lake Buena Vista, Fla (1998-2019).
- Known as one of the best field directors in the game, Mangan also works with the NFL to prepare the practice facilities and main field for the Super Bowl... He has worked the Super Bowl for the last 34 years, including serving as the field director for the last 23.
- Following his duties with the Super Bowl, Mangan heads to Florida to oversee the preparations of the Braves’ spring training complex in North Port.
- A native of Leonardo, N.J., Mangan attended Mater Dei High School in Middletown, N.J., and the University of Southwestern Louisiana.
- Mangan is a member of the Georgia Golf Course Superintendents Association and the Aircraft Owners and Pilots Association.
- Mangan, 64, and his wife, Janeen, reside in Alpharetta, Ga. and have four boys, Jake, Micky, Colby and Ty...He enjoys archery, aviation, hunting and fishing.







A™

PLAYER BIOS

2025 ATLANTA BRAVES 40-MAN ROSTER

ALPHABETICAL

Name, Position	No.
ABREU, Erick, Coach	85
ACUÑA JR., Ronald, OF	13
ALBIES, Ozzie, INF	1
ALLEN, Nick, INF	60
ALVAREZ JR., Nacho, INF	67
ANDERSON, Ian, RHP	48
ARCIA, Orlando, INF	11
BUMMER, Aaron, LHP	49
CAIRO, Christian, INF	70
DANIEL, Davis, RHP	58
DE LA CRUZ, Bryan, OF	14
DODD, Dylan, LHP	46
ELDER, Bryce, RHP	55
GOODWIN, Tom, Coach	88
GONZÁLEZ, Domingo, RHP	73
HARRIS II, Michael, OF	23
HERNÁNDEZ, Daysbel, RHP	62
HOLMES, Grant, RHP	66
HYERS, Tim, Coach	80
IGLESIAS, Raisel, RHP	26
JIMÉNEZ, Joe, RHP	77
JOHNSON, Pierce, RHP	38
KELENIC, Jarred, OF	24
KRANITZ, Rick, Coach	39
LEE, Dylan, LHP	52
LÓPEZ, Reynaldo, RHP	40
MENDEZ, Carlos, Coach	83
MUÑOZ, Rolddy, RHP	74
MURPHY, Sean, C	12
OLSON, Matt, INF	28
OZUNA, Marcell, OF	20
PÉREZ, Eddie, Coach	95
PERDOMO, Ángel, LHP	68
PILAR, Anderson, RHP	63
PROFAR, Jurickson, OF	7
QUATTLEBAUM, Hugh, Coach	82
RILEY, Austin, INF	27
RODRIGUEZ, Carlos, OF	71
SALE, Chris, LHP	51
SCHWELLENBACH, Spencer, RHP	56
SMITH-SHAWVER, AJ, RHP	32
SNITKER, Brian, Manager	43
STRIDER, Spencer, RHP	99
TROMP, Chadwick, C	45
TUIASOSOPO, Matt, Coach	89
WALDREP, Hurston, RHP	64
WEISS, Walt, Coach	4
WHITE, Eli, OF	36
WILLIAMS, Luke, INF	65
WILLINGHAM, Amos, RHP	50
WINN, Matt, Bullpen Catcher	98
YÉPEZ, José, Bullpen Catcher	96

NUMERICAL

No.	Name, Position
1	ALBIES, Ozzie, INF
4	WEISS, Walt, Coach
7	PROFAR, Jurickson, OF
11	ARCIA, Orlando, INF
12	MURPHY, Sean, C
13	ACUÑA JR., Ronald, OF
14	DE LA CRUZ, Bryan, OF
20	OZUNA, Marcell, OF
23	HARRIS II, Michael, OF
24	KELENIC, Jarred, OF
26	IGLESIAS, Raisel, RHP
27	RILEY, Austin, INF
28	OLSON, Matt, INF
32	SMITH-SHAWVER, AJ, RHP
36	WHITE, Eli, OF
38	JOHNSON, Pierce, RHP
39	KRANITZ, Rick, Coach
40	LÓPEZ, Reynaldo, RHP
43	SNITKER, Brian, Manager
45	TROMP, Chadwick, C
46	DODD, Dylan, LHP
48	ANDERSON, Ian, RHP
49	BUMMER, Aaron, LHP
50	WILLINGHAM, Amos, RHP
51	SALE, Chris, LHP
52	LEE, Dylan, LHP
55	ELDER, Bryce, RHP
56	SCHWELLENBACH, Spencer, RHP
58	DANIEL, Davis, RHP
60	ALLEN, Nick, INF
62	HERNÁNDEZ, Daysbel, RHP
63	PILAR, Anderson, RHP
64	WALDREP, Hurston, RHP
65	WILLIAMS, Luke, INF
66	HOLMES, Grant, RHP
67	ALVAREZ JR., Nacho, INF
68	PERDOMO, Ángel, LHP
70	CAIRO, Christian, INF
71	RODRIGUEZ, Carlos, OF
73	GONZÁLEZ, Domingo, RHP
74	MUÑOZ, Rolddy, RHP
77	JIMÉNEZ, Joe, RHP
80	HYERS, Tim, Coach
82	QUATTLEBAUM, Hugh, Coach
83	MENDEZ, Carlos, Coach
85	ABREU, Erick, Coach
88	GOODWIN, Tom, Coach
89	TUIASOSOPO, Matt, Coach
95	PÉREZ, Eddie, Coach
96	YÉPEZ, José, Bullpen Catcher
98	WINN, Matt, Bullpen Catcher
99	STRIDER, Spencer, RHP

POSITION

MANAGER

SNITKER, Brian	43
----------------	----

COACHES

ABREU, Erick	85
GOODWIN, Tom	88
HYERS, Tim	80
KRANITZ, Rick	39
MENDEZ, Carlos	83
PÉREZ, Eddie	95
QUATTLEBAUM, Hugh	82
TUIASOSOPO, Matt	89
WEISS, Walt	4

PITCHERS (22)

ANDERSON, Ian, RHP	48
BUMMER, Aaron, LHP	49
DANIEL, Davis, RHP	58
DODD, Dylan, LHP	46
ELDER, Bryce, RHP	55
GONZÁLEZ, Domingo, RHP	73
HERNÁNDEZ, Daysbel, RHP	62
HOLMES, Grant, RHP	66
IGLESIAS, Raisel, RHP	26
JIMÉNEZ, Joe, RHP	77
JOHNSON, Pierce, RHP	38
LEE, Dylan, LHP	52
LÓPEZ, Reynaldo, RHP	40
MUÑOZ, Rolddy, RHP	74
PERDOMO, Ángel, LHP	68
PILAR, Anderson, RHP	63
SALE, Chris, LHP	51
SCHWELLENBACH, Spencer, RHP	56
SMITH-SHAWVER, AJ, RHP	32
STRIDER, Spencer, RHP	99
WALDREP, Hurston	64
WILLINGHAM, Amos, RHP	50

CATCHERS (2)

MURPHY, Sean	12
TROMP, Chadwick	45

INFIELDERS (8)

ALBIES, Ozzie (S)	1
ALLEN, Nick	60
ALVAREZ JR., Nacho	67
ARCIA, Orlando	11
CAIRO, Christian	70
OLSON, Matt (L)	28
RILEY, AUSTIN	27
WILLIAMS, LUKE	65

OUTFIELDERS (7)

ACUÑA JR., Ronald	13
DE LA CRUZ, Bryan	14
HARRIS II, Michael (L)	23
KELENIC, Jarred (L)	24
PROFAR, Jurickson (S)	7
RODRIGUEZ, Carlos (L)	71
WHITE, Eli	36

DESIGNATED HITTER (1)

OZUNA, Marcell	20
----------------	----

2025 ATLANTA BRAVES NON-ROSTER INVITEES

ALPHABETICAL

Name, Position	No
ALVAREZ, Eddy, INF	87
BALDWIN, Drake, C	75
CAPEL, Conner, OF	91
CASALI, Curt, C	53
COOPER, Garrett, INF	59
COVEY, Dylan, RHP	76
DE LOS SANTOS, Enyel, RHP	93
DEVERS, José, INF	92
DIEKMAN, Jake, LHP	72
FARMER, Buck, RHP	97
KUHL, Chad, RHP	61
LEBLANC, Charles, INF	90
LEÓN, Sandy, C	79
MARISNICK, Jake, OF	94
NERIS, Héctor, RHP	50
PAREDES, Enoli, RHP	86
SALINAS, Royber, RHP	--
SHREVE, Chasen, LHP	57
SUERO, Wander, RHP	81
WEEMS, Jordan, RHP	84
ZEBROWSKI, Adam, C	78

NUMERICAL

No.	Name, Position
50	NERIS, Héctor, RHP
53	CASALI, Curt, C
57	SHREVE, Chasen, LHP
59	COOPER, Garrett, INF
61	KUHL, Chad, RHP
72	DIEKMAN, Jake, LHP
75	BALDWIN, Drake, C
76	COVEY, Dylan, RHP
78	ZEBROWSKI, Adam, C
79	LEÓN, Sandy, C
81	SUERO, Wander, RHP
84	WEEMS, Jordan, RHP
86	PAREDES, Enoli, RHP
87	ALVAREZ, Eddy, INF
90	LEBLANC, Charles, INF
91	CAPEL, Conner, OF
92	DEVERS, José, INF
93	DE LOS SANTOS, Enyel, RHP
94	MARISNICK, Jake, OF
97	FARMER, Buck, RHP
--	SALINAS, Royber, RHP

POSITION

PITCHERS (11)	
COVEY, Dylan, RHP	76
DE LOS SANTOS, Enyel, RHP	93
DIEKMAN, Jake, LHP	72
FARMER, Buck, RHP	97
KUHL, Chad RHP	61
NERIS,Héctor, RHP	50
PAREDES, Enoli, RHP	86
SALINAS, Royber, RHP	--
SHREVE, Chasen, LHP	57
SUERO, Wander, RHP	81
WEEMS, Jordan, RHP	84
CATCHERS (4)	
BALDWIN, Drake (L)	75
CASALI, Curt	53
LEÓN, Sandy (S)	79
ZEBROWSKI, Adam	78
INFIELDERS (4)	
ALVAREZ, Eddy (L)	87
COOPER, Garrett	59
DEVERS, José (L)	92
LEBLANC, Charles	90
OUTFIELDERS (2)	
CAPEL, Conner (L)	91
MARISNICK, Jake	94

PRONUNCIATIONS

Ronald Acuña Jr. (ah-cuhn-YA)	Charles Leblanc (leh-blan)
Ozzie Albies (ALL-bees)	Sandy León (SAN-dee lay-OHN)
Orlando Arcia (AHR-see-uh)	Jake Marisnick (muh-RIZ-nick)
Christian Cairo (KI-row)	Roldy Muñoz (moon-yoce)
Conner Capel (KAY-pull)	Héctor Neris (EK-tor NAIR-iss)
Curt Casali (kuh-SAL-ee)	Marcell Ozuna (oh-ZOO-nah)
Dylan Covey (COE-vee)	Enoli Paredes (ehn-OH-lee puh-RAY-dis)
Enyel De Los Santos (EN-yell)	Angel Perdomo (AHN-hell)
Jake Diekman (DEEK-min)	Jurickson Profar (JER-ik-suhn PROH-fahr)
Raisel Iglesias (RYE-sell EE-gley-see-ahs)	Chasen Shreve (CHAY-sin SHREEV)
Joe Jiménez (he-MEN-ez)	Wander Suero (su-EH-roh)
Jarred Kelenic (KELL-nick)	Matt Tuiasosopo (too-ee-yah-so-so-poh)
Chad Kuhl (KOOL)	



RONALD ACUÑA JR.

13

OUTFIELDER

Full Name: **Ronald José Acuña Jr.**

Bats: **Right**

Throws: **Right**

Height: **6-0**

Weight: **205**

DOB: **December 18, 1997**

Opening Day Age: **27**

Born: **La Guaira, Venezuela**

Resides: **Vargas, Venezuela**

MLB Debut: **April 25, 2018**

MLB Service Time: **6.159**

Acquired: **Signed as a non-drafted free agent, July 2, 2014**

Contract Status: **Signed through 2026 (club options for 2027 & 2028)**

NOTES TO KNOW

• Braves Modern Era (since 1900) Franchise Ranks:

- First in leadoff home runs (34); second in stolen bases (196); third in OPS (.904); fourth in slugging percentage (.525); sixth in AB/HR (17.1); eighth in hit by pitch (50).

• Braves Modern Era Single-Season Ranks:

- First in plate appearances (735, 2023), runs (149, 2023), stolen bases (73, 2023) and strikeouts (188, 2019); second in total bases (383, 2024) and times on base (306, 2023); third in AB/HR (11.4, 2020); fifth in hits (217, 2023); eighth in extra-base hits (80, 2023); tied for ninth in plate appearances (715, 2019).
- He's one of four players in MLB history to reach 160 home runs and 160 stolen bases prior to his age-27 season, along with Darryl Strawberry (1983-88), Álex Rodríguez (1994-02) and Mike Trout (2011-18).
- Among all players to debut in the Divisional Era (since 1969), he's the only one to average at least 30 home runs and at least 30 stolen bases, per 162 games played.
- He's hit a Braves franchise-record 34 leadoff home runs.
 - Of those 34 leadoff shots, 13 have been on the first pitch; tied for the second-most in MLB history, trailing Hall-of-Famer Craig Biggio (19).
 - Since his debut season in 2018, only Philadelphia's Kyle Schwarber (46), Toronto's George Springer (42) and Los Angeles' (NL) Mookie Betts (41) have more leadoff homers.

CAREER HIGHS

Most Runs

4, 6x, last: 8/28/23, ATL at COL

Most Hits

4, 9x, last: 8/28/23, ATL at COL

Most Doubles

3, 8/15/22, ATL vs. NYM

Most Triples

1, 12x, last: 5/20/24, ATL vs. SD

Most Home Runs

2, 13x, last: 9/19/23, ATL vs. PHI

Most RBI

5, 3x, last: 8/28/23, ATL at COL

Most Walks

4, 8/16/22, ATL vs. NYM

Most Stolen Bases

3, 2x, last: 4/9/24, ATL vs. NYM

Longest Hitting Streak

16 games, 6/17-7/5/23

- Owns the most stolen bases (196) of any Brave in the Atlanta-era (since 1966).
 - Since the modern-day definition of a stolen base was established in 1898, he's tied with Fred Tenney (196), and trails Hall-of-Famer Henry Aaron (240) for the most swipes in franchise history.

MAJOR LEAGUE AWARDS

- Since his debut season in 2018, he's swiped 196 bases...Across the majors, Philadelphia's Trea Turner (198) is the only player with more.
 - He's paced Atlanta in stolen bases in each of the last three seasons: 2022 (29), 2023 (74) and 2024 (16).
 - Over his seven-year MLB career, he's hit more home runs in August (36 in 127 games) than any other calendar month.
 - Since his debut season in 2018, he's hit 22 home runs of at least 450 feet; tied for the major league lead, along with Los Angeles' (NL) Shohei Ohtani.
 - Since the start of the 2021 season, he ranks sixth in the majors in OBP (.385) and eighth in OPS (.900) – min. 1,200 plate appearances.
 - Since his debut season in 2018, he's hit 26 home runs in 88 games vs. Miami.
 - Across the majors, Pete Alonso (27) is the only player with more home runs against the club over that span.
 - Owens a .346 career batting average (53-for-153) at loanDepot Park; second-highest of any player in the 13-year history of the ballpark (min. 150 plate app.), behind San Diego's Luis Arraez (.349)
 - Since his debut season in 2018, he's hit 17 home runs in 77 career games against Philadelphia.
 - Across the majors, New York's (NL) Juan Soto (19) and teammate Austin Riley (18) are the only players with more home runs against the club over that span.
 - His brother, Luisangel, is an infielder in the Mets minor league system (AAA).
 - The 23 year-old appeared in 14 games with the big league club. during his debut season in 2024.
 - Playing the seventh year of an eight-year, \$100 million extension (2019-26) he signed on April 2, 2019...The deal includes club options for 2027 (\$17M, \$10M buyout) and 2028 (\$17M)...Originally signed with Atlanta as an international free agent from Venezuela on July 2, 2014.
 - At 21 years-old, he became the youngest player in major-league history to sign a \$100 million contract.
 - He accrued 165 days of major-league service at the time of the extension...The deal is the largest in history for a player under club control with as little major-league service as Acuña Jr.

POSTSEASON

- He's slashed .257/.367/.450 (28-for-109), with three home runs, 10 doubles, one triple, nine RBI, 17 runs and five stolen bases in 29 career postseason games across seven series, all with Atlanta (2018-20, '22-23).
 - ✎ Was not included on the club's postseason roster in 2021 (torn right ACL) and 2024 (torn left ACL).
- **Braves Franchise Postseason Ranks:**
 - ✎ Tied for third in doubles; tied for sixth in extra-base hits (14); 10th in on-base percentage (.367) and OPS (.817) – min. 60 plate appearances.
- Collected 12 extra-base hits through his first 21 career postseason games (2018-20).
 - ✎ It's the most by any player in postseason history prior to their 23rd birthday.
 - ✎ His eight doubles were two shy of the MLB record through 21 career postseason games...Ryan Braun had a record 10, while five others totaled nine.
- Through 2020, he notched three-or-more hits in three postseason games.
 - ✎ Matched former Brave Andruw Jones for the most such efforts prior to turning 23 in MLB history.
- Totaled a postseason career-best four hits in 2019 NLDS Game 4 at St. Louis.
 - ✎ Marked the ninth four-hit postseason game in franchise history and third by a leadoff hitter, following Otis Nixon (1992 NLCS Game 4 at PIT) and Marquis Grissom who tallied five hits (1995 NLDS Game 4 vs. COL).
- Hit first career postseason home run (grand slam) in 2018 NLDS Game 3 vs. Los Angeles (NL), off RHP Walker Buehler.
 - ✎ Marked his first career grand slam (reg. or post) and the seventh by a Brave in postseason history.
 - ✎ At 20 years, 293 days-old (Oct. 7, 2018), he became the youngest player in MLB history to hit a grand slam in a postseason game, surpassing Hall-of-Famer Mickey Mantle, 21 years, 349 days-old (1953 World Series Game 5 at Brooklyn).

2025

- Listed No. 7 on MLB Network's "Top 10 Right Fielders Right Now" list...Ranked first, entering 2024.
 - ✎ Listed No. 16 on MLB Network's "Top 100 Players Right Now" list...Ranked 1st, entering 2024.

2024

- Listed No. 1 on MLB Network's "Top 100 Players Right Now" list...Ranked 25th, entering 2023.
- 27-year-old Ronald Acuña Jr. completed his seventh major league season (all with Atlanta), posting a slash line of .250/.351/.365 (48-for-192) in 49 games.
 - ✎ He hit four home runs, eight doubles and one triple, while recording 15 RBI and 38 runs...Went 16-for-19 in stolen base attempts.
- Made his fifth career Opening Day roster (2019-21, '23-24), all with Atlanta...Has started on Opening Day five times, doing so in left field once (2019) and right field four times (2020-'21, '23-24).
 - ✎ Started 49 of the club's first 50 games in right field, batting leadoff in each contest...Was placed on the injured list on May 27 with a torn left ACL...Missed the club's final 112 games of the season...Was not included on the club's Wild Card Series roster.
 - ✎ At the time of his final game of the season (May 26), he ranked top-10 in the majors in stolen bases (T-4th, 16) and runs (T-9th, 38).
- Led the club with 16 stolen bases...He's paced Atlanta in swipes in each of the last three seasons: 2022 (29) and 2023 (74).
- Hit each of his four home runs on the road: April 17 at Houston, May 3 at Los Angeles (NL), May 10 at New York (NL) and May 24 at Pittsburgh.
- Stuck out 55 times in 222 plate appearances (23.9%); more than doubling his strikeout rate from 2023 (11.4%, 80 in 735 PA).
- Recorded two hits and a stolen base, March 29 at Philadelphia.
 - ✎ Became the first player in the franchise's Modern Era (since 1900) with multiple hits and a stolen base in consecutive season openers (also: March 30, 2023 at Washington) and the first player, league-wide, since Nyjer Morgan (2009 with Pittsburgh and '10 with Washington).

2023

- Matched his career high with three stolen bases, April 9 vs. New York (NL).
 - Became the 13th player in the franchise's Modern Era (since 1900) to have multiple outings with at least three stolen bases, also: April 22, 2023 vs. Houston.
 - In the last 25 seasons, Jordan Schafer is the only other Brave to do so (September 2, 2013 vs. New York-NL and July 11, 2014 at Chicago-NL).
- After singling in the first inning, April 22 vs. Miami, proceeded to steal second base; the 190th of his career, all with the Braves...Surpassed Rafael Furcal (2000-05) for the most by any player in the Atlanta-era (since 1966).
 - Since the modern-day definition of a stolen base was established in 1898, he's tied with Fred Tenney (196), and trails Hall-of-Famer Henry Aaron (240) for the most swipes in franchise history.
- Reached base safely to lead off the game in nine straight contests, spanning April 16-26; matching his own run (August 11-18, 2018), for the longest such streak by a Brave in the Expansion Era (since 1961).
- Scored his then-major league-leading 30th run of the season, May 3 at Los Angeles (NL).
 - Became the sixth player, seventh instance, in the franchise's Modern Era (since 1900), to eclipse 30 runs, within the club's first 30 games in a season.
 - Joined Tommy Holmes (1945), Hall-of-Famers Henry Aaron, twice (1957, 1970) and Eddie Mathews (1959), Rico Carty (1970) and Ozzie Albies (2018).
 - League-wide, he's the first player to do so since Cody Bellinger in 2019 with Los Angeles (NL).
- Broke the scoring with a solo home run in the third inning; May 10 at New York (NL).
 - Per Statcast, the blast traveled 461 feet; the longest by a Brave during the 2024 season.
 - Since his debut season in 2018, he's hit 22 home runs of at least 450 feet; tied for the major league-lead, along with Los Angeles' (NL) Shohei Ohtani.
- Tripled to lead off the game, May 20 vs. San Diego (G2).
 - Marked the 18th triple of his career and third as Atlanta's first batter in a game, also: August 2, 2018 at New York (NL) and September 3, 2019 vs. Toronto.
- Awards:** National League MVP...NL Hank Aaron Award...NL All-Star...NL Silver Slugger Award (OF)...All-MLB First Team (OF)...BBWAA Brave of the Year...3x NL Player of the Month (April, June, September/October)...NL Player of the Week (7/2).
- MLB Ranks:** Runs (1st, 149), stolen bases (1st, 73), on-base percentage (1st, .416), hits (1st, 217), total bases (1st, 383), multi-hit games (1st, 69), hard-hit balls (1st, 309), batting average (2nd, .337), avg. exit velo (2nd, 94.7), fWAR (T-2nd, 8.3), OPS (3rd, 1.012), extra-base hits (T-3rd, 80), slugging percentage (4th, .596), home runs (5th, 41), RBI (T-8th, 106).
- Completed his sixth major league season (all with Atlanta), posting a slash line of .337/.416/.596 (217-for-643) in 159 games.
 - He hit 41 home runs, 35 doubles and four triples, while recording 106 RBI and 149 runs...Went 73-for-87 in stolen base attempts.
 - Established career-highs in batting average, on-base percentage, OPS (1.012), runs, hits, doubles, RBI, stolen bases, walks (80) and total bases (383).
- Named the NL Most Valuable Player, unanimously – earned all 30 first place votes, the first player in franchise history to hold that distinction.
 - Overall, he is the eighth player, ninth instance, in franchise history to win the award, joining Hall-of-Famer Johnny Evers (1914 with Boston), Bob Elliott (1947 with Boston), Hall-of-Famer Henry Aaron (1957 with Milwaukee), Dale Murphy, twice (1982-83), Terry Pendleton (1991), Hall-of-Famer Chipper Jones (1999) and Freddie Freeman (2020).
- Recipient of the National League's Hank Aaron Award, presented annually to the best overall offensive performer in each league.
 - He's the third Brave to win the award, following Andruw Jones (2005) and Freddie Freeman (2020).
- Named the NL Player of the Month three times.
 - Since being awarded in the NL in 1958, Dale Murphy, six times, is the only other player to win the award at least three times during their tenure with the club.
 - Acuña Jr. also earned the nomination in April 2021...Andruw Jones is the only other Brave to be recognized twice within the same season (June and August 2005).

- Made his fourth career Opening Day roster.
- Started 159 of Atlanta's games during the regular season, making 157 starts in right field and two as the club's designated hitter.
 - ✎ Started each of the club's first 143 games in right field from Opening Day (March 30) through the first game of a doubleheader on September 11.
 - ✎ Overall, he started each of the club's first 147 contests through September 15.
- Started in right field in each of the club's four postseason games.
 - ✎ Went 2-for-5 with a double in NLDS Game 3 and was hitless over the other three postseason contests.
 - ✎ Stole a pair of bases over the four-game set.
- Scored 149 runs; most within a single-season in the franchise's Modern Era (since 1900).
 - ✎ Crossed the plate 41 times in the first inning; most within a single-season in franchise history...In the Integration Era (since 1947), the only players to score more runs, within a single-season, are Hall-of-Famers Ted Williams (150) in 1949 and Jeff Bagwell (152) in 2000.
 - ✎ Marked his first season leading the majors in runs and his second pacing the Senior Circuit (127 in 2019)...An Atlanta player has led the league in runs scored in four of the last five seasons, previously: Freddie Freeman (120) in 2021, Freeman (51) in 2020 and Acuña Jr. (127 in 2019).
- Stole 73 bases in 87 attempts; most within a single-season, in the franchise's Modern Era (since 1900).
 - ✎ The previous mark of 72 was set by Otis Nixon in 1991... Since 2000, the only player with more swipes, within a single-season, is José Reyes (78) in 2007.
 - ✎ Marked his first season leading the majors in stolen bases and his second pacing the Senior Circuit (37 in 2019)... He's the only player the Atlanta-era (since 1966) to pace the league in stolen bases, having done so twice.
- Became the founding member of both the 30 home run/60 stolen base and 40 home run/70 stolen base clubs.
 - ✎ Prior to Acuña, the highest stolen base total for a player to hit at least 30 home runs in a season was 52 (Barry Bonds in 1990).
 - ✎ The high stolen base count for a player with 40 round trippers was 46 (Álex Rodríguez in 1998).
 - ✎ He's the fifth player in MLB history with at least 40 home runs and at least 40 stolen bases, within a single-season, joining José Canseco (1988), Bonds (1996), Rodríguez (1998) and Alfonso Soriano (2006).
- Became the fifth player, sixth instance, over the last 50 seasons to account for at least 10% of their team's home run total and 50% of the club's stolen base count.
 - ✎ The last National Leaguer to accomplish the feat was Hall-of-Famer Tim Lincecum in 1983 for Montreal.
- Went deep and stole a base, within the same game, 12 times.
 - ✎ The only player in MLB history with more such games, within a single-season, is Hall-of-Famer Rickey Henderson (13) in 1986...Bobby Bonds also had 12 such outings in 1973.
- Totaled four multi-homer games: June 27 vs. Minnesota, July 15 vs. Chicago (AL), September 7 vs. St. Louis and September 19 vs. Philadelphia.
 - ✎ Hit a leadoff home run in three of those four contests, excluding July 15 vs. Chicago (AL).
 - ✎ Had nine such efforts over his first five seasons combined – and never more than two within a single-year, done in each season from 2019-22.
- In the Integration Era (since 1947), he's the third player to lead their respective league in both stolen bases and OPS, alongside Hall-of-Famers, Willie Mays, twice (1957-58) and Rickey Henderson (1990).
- Hit eight home runs that traveled at least 450 feet, per Statcast.
 - ✎ Since tracking began in 2015, Giancarlo Stanton (10) in 2017 with Miami, is the only player with more such home runs, within a single-season.

- Collected 217 hits; most by any player, league-wide, since Houston's José Altuve (225) in 2014.
 - ♣ The last National Leaguer with as many knocks was Juan Pierre (221) in 2004.
- Led the majors in multi-hit games (69) and three-hit games (22)...His 69 multi-hit efforts have been bested twice, in the franchise's Modern Era (since 1900), within a single-season, by Hall-of-Famer Henry Aaron (71) in 1959 and Tommy Holmes (70) in 1945.
 - ♣ In the Atlanta-era (since 1966), Ralph Garr (28) in 1974, (26) in 1971 and (24) in 1973 is the only player with more three-hit efforts, within a single-season.
 - ♣ Over the last 40 seasons, the only National Leaguers with more multi-hit games, within a single-season, are Lance Johnson (75) in 1996, Hall-of-Famer Tony Gwynn in 1984 (70) and Juan Pierre (70) in 2004.
- Reached base safely in a major league-high 145 games; most within a single-season in the franchise's Modern Era (since 1900).
 - ♣ Hit safely in a major-league high 124 games; bested in the Atlanta-era (since 1966), within a single-season, by Felipe Alou (130) in 1968 and Marquis Grissom (126) in 1996.
- Became the seventh player in MLB history to collect at least 200 hits, 100 RBI, 145 runs and 40 home runs, within a single-season, and the first to do so since Joe DiMaggio in 1937.
 - ♣ The other six players in baseball history to have such a season - DiMaggio, Lou Gehrig, Jimmie Foxx, Chuck Klein, Hack Wilson and Babe Ruth - are all enshrined in the HOF.
- Reached base safely to lead off a game 72 times (53 hits, 17 walks, two HBP).
 - ♣ Came around to score 41 times; most within a single-season in franchise history.
 - ♣ Singled twice in the first, May 28 vs. Philadelphia, giving him 54 hits in the frame in total; establishing a single-season franchise record...Slashed .378/.451/.615 (54-for-143) with a 1.066 OPS.
 - ♣ His .378 batting average was the second-highest first-inning mark - minimum 100 plate appearances, within a single-season, in the franchise's Modern Era (since 1900), behind Buck Jordan (.380) in 1933.
 - ♣ His .451 on-base percentage ranked eighth...Atlanta went 35-18 (.660) when he recorded at least one hit in the first inning.
- Hit eight leadoff home runs, bringing his career total to 34; a Braves franchise record.
- Since RBI became official in 1920, the only player with more RBI from the leadoff spot than Acuña's 106, within a single-season, is Los Angeles' (NL) Mookie Betts (107), also in 2023.
- Hit safely in a career-best, 16 consecutive games, spanning June 17-July 5.
 - ♣ Slashed .379/.468/.697 (25-for-66), with six home runs and three doubles, while posting a 1.165 OPS.
 - ♣ Also had streaks of 14 games, from September 12-30 and 12 games, from May 9-22.
- Posted a 1.024 OPS against right-handed pitchers; highest by a qualified Braves right-handed hitter, within a single-season, since Javy López (1.057) in 2003.
- With 106 RBI, was one of five Braves with at least 95 RBI, alongside Matt Olson (139), Ozzie Albies (109), Ozuna (100) and Riley (97).
 - ♣ Since RBI became official in 1920, matched the record for most players on a team with at least 95 RBI.
 - ♣ The 2023 Braves were the eighth team to do so and the first National League club to accomplish the feat.
 - ♣ It marked the second time four Braves recorded at least 100 RBI in the same season, the other(s): Gary Sheffield (132), Andruw Jones (116), Javy López (109) and Hall-of-Famer Chipper Jones (106) in 2003.
- Along with Olson (54/139) and Ozuna (40/100), formed the third trio of teammates to have such a season (40 HR/100 RBI) in the same year.
 - ♣ Colorado did so in back-to-back years, with Ellis Burks, Vinny Castilla and Andrés Galarraga accomplishing the feat in 1996 and Castilla, Galarraga and Hall-of-Famer Larry Walker in 1997.
- Went 2-for-6 with a stolen base on Opening Day (March 30) at Washington.
 - ♣ Joined Dusty Baker (1973) as the only players in the Atlanta-era (since 1966) to record multiple hits and a stolen base in the season opener.
- Hit a three-run home run, April 3 at St. Louis, off RHP Jake Woodford.
 - ♣ Notched his 300th career RBI in the process.

- Stole second base, twice and third once, April 22 vs. Houston -- setting a career-best for stolen bases within a single-game with three.
 - ✎ The last Brave to do so was Michael Harris II, July 16, 2022 at Washington.
- Stole his 120th career base, April 25 vs. Miami.
 - ✎ With 123 career home runs to that point, he became the fastest player in MLB history, by games played, to eclipse both 120 career home runs and stolen bases, doing so in 538 games.
 - ✎ Former Cincinnati Red, Eric Davis accomplished the feat over his first 559 contests, spanning the 1984-89 seasons.
- Stole his 14th base of the season, May 2 at Miami; most by any player through the club's first 30 games in a season in franchise history.
- Hit a solo home run (7), May 10 vs. Boston, off RHP Brayan Bello...Traveled 470 feet, per Statcast; his longest of the season.
 - ✎ It stands as the fourth-longest home run of his career, including postseason...His longest, a 495-foot blast on September 25, 2020, off RHP Chris Mazza, also came against Boston.
 - ✎ It was the third-longest by a Brave during the 2023 season, behind Travis d'Arnaud's 474-foot shot on June 16 vs. Colorado, off RHP Dinelson Lamet and Austin Riley's 473-foot blast on April 3 at St. Louis, off RHP Jake Woodford.
- Reached base 80 times through the club's first 40 games, through May 14; matching Chipper Jones (2008) for the most by a Braves player through 40 team games over the last 30 seasons.
 - ✎ His 54 hits to that point were the most by a Brave, under the same criteria, since Nick Markakis (56) in 2018.
- Homered in four consecutive games, spanning May 14 at Toronto – May 15-17 at Texas; his longest home run streak of the season.
 - ✎ His career-long streak of five games was done in his Rookie of the Year campaign in 2018 (August 11-14).
- Recorded an extra-base hit in a season-best, five consecutive games from May 14-19.
 - ✎ Had one such streak of greater length in his career, spanning eight games from August 8-14, 2018.
- Picked up his 20th multi-hit game, May 25 vs. Philadelphia (double, single).
 - ✎ His 20 multi-hit efforts were the most by a Brave through 50 team games since Nick Markakis had 23 such games in 2018.
 - ✎ Also, swiped a pair of bases in the contest, bringing his season total to 22; most by a Brave through 50 team games since Otis Nixon (24) in 1991.
- Went 4-for-5 with a triple, May 28 vs. Philadelphia.
 - ✎ Marked his first four-hit effort since August 5, 2022 at New York (NL) and first triple in more than two calendar years, April 12, 2021 vs. Miami.
 - ✎ On the season, he'd add one more four-hit game, August 28 at Colorado – and three more triples, August 4 at Chicago (NL), August 25 at San Francisco and September 21 at Washington.
 - ✎ Matched his single-season career-best in both four-hit games (two, also: 2019 and 2022) and triples (four, also: 2018).
- Reached base safely in 54 of the club's first 60 games, through June 6.
 - ✎ Over the last 20 seasons, Freddie Freeman (55 in 2018) is the only Brave to reach base safely in more games through the club's first 60 contests.
- Totaled a season-high, three extra-base hits – a two run home run off LHP MacKenzie Gore (13) and two doubles, June 10 vs. Washington.
 - ✎ Marked his fifth such game of his career and first since August 15, 2022 at New York (NL).
- Went deep in both ends of a doubleheader, June 14 at Detroit.
 - ✎ Marked the fourth time he's homered in both games of a doubleheader; most among active players.
- Stole his National League-leading 30th base of the season, June 16 vs. Colorado.
 - ✎ Became the first player in MLB history with at least 15 home runs and 30 stolen bases through their club's first 70 games in a season.
- Recorded a stolen base in five consecutive games, spanning June 20, 22 at Philadelphia – June 23-25 at Cincinnati, bring his season total to 35.
 - ✎ Matched the longest such streak in franchise history, done five times previously, including once by Acuña Jr., from July 16-20, 2019.

- Jerry Royster is the only other player in franchise history with multiple five-game stolen base streaks (September 15-18, 1976 and September 11-15, 1979)..
- ✎ Washington's CJ Abrams (July 6-14) and Cincinnati's Elly De La Cruz (June 20-25) were the only players with streaks of equal length during the 2023 season
- Hit his 20th home run of the season (two-run), June 30 vs. Miami, off LHP Steven Okert.
 - ✎ With 37 stolen bases to that point, he became the first player with at least 20 home runs and at least 35 stolen bases before the All-Star break, since the game's inception in 1933.
- Stole a pair of bases, July 2 at Miami, his 38th and 39th of the season – establishing a single-season career-high.
 - ✎ His previous high was set in 2019 when he stole a National League-best 37.
- Named National League Player of the Week for the period ending July 2; the fourth such honor of his career and first since 2021.
 - ✎ Hit .474 (9-for-19); highest among N.L. qualifiers over that span...Led the N.L. with five home runs and four stolen bases... Added one double, seven RBI and nine runs, while posting an OPS of 1.916.
- Stole his 40th base of the season, July 3 at Cleveland.
 - ✎ With 21 home runs and 54 RBI to that point, he became the first player with at least 20 home runs, at least 50 RBI and at least 40 stolen bases before the All-Star break, since the game's inception in 1933.
 - ✎ Also, became the fastest player, by games played, to reach the 20-homer, 40-stolen base marks, within a single-season, in MLB history, doing so in 84 games.
- Over 13 consecutive games, spanning June 20-July 4, he either hit a home run and/or stole a base; the longest such streak in MLB history.
 - ✎ Totaled six home runs and 11 stolen bases during the run.
 - ✎ Surpassed the previous mark of 12 consecutive games, set by Bert Campaneris in 1969, who did so entirely on stolen bases.
- Led off for the National League, started in right field, in the 2023 All-Star Game at Seattle's T-Mobile Park...Went 0-for-2 with a flyout and a strikeout.
- ✎ Received 3,082,600 votes – more than any other MLB player during Phase 1 of the All-Star balloting process, which ended June 22.
- ✎ Marked the third straight year he's led the N.L. in votes.
- ✎ The only other Braves to receive the most votes in the balloting process were Hall-of-Famer Henry Aaron in 1970 and '71 and Dale Murphy in 1985...Overall, it was the fourth All-Star selection of his career, also: 2019 and '21-22.
- Stole his 50th base of the season, July 29 vs. Milwaukee.
 - ✎ With 24 home runs to that point, he became the first player in MLB history with at least 20 home runs and at least 50 stolen bases before August.
 - ✎ Prior to Acuña Jr., last player(s) across the majors with 50 stolen bases in a season were Dee Strange-Gordon (60) and Billy Hamilton (59) in 2017.
- Hit his 25th home run of the season (three-run), August 2 vs. Los Angeles (AL), off RHP Lucas Giolito.
 - ✎ With 51 stolen bases to that point, he became the fastest player in MLB history, by games played, to reach the 25-homer, 50 stolen base marks within a single-season, doing so in 106 games.
 - ✎ Over the last 35 seasons, he's the fourth player to accomplish the feat, joining Barry Bonds (1990), Hall-of-Famer Rickey Henderson (1990) and Hanley Ramirez (2007).
- Recorded three hits in three consecutive games, spanning August 2 vs. Los Angeles (AL) – August 4-5 at Chicago (NL); the longest such streak of his career and the longest by a Brave since Ozzie Albies, from June 23-25, 2018.
- Hit a leadoff home run (26), August 8 at Pittsburgh, off RHP Mitch Keller.
 - ✎ Scored his 33rd first-inning run in the process; establishing a single-season franchise record.
 - ✎ Marked his 100th run scored of the season, becoming the fastest player in franchise history, by games played, to reach the 100-run plateau, within a single-season, doing so in 111 games.

- Went 4-for-5 with a two-run home run (29) off RHP Karl Kauffman and two doubles, August 28 at Colorado.
 - Matched his career-high with five RBI, done twice previously: September 9, 2020 vs. Miami and May 21, 2021 vs. Pittsburgh.
 - Also, stole a pair of bases (60, 61)...Marked his fourth career game with a home run and multiple stolen bases; most by any player in franchise history.
 - Became the first player in franchise history and the ninth player league-wide, in the Live-Ball Era (since 1920), with as many hits, RBI and stolen bases, within a single-game.
 - Became the fourth player, sixth instance, in MLB history with at least 25 home runs and at least 60 stolen bases, within a single-season, joining Hall-of-Famers Joe Morgan, twice (1973, '76) and Rickey Henderson, twice (1986, '90) and former Cincinnati Red, Eric Davis (1986).
- Hit his 30th home run of the season (grand slam), August 31 at Los Angeles (NL), off RHP Lance Lynn.
 - With 61 stolen bases to that point, became the founding member of the 30 home run/60 stolen base club.
 - The longball also marked the 150th of his career – making him the fastest player in MLB history, by games played, to eclipse both 150 career home runs and stolen bases (168), doing so in 647 games.
 - Former Cincinnati Red, Eric Davis accomplished the feat over his first 681 contests, spanning the 1984-90 seasons.
- Hit a solo home run (32), September 2 at Los Angeles (NL), off RHP Emmet Sheehan.
 - Per Statcast, the blast had an exit velocity of 121.2 mph, making it the hardest batted ball by any player during the 2023 season and the third-hardest home run, since tracking began in 2015.
 - New York's (AL) Giancarlo Stanton owns each of the two highest exit velocities on a home run: 121.7 mph and 121.3 mph.
- Scored his 128th run of the season, September 9 vs. Pittsburgh; establishing a single-season career-high.
 - His previous high was set in 2019 when he scored a National League-best 127 runs.
- Scored his 132nd run of the season in the second game of a doubleheader, September 11 at Philadelphia; matching Dale Murphy's Modern Era (since 1900) single-season, franchise record, set in 1983.
 - Broke the record the following day, September 12 at Philadelphia.
- Singled to lead off the game, September 16 at Miami; his 200th hit of the season.
 - Became the sixth Brave, 11th instance, in the Integration Era (since 1947) with at least hits in a season, joining Hall-of-Famer Henry Aaron, three times (1956, '59, '63), Felipe Alou, twice (1966, '68), Ralph Garr, three times (1971, '73-74), Marquis Grissom (1996) and Ender Inciarte (2017).
 - The hit also marked his 50th first-inning hit of the season; establishing a franchise record for hits in the opening frame.
 - The previous mark of 49 was held by Grissom (1996) and Hall-of-Famer Chipper Jones (1999).

2024 MAJOR LEAGUE DEBUTS

The Braves had five players make their MLB debut during the 2024 season...INF Nacho Alvarez Jr. (2022, 5th Rd.), RHP Spencer Schwellenbach (2021, 2nd Rd.) and RHP Hurston Waldrep (2023, 1st Rd. - 24th) were each drafted by the club...RHP Parker Dunshee was selected in the seventh round by Oakland in 2017, while RHP Grant Holmes was selected in the first round (22nd) by Los Angeles-NL in 2014.

Date	Player	Age (Y-D)	Opp.	Notes
5/29	RHP Spencer Schwellenbach	23-364	vs. WSH	GS, 5 IP, 5 H, 3 ER, 5 K, 1 BB, L
6/9	RHP Hurston Waldrep	22-100	at WSH	GS, 3.2 IP, 4 H, 7 ER, 1 K, 4 BB, L
6/16	RHP Grant Holmes	28-086	vs. TB	Rel., 3 IP, 2 H, 0 R, 2 K, 0 BB, ND
7/22	INF Nacho Alvarez Jr.	21-102	vs. CIN	GS 2B, bat. 2nd, 0-for-4, K
8/8	RHP Parker Dunshee	29-178	vs. MIL	Rel., 2.1 IP, 4 H, 5 ER, 3 K, 2 BB, ND

- From September 1 through September 26, he crushed 11 home runs over a 21-game span; tied for his most longballs over a non-overlapping span of that length in his career.

✎ Within that time frame, he hit three leadoff home runs: September 7 vs. St. Louis (33), off RHP Adam Wainwright, September 19 vs. Philadelphia (38), off RHP Cristopher Sánchez and September 22 at Washington, off LHP Patrick Corbin – joining the 40 home run/40 stolen base club on that date.

✎ In two of those contests, he added a second homer to his ledger: September 7 vs. St. Louis (34, solo), off RHP Adam Wainwright and September 19 vs. Philadelphia (39, solo), off RHP Yulimar Díaz -- collecting his 100th RBI in the process.

- Hit his 41st and final home run of the season (two-run), September 26 vs. Chicago (NL), off RHP Javier Assad.

✎ Matched his single-season career-high in home runs, while establishing his single-season career-high RBI (102, 103).

✎ Both of his previous highs were set in 2019 (41 home runs, 101 RBI).

- Stole a pair of bases, September 27 vs. Chicago (NL), his 69th and 70th of the season.

✎ With 41 home runs to that point, became the founding member of the 30 home run/60 stolen base club.

✎ In the same contest, scored the game-winning run on a 10th inning single by Ozzie Albies.

- Stole a pair of bases, September 29 vs. Washington, his 71st and 72nd of the season; matching Otis Nixon's Modern Era (since 1900) single-season, franchise record, set in 1991.

✎ Broke the record the following day, September 30 vs. Washington.

MAJOR LEAGUE NOTES

- Selected to his third career All-Star Game in 2022...Went 1-for-3 with a double off Tampa Bay's LHP Shane Bieber.
- In 2021, played in 82 games before suffering a season-ending ACL tear in his right knee on July 10 at Miami.
 - ✎ Started in the leadoff spot in 80 of his 82 games...Had 24 home runs and 72 runs scored when hitting out of the first position.
- His homer on June 20, 2021 vs. St. Louis was the 100th of his career, doing so in just his 378th career game.
 - ✎ Became the sixth-fastest to 100 homers in MLB history (Ryan Howard, 324 games; Gary Sánchez, 355; Aaron Judge, 371; Ralph Kiner, 376; Joey Gallo, 377).
- Hit 81 home runs before turning 23 years-old; 16th-most in MLB history before a player's 23rd birthday.
 - ✎ Of the 15 players ahead of him, Acuña Jr.'s 1,404 plate appearances were the fewest...Giancarlo Stanton (1,498) was the only other player with fewer than 1,800 plate appearances.
- Was selected to his second All-Star Game in 2021 as one of the three starters in the National League outfield, but was unable to play due to injury.
 - ✎ Became the fifth player in franchise history to make multiple All-Star teams by his age-23 season, joining Hank Aaron, 3; Joe Torre, Eddie Mathews and Brian McCann, 2.
 - ✎ Through July 10, he ranked top-10 in the majors in runs (72, 1st), slugging percentage (.596, 4th), home runs (24, 5th) and extra-base hits (44, T8th).
- In the Braves' record-setting 29-9 win over Miami on 9/9/20, had a single, double, home run, three walks and drove in a single-game career-best five.
 - ✎ Became just the fourth National Leaguer since 1901 to record at least three hits, three walks and five RBI in a game, and the first to do so since Cincinnati's Sean Casey on 5/19/99 at Colorado (4 H, 3 BB, 6 RBI, 5 R).

- Played in his 300th career game on 9/12/20 at Washington...Had 78 home runs and 58 stolen bases at the time of the game.
 - ✦ He's the only player in major-league history to reach 75 home runs and 50 stolen bases by his 300th career game.
- In his first full major-league season, 2019, hit a team-high 41 home runs and led the National League with 37 stolen bases.
- Playing the season at age-21, became just the third player in MLB history to hit 40 home runs in a single-season prior to his 22nd birthday, joining two Hall of Famers in Eddie Mathews, who hit 47 in 1953 as a 21-year-old, and Mel Ott, who had 42 as a 20-year-old in 1929.
 - ✦ Only Ott was younger at the time of his 40th...Acuña Jr. was 21 years, 275 days when he hit his 40th on 9/19 against Philadelphia, while Mathews hit his when he was 21 years, 316 days.
 - ✦ Acuña Jr. was the 12th Braves player (23rd overall) to hit 40 homers in a season.
- Became the second player in MLB history with at least 30 home runs and 30 stolen bases in a season prior to his 22nd birthday
 - ✦ The only other player to do so was Los Angeles' (AL) Mike Trout, who had 30 home runs and 49 stolen bases as a 20-year-old in 2012.
 - ✦ Only three other Braves have gone 30/30 at any age (Ron Gant, 1990 and 1991; Dale Murphy, 1983; Hank Aaron, 1963)...Reached the 30/30 mark in Atlanta's 130th game, the quickest a Braves player has ever accomplished the feat.
- Became the 11th player in Braves history with at least 20 home runs and 20 stolen bases in a season, and the first since 2012, when OF Jason Heyward had 27 homers and 21 steals.
 - ✦ Also had 26 home runs and 16 stolen bases in 2018...He was the sixth player in baseball history, and the first since Los Angeles' (AL) Mike Trout in 2012 and 2013, with two 20-homer/15-steal seasons prior to his 22nd birthday.
- Led the National League in runs scored (127); tied for third most in a single season in franchise modern-era history (since 1900), trailing Dale Murphy (131 in 1983) and Rafael Furcal (130 in 2003)...Hank Aaron also scored 127 in 1962.
 - ✦ Acuña Jr. was the first Braves player to lead the NL in runs scored since 1985, when Dale Murphy scored 118.
- Finished the 2019 campaign with 101 RBI...He reached the 100-RBI mark at 21 years, 276 days, the 14th-youngest player in baseball history to reach 100 RBI in a season...Hall-of-Famers Al Kaline and Mel Ott each had two of these seasons.
- Had a career-best 32-game on-base streak, from 6/19-7/28/19, hitting .290/388/496 over the stretch with eight home runs and 15 RBI.
- Began the 2019 season primarily hitting out of the No. 4 spot...Permanently moved to the leadoff spot on 5/10, where he hit out of the rest of the season and all of 2020.
 - ✦ Hit 34 home runs and recorded 78 RBI from the spot of the lineup in 2019, establishing franchise single-season records – which he has since surpassed.
 - ✦ Hit eight leadoff home runs; establishing the single-season franchise record, passing the previous mark of seven, set by Marquis Grissom in 1996...Had seven the year prior, 2018, the second most in the NL that season behind Los Angeles' Joc Pederson (9).
 - ✦ Playing those seasons at ages 20 and 21, his 15 leadoff homers between the seasons were 10 more than any other player in history before turning 22...Los Angeles' (AL) Mike Trout had five.
- Selected to his first career All-Star Game in 2019 and started in center field for the National League.
 - ✦ He was 21 years, 203 days old on the day of the game, making him the youngest Braves player to start an All-Star Game and the third youngest player in franchise history to earn a selection (Hank Aaron in 1955 and Ozzie Albies in 2018).
 - ✦ Participated in the T-Mobile Home Run Derby that week...Defeated Pittsburgh's Josh Bell in the first round, hitting 25 home runs to Bell's 18...Lost in the second round to eventual champion Pete Alonso...The first baseman hit 20 home runs, while Acuña Jr. hit 19.

- Won his first Silver Slugger Award in 2019 – his age-21 season.
 - ✎ Since the award was first presented in 1980, he's one of three National League players to earn the honors in their age-21 season-or-younger, joining St. Louis' third baseman Albert Pujols (2001, age-21) and Los Angeles' pitcher Fernando Valenzuela (1981, age-20).
 - ✎ Teammate Ozzie Albies, 22, also received a Silver Slugger in 2019...Acuña Jr. and Albies were the first teammates age-22 or younger to win Silver Slugger Awards in the same season.
- He's one of 18 players in the modern era with two 20-homer seasons before his 22nd birthday
 - ✎ Of the 17 prior, seven hit 500 home runs (Mel Ott, Ted Williams, Mickey Mantle, Eddie Mathews, Frank Robinson, Ken Griffey Jr. and Alex Rodríguez), while eight are in the National Baseball Hall of Fame (Ott, Williams, Mantle, Mathews, Robinson, Griffey Jr., Al Kaline and Orlando Cepeda).
- Hit his 50th career home run, July 21, 2019 vs. Washington.
 - ✎ He was 21 years, 215 days old at the time of the homer; the fourth-youngest player in baseball history to reach that milestone.
 - ✎ The three younger were Mel Ott, Tony Conigliaro and fellow Braves outfielder Andruw Jones.
- Hit his 60th career home run on 8/13/19, becoming the sixth player in baseball history to hit that many home runs prior to turning 22.
 - ✎ Joined Mel Ott (86), Tony Conigliaro (84), Eddie Mathews (72), Frank Robinson (60) and Ken Griffey Jr. (60).
- He's the only player in MLB history to have two home run streaks of at least four games before his 22nd birthday.
 - ✎ He first did so in five straight, from 8/11-14/18, to tie the franchise modern-era record for most consecutive games with a homer...He also did so from 8/6-9/19, when he homered in four straight.
- Named the 2018 National League Jackie Robinson Rookie of the Year...Earned 27-of-30 first-place votes.
 - ✎ Became the eighth Brave to win the award – which was first presented in 1947; and to both leagues beginning in 1949, following Alvin Dark (1948), Samuel Jethroe (1950), Earl Williams (1971), Bob Horner (1978), David Justice (1990), Rafael Furcal (2000) and Craig Kimbrel (2011).
 - ✎ Michael Harris II has since become the ninth player in franchise history to earn the honors (2022).
- Became the fifth player in baseball history to reach 26 homers in a season prior to his 21st birthday.
 - ✎ Joined Hall-of-Famers Mel Ott (42 in 1929) and Frank Robinson (34 in 1956), Tony Conigliaro (32 in 1965) and Hall-of-Famer Al Kaline (27 in 1955).
- Hit a leadoff homer in three straight games, all against Miami in August 2018...Brady Anderson, four straight (4/18-21/96) is the only other player such a streak of as many games.
 - ✎ Acuña Jr.'s streak ended on 8/15, after he was hit with the first pitch by the Marlins' José Ureña.
 - ✎ The streak began on 8/13, when he hit leadoff homers in both ends of a doubleheader...He is only the fourth player in history to accomplish that, including the first in the National League...The others to do so were Anderson and Hall-of-Famers Rickey Henderson (1993) and Harry Hooper (1913).
- Named the NL Rookie of the Month in August 2018, after becoming the first NL rookie over the previous 110 seasons to collect at least 39 hits and 11 home runs in a calendar month...Hit .336/.405/.698 (39-for-116) with 11 home runs, 21 RBI and six stolen bases in 30 games.

- Made his major-league debut on 4/25/18 at Cincinnati, at 20 years, 128 days...He became the youngest position player to debut for Atlanta since Wilson Betemit in 2001 (19 years, 320 days)...Entered the season as MLB.com's overall No. 2 prospect.
 - ✎ Hit his first career homer in his second game, off the Reds' Homer Bailey...At 20 years, 129 days, was the youngest player to homer for the Braves since Andruw Jones, who also did so against Cincinnati in 1997 (20 years, 122 days).
 - ✎ 2B Ozzie Albies (21 years, 110 days) also homered in the game...By combined age, Albies and Acuña Jr. were 41 years, 238 days old...The last major league duo younger by combined age to homer in the same game was Ricky Seilheimer (19 years, 331 days) and Harold Baines (21 years, 133 days) for the White Sox on 7/26/80...Seilheimer and Baines were 41 years, 99 days.
- Hit a two-run homer in the 11th inning on 7/3/18 at New York-AL to give Atlanta the 5-3 win... With his game-winning homer, became the only player to hit a game-winning extra-inning home run at Yankee Stadium prior to his 21st birthday.
- Led off in the starting lineup for the first time in his career on 7/20/18 at Washington in the first game out of the All-Star break...Went 3-for-4, while hitting a home run and robbing one in the fifth inning...Also stole two bases, and at 20 years, 214 days, became the youngest player in baseball's modern era (since 1900) to homer and steal two bases in the same game.
- Following his rookie season in 2018, was named to the MLB team that played in the 2018 Japan All-Star Series in November...Played in five games and went 5-for-24 (.208) with a home run.
- Tabbed by Baseball America as the No. 67 prospect pre-2017 and No. 1 pre-2018... MiLB Pipeline.com rated him No. 2 pre-2018... Ranked No. 31 pre-2017 and No. 1 pre-2018 – according to Baseball Prospectus.
 - ✎ Played in 17 games with Triple-A Gwinnett before having his contract selected and making his major-league debut on 4/25.
- Named *Baseball America* and *USA Today's* Minor League Player of the Year in 2017...Also tabbed by MLB.com as the Hitting Prospect of the Year and by the Braves as the organizational Player of the Year.
- In 2017, at age-19, played across three levels of Atlanta's farm system, hitting a combined .325/.374/.522 with a minor-league-best 181 hits in 139 games.
 - ✎ Began the season with High-A Florida, before earning promotions to Double-A Mississippi and Triple-A Gwinnett.
 - ✎ Was a Mid-Season All-Star with the M-Braves, and was MiLB's International League Player of the Month for August with the Stripers.
 - ✎ From his arrival in Gwinnett on July 13 through the end of the season, ranked among International League leaders in runs (38, 1st), hits (76, 1st), stolen bases (11, 4th) and RBI (33, 4th).
- Played for the World Team in the SiriusXM All-Star Futures Game at Marlins Park in Miami.
 - ✎ Started in center field.
- Following the season, became the youngest player to be named the Arizona Fall League MVP.
 - ✎ Appeared in 23 games with the Peoria Javelinas and batted .325/.414/.639 (27-for-83) with a league-best seven home runs, 12 extra-base hits, 53 total bases and 22 runs scored...Also selected to the AFL's Rising Stars and All-Prospect teams.
- In 2016, his second professional season, helped Single-A Rome win the South Atlantic League Championship after recording three extra-base hits and driving in three in seven postseason games.
 - ✎ Missed over three months of the regular season with a thumb injury.
- Made his professional debut in 2015 with the Braves rookie-level affiliate in the Gulf Coast League.

MINOR LEAGUE NOTES

- **Awards:** 2017 Futures Game Selection (Atlanta)...2017 Braves Organizational Player of the Year...2017 USA Today Minor League Player of the Year... 2017 Baseball America Minor League Player of the Year...2017 MiLB.com Organization All-Star...2017 Baseball America Minor League All-Star...2017 Southern League Mid-Season All-Star...2017 MiLB Pipeline.com Hitter of the Year...2017 MiLB.com Staff Choice for Breakout Prospect...International League Player of the Month (August 2017)...International League Player of the Week (8/20/17)...2x Southern League Player of the Week (5/14/17 and 5/28/17)...2017 Arizona Fall League Most Valuable Player (Peoria)...2017 AFL Rising Stars (Peoria)...2017 AFL All-Prospect Team (Peoria)... AFL Player of the Week (10/28/17).

PERSONAL

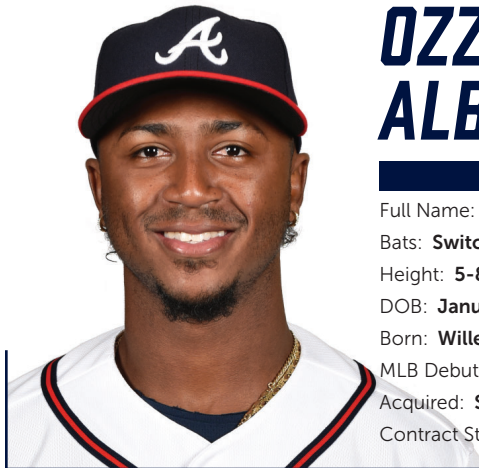
- Ronald is married to his wife, Maria...The couple has two sons, Ronald and Jamal.
 - ✎ Jamal is named after former Atlanta Hawks guard, Jamal Crawford...His middle name, Mitchell, is an ode to Donovan Mitchell Sr., who coached Ronald's father, Ron, in the Mets' minor league system...Mitchell's son, of the same name, currently plays for the Cleveland Cavaliers.
- His brother, Luisangel, an infielder in the New York Mets organization, appeared in 14 games with the big league club. during his debut season in 2024.
 - ✎ Luisangel, born March 12, 2002, completed his first professional season in 2019, earning *Baseball America* DSL All-Star honors.
- His brother, Bryan, born August 11, 2005, signed with the Minnesota Twins organization as an infielder in January 2021.
- His father, Ron, was an outfielder in the minor leagues for three different organizations (New York-NL from 1999-2004, Toronto in 2005 and Milwaukee in 2006).
- His grandfather, Rosmaldo "Romo" Blanco, was a pitcher the Houston Astros organization.
- Four cousins; RHP Vicente Campos (2016), INF Alcides Escobar (2008-18, 21-22), LHP Edwin Escobar (2014, '16) and RHP Kelvim Escobar (1997-07, '09), as well as his uncle, INF José Escobar (1991) have played in the majors.

TRANSACTIONS

- Signed by the Atlanta Braves as a non-drafted free agent on July 2, 2014...Signed by Rolando Petit.
- On Atlanta's injured list (left knee sprain and lower back contusion) from May 28 to June 28, 2018; included a rehabilitation assignment with Triple-A Gwinnett.
- Signed an eight-year, \$100 million contract extension with the Atlanta Braves on April 2, 2019...The deal includes club options for 2027 (\$17M, \$10M buyout) and 2028 (\$17M).
- On Atlanta's injured list (left wrist inflammation) from August 12 to August 25, 2020.
- On Atlanta's injured list (torn right ACL) from July 11, 2021 through the end of the season.
- On Atlanta's injured list (recovery from torn right ACL) from April 4 to April 28, 2022; included a rehabilitation assignment with Triple-A Gwinnett
- On Atlanta's injured list (torn left ACL) from May 27, 2024 through the end of the regular season.

2024 STARTS BY BATTING ORDER

- 1: Acuña Jr. - 49, Harris II - 48, Kelenic - 39, Soler - 13, Albies - 6, Merrifield - 6, Duvall - 1
- 2: Albies - 86, Riley - 37, Soler - 23, Harris II - 5, Merrifield - 4, Arcia - 3, Alvarez Jr. - 2, Laureano - 1, d'Arnaud, - 1
- 3: Ozuna - 110, Riley - 52
- 4: Olson - 160, Ozuna - 2
- 5: Ozuna - 50, d'Arnaud - 26, Riley - 21, Arcia - 16, Laureano - 13, Soler - 10, Murphy - 10 Duvall - 7, Albies - 7, Olson - 2
- 6: Duvall - 34, d'Arnaud - 26, Arcia - 23, Harris II - 22, Murphy - 17, Laureano - 17, Rosario - 11, Kelenic - 8, Merrifield - 4
- 7: Harris II - 30, Arcia - 30, Murphy - 20, Duvall - 20, Kelenic - 18, Rosario - 12, Laureano - 9, d'Arnaud - 8, Urshela - 7, Alvarez Jr. - 2, Merrifield - 2, Short - 2, Wall - 2
- 8: Arcia - 36, Kelenic - 22, Urshela - 20, Murphy - 20, d'Arnaud - 16, Laureano - 11, Duvall - 11, Wall - 8, Harris II - 4, Merrifield - 4, Tromp - 4, Alvarez Jr. 2, Anderson - 1, Biggio - 1, Guillorme - 1, Short - 1
- 9: Arcia - 48, Kelenic - 23, Merrifield - 20, Short - 14, Williams - 13, Tromp - 12, Urshela - 9, Guillorme - 5, White - 5, Fletcher - 3, Laureano - 3, Alvarez Jr. - 2, d'Arnaud - 2, Anderson - 1, Duvall - 1, Martínez - 1



OZZIE ALBIES

1

INFIELDER

Full Name: **Ozhaino Jurdy Jiandro Albies**
Bats: **Switch** Throws: **Right**
Height: **5-8** Weight: **165**
DOB: **January 7, 1997** Opening Day Age: **28**
Born: **Willemstad, Curacao** Resides: **Marietta, GA**
MLB Debut: **August 1, 2017** MLB Service Time: **7.062**
Acquired: **Signed as a non-drafted free agent, July 2, 2013**
Contract Status: **Signed through 2025 (club options for 2026 & 2027)**

NOTES TO KNOW

- **Braves Modern Era (since 1900) Franchise Ranks:**
 - Most home runs (141), doubles (212), triples (31), extra-base hits (384), RBI (508), runs (549), stolen bases (84) and total bases (1,637) as a second baseman.
 - Ranks second to Glenn Hubbard (981) in hits (940)...Third in games (868), behind Hubbard (1,180) and Mark Lemke (934).
- His three All-Star selections (2018, '21, '23) and two Silver Slugger Awards (2019, '21) are the most by a second baseman in franchise history...The first All-Star Game was played in 1933, while the Silver Slugger Award was first presented in 1980.
- **Braves Modern Era Single-Season Ranks:**
 - Tied for ninth in doubles (43, 2019).
- He's currently the club's longest tenured player, having made his MLB debut, August 1, 2017 vs. Los Angeles (NL).
- Following Atlanta's run of 14 consecutive division titles from 1991-2005 (excl. strike-shortened '94), he's appeared in the most postseason games (43) of any Brave.
- Since his first full season in 2018, he ranks second among primary second basemen (min. 50% of games played) in RBI (480), doubles (203); third in runs (515) and extra-base hits (364); tied for fourth in home runs (133); fifth in hits (879).
- Each of his 141 career home runs have come while playing second base.
 - Houston's Jose Altuve (226) is the only active player with more home runs while playing the position.

CAREER HIGHS

Most Runs
4, 6/30/21, ATL vs. NYM

Most Hits
5, 6/30/21, ATL vs. NYM

Most Doubles
3, 7/6/19, ATL vs. MIA

Most Triples
1, 31x, last: 6/18/24, ATL vs. DET

Most Home Runs
2, 9x, last: 7/4/23, ATL at CLE

Most RBI
7, 6/30/21, ATL vs. NYM

Most Walks
3, 3x, last: 4/29/22, ATL at TEX

Most Stolen Bases
2, 3x, last: 6/22/21, ATL at NYM

Longest Hitting Streak
15 games, 4/7-5/3/24

- Owns a career slash line of .336/.362/.564 (302-for-899) in 947 plate appearances vs. LHP.
 - His .336 batting average is the highest among active players (min. 500 plate app.), while his .564 slugging percentage ranks seventh.

- Since the start of the 2023 season, his 41 RBI in March/April (18 in '24) are tied fifth-most in the majors and rank second among National Leaguers to Philadelphia's Alec Bohm (51).
- Owns a career .304 batting average (107-for-352) against Washington; fourth-highest by a Brave (min. 250 plate app.), against the club – est. 1969.
 - Trails Rafael Furcal (.317), Freddie Freeman (.315) and Martin Prado (.305).
- He's hit 21 home runs in 94 career games against New York (NL); his most against a single opponent.
- Owns a career 80.8% stolen base success rate (84-for-104); highest by a Brave (min. 80 att.) since the National League first began tracking stolen bases in 1951.
- Playing the final year of a seven-year, \$35 million extension (2019-25) he signed on April 11, 2019... The deal includes club options for 2026 (\$7M, \$4 M buyout) and 2027 (\$7M)...Originally signed with Atlanta as an amateur free agent from Curaçao on July 2, 2013.

MAJOR LEAGUE AWARDS

- 2021 World Series champion (Atlanta).
- 3x NL All-Star (2018, '21, '23).
- 2x NL Silver Slugger (2019, 21; 2B).
- 2x All-MLB Second Team (2021, '23; 2B).
- 2021 MLBPA Heart and Hustle Award.
- 2021 MLBPA Braves Heart and Hustle Award.
- NL Player of the Week (7/4/21).
- MLB Play of the Week (7/2/23).

POSTSEASON

- He's slashed .250/.304/.333 (42-for-168), with three home runs, five doubles, 10 RBI, 24 runs and six stolen bases in 43 career postseason games across 10 series, all with Atlanta (2018-21, '23-24).
 - Was not included on the club's postseason roster in 2022 (fractured right pinky finger).
- **Braves Franchise Postseason Ranks:**
 - Tied for sixth in runs (24); eighth in hits (42); tied for 10th in walks (14).
- During the 2021 postseason, he notched an 11-game hitting streak from NLDS Game 2 at MIL – WS Game 2 at HOU.
 - It's tied for the third-longest postseason hitting streak in franchise history, along with Mark Lemke (1996), while trailing Marquis Grissom (15 games, 1995-96).

- Within the streak, he hit .304 (14-for-46) with three doubles and nine runs scored... Also stole three bases during the stretch.
- Recorded at least one hit and one run in eight straight games from NLDS Game 4 vs. MIL – WS Game 1 at HOU.
 - It's tied for the third-longest postseason streak of its kind in MLB history, along with Hall-of-Famer Fred McGriff (1995), while trailing Hall-of-Famer Babe Ruth (1927-32) and Carlos Beltrán (2004) who each had nine-game streaks.
- In 2020, he was Atlanta's starting second baseman for each of the club's 12 postseason games, slashing .277/.327/.447 (13-for-47) with two home runs, four RBI and eight runs.
- Doubled in NLDS Game 3 at MIA, before hitting a home run in the ninth inning in each of the first two games of the NLCS at LAD (two-run, solo).
 - Matched the longest extra-base hit streak in MLB postseason history for a player age-23-or-younger...Charlie Keller (1939) and Evan Longoria (2008) also accomplished the feat.
- His two-run shot in NLCS Game 1 at LAD, off LHP Jake McGee capped a four-run ninth inning... Austin Riley homered to start the frame.
 - Riley (23 years, 193 days) and Albies (23 years, 279 days) became the first pair of teammates in postseason history, age-23-or-younger, to homer in the same inning.
- Ran a seven-game hitting streak over two postseasons from 2019 NLDS Game 2 vs. St. Louis – 2020 NLDS Game 1 at MIA.
 - It's tied for the second-longest postseason hitting streak in franchise history, by a player age-23-or-younger, behind Hall-of-Famer Chipper Jones (eight games, 1995).

2024

- Listed No. 66 on MLB Network's "Top 100 Players Right Now" list...Was unranked, entering 2023.
- 28-year-old Ozzie Albies completed his eighth major league season (all with Atlanta), posting a slash line of .251/.303/.404 (100-for-399) in 99 games.
 - He hit 10 home runs, 29 doubles and one triple, while recording 53 RBI and 52 runs...Went eight-for-nine in stolen base attempts.
 - Notched the longest hitting streak (15) of his career.

- Made his seventh career Opening Day roster (2018-24), all with Atlanta...His seven Opening Day starts at second base trail Glenn Hubbard, eight (1979, '81-87), for the most Opening Day starts at the position in franchise history.
 - ✎ In the 2024 season opener, March 29 at Philadelphia, he became the 14th player in the franchise's Modern Era (since 1900) with as many as seven consecutive Opening Day starts, regardless of position.
- Started 99 of the club's games at second base.
 - ✎ Was placed on the injured list, twice... Missed eight games (April 16-24) with a fractured great big toe...Did not require a rehabilitation stint.
 - ✎ Missed 55 games with a fractured left wrist (July 22-September 19)...Included a two-game rehab stint with Triple-A Gwinnett (4-for-8, .500).
 - ✎ Prior fracturing his left wrist, he started 90 of the club's first 98 games at second base.
- Upon returning from the injured list on September 20, he started at second base in each of the club's final eight regular season games, while batting exclusively right-handed.
 - ✎ Hit .212 (7-for-33) with two home runs, one double, seven RBI and five runs... Both of his longballs came off RHP, while batting right-handed.
 - ✎ Hit three previous career home runs off RHP, while batting right-handed – with two coming off position players.
- Started at second base in Games 1 and 2 of the Wild Card Series at San Diego.
 - ✎ Went 1-for-8, with a stolen base.
- Scored his 500th career run, March 30 at Philadelphia.
 - ✎ He's the first primary second baseman (min. 50% of games played) in the franchise's Modern Era (since 1900) to reach the milestone.
- Notched a career-long 15-game hitting streak, spanning April 7-May 3.
 - ✎ Batted .349 (22-for-63), with eight doubles, 11 RBI and 10 runs.
 - ✎ Within the streak, recorded four consecutive multi-hit games (April 8-12); one game shy of his career-long streak, done twice previously: April 10-16, 2018 and June 22-26, 2018.
- Collected a season-high four hits, including pair of doubles, July 13 at Baltimore.
 - ✎ Recorded multiple extra-base hits in four games – three of which were in June: 4 at Boston, 13 at Baltimore and 21 at New York (AL)...Secured his last on the final day of the regular season, September 30 (1) vs. New York (NL).
 - ✎ During the club's three-city, nine-game road trip through Boston (June 4-5), Washington (June 6-9) and Baltimore (June 11-13), six of his 10 hits went for extra-bases.
- Homered in four consecutive games against Philadelphia, covering two series from March 30-July 6; the longest such streak by a Brave since Brian McCann (6, 2012).
 - ✎ Per Statcast, his shot on July 6 off LHP Ranger Suárez had an exit velocity of 113.7 mph; the hardest-hit batted ball of his eight-year MLB career.
- Hit 27 doubles prior to the All-Star break.
 - ✎ Since the inception of the All-Star Game, it's tied for the sixth-most by a Brave, behind his own total of 29 in 2018.
- Delivered a walk-off sacrifice fly in the 10th inning, July 20 (G1) vs. St. Louis; the seventh walk-off RBI of his career and fourth since the start of the 2023 season.
 - ✎ Over that span, he's tied for the major league-lead in that regard, along with six other players.
- Prior to being placed on the injured list for the second time (through play on July 21), his 28 doubles were tied for third-most in the majors, along with Oakland's J.J. Bleday and Colorado's Ezequiel Tovar, while trailing Philadelphia's Alec Bohm (33) and Boston's Jarren Duran (30).
 - ✎ His 25 multi-hit games ranked second on the club to Marcell Ozuna (31).
- Hit a two-run home run and later cleared the bases with a go-ahead, three-run double in the eighth inning, September 30 (G1) vs. New York (NL).
 - ✎ Established his season-high with five RBI; his fifth career game with at least five RBI – three of which have come against New York (NL), also: June 30, 2021 (career-high, 7) and August 12, 2023 (6).

2023

- **Awards:** National League All-Star...All-MLB Second Team (2B)...MLB Play of the Week (7/2/23)... Placed 16th in NL MVP voting.
- **MLB Ranks:** RBI (T-4th, 109).
- **NL Ranks:** Slugging percentage (9th, .513), extra-base hits (T-9th, 68).
- Made sixth career Opening Day roster.
- Started 148 of Atlanta's games during the regular season; all at second base.
 - ✎ Started each of the club's first 117 games at second base from Opening Day (March 30) through August 13.
- Started at second base in each of the club's four postseason games.
 - ✎ In Game 2 of the NLDS, he broke up RHP Zach Wheeler's no-hit bid (5.2) with a single... Ronald Acuña Jr. came around to score Atlanta's first run of the series on the play – as a result of an error by Philadelphia's Trea Turner.
 - ✎ Hit safely in three of the four postseason games.
- Led all qualified second basemen in home runs (33), RBI (109) and slugging percentage (.513); ranked second in total bases (306), extra-base hits (68) and OPS (.849); third in runs (96).
- Led MLB qualifiers with a .391 batting average (50-for-128) against left-handed pitching.
 - ✎ The last Brave to fare as well against left-handers, with as many plate appearances (133), within a single-season, was Matt Diaz (.412) in 2009.
- He was one of three players with multiple games with at least four hits, while homering and stealing a base within the game, along with Arizona's Corbin Carroll and Kansas City's Bobby Witt Jr.
 - ✎ The last Brave with multiple such games, within a single-season, was Kenny Lofton, twice, April 16, 1997 at Arizona and April 18, 1997 at Colorado.
- Since 2000, the only primary, National League, second basemen to record more RBI, within a single-season, are Jeff Kent (125) in 2000 and Javier Báez, then of Chicago (NL), with 111 in 2018.
 - With 109 RBI, was one of five Braves with at least 95 RBI, alongside Matt Olson (139), Ronald Acuña Jr. (106), Marcell Ozuna (100) and Austin Riley (97).
 - ✎ Since RBI became official in 1920, matched the record for most players on a team with at least 95 RBI...The 2023 Braves were the eighth team to do so and the first National League club to accomplish the feat.
 - ✎ It marked the second time four Braves recorded at least 100 RBI in the same season, the other(s): Gary Sheffield (132), Andruw Jones (116), Javy López (109) and Hall-of-Famer Chipper Jones (106) in 2003.
 - He's one of seven primary second basemen in MLB history with multiple 30 home run/100 RBI seasons (also: 2021), and the second to debut in the 21st century, along with Chase Utley (2006, '08).
 - Hit his 100th career home run (two-run), April 11 vs. Cincinnati, off RHP Luis Cessa.
 - ✎ Became the 25th player, all-time, to hit 100 home runs with the Braves; the first primary second baseman to do so.
 - ✎ Austin Riley hit the 100th home run of his career, April 14 at Kansas City, while Travis d'Arnaud hit the 100th of his career, June 16 vs. Colorado.
 - ✎ The trio became the second grouping of three Braves teammates to each hit their 100th career home run, within the same season, since Hall-of-Famer Henry Aaron, Del Crandall and Joe Adcock did so in 1957 for Milwaukee.
 - Over a four-game stretch, beginning in the second game of a doubleheader, May 1 at New York (NL) – May 2-4 at Miami, seven of his 10 hits went for extra-bases (two home runs, five doubles).
 - ✎ Matched the most extra-base hits over any four-game span of his career, also: April 10-14, 2018.
 - ✎ His three extra-base hits (solo home run, two doubles) on May 3 at Miami matched his single-game high, done three times previously: June 25, 2018 vs. Cincinnati, July 6, 2019 vs. Miami and July 26, 2020 at New York (NL).
 - Hit his 10th home run of the season, May 14 at Toronto, LHP Yusei Kikuchi.
 - ✎ Became the first middle-infielder to reach the 10-homer mark during the 2023 season.

✎ Since 2017, he's the only second baseman with 10 home runs through his team's first 40 games of a season, having done so twice (also: 2018).

✎ No other middle-infielder has accomplished the feat in Braves franchise history.

- Drove home the winning run in each of the Braves last three walk-off wins: sac fly – May 24 vs. Los Angeles (NL), three-run home run – June 8 vs. New York (NL) and single – September 27 vs. Chicago (NL).

✎ Had three career walk-off RBI, entering the 2023 season.

- Hit his 20th home run of the season (two-run), July 2 vs. Miami, off RHP Sandy Alcántara.

✎ Marked the second time he's hit 20 home runs before the All-Star break, also: 2018 (20).

✎ He's one of two second basemen in franchise history with at least 20 home runs prior to the break, the other: Davey Johnson (23) in 1973.

✎ Finished with 22 home runs before the break... Over the last 15 seasons, the only second basemen with more home runs before the break were Chase Utley (25) and Dan Uggla (23), both in 2008.

- Named a reserve for National League in the 2023 All-Star Game, July 11 at Seattle's T-Mobile Park; his third career selection.

✎ Matched Félix Millán (1969-71) for the most by a second baseman in Braves franchise history.

✎ Entered the game as defensive replacement, going hitless in two plate appearances.

✎ Along with first baseman Matt Olson, third baseman Austin Riley and shortstop Orlando Arcia, it marked the first time the club's entire infield was selected as All-Stars.

✎ The group manned the field together in the bottom of the fifth inning.

- Hit a go-ahead, three-run home run in the eighth inning, July 23 at Milwaukee; his first home run of the second-half, snapping a 12-game homerless drought.

✎ Marked the second go-ahead home run in the eighth inning-or-later of his seven-year MLB career, the other: June 8, 2023 vs. New York (NL).

- Tallied his 75th and 76th RBI of the season, August 2 vs. Los Angeles (AL) – the club's 106th game of the season.

✎ Since RBI became official in 1920, the only other primary middle-infielder in franchise history to reach 75 RBI in fewer games is Hall-of-Famer Rogers Hornsby, who did so in the 104th game of the 1928 season for the Boston Braves.

- Hit a solo home run, August 5 at Chicago (NL), off RHP Javier Assad; his 25th of the season.

✎ Became the fourth Brave to reach the 25-homer plateau during the 2023 season, joining Matt Olson, Austin Riley and Ronald Acuña Jr.

✎ Matched the franchise record for most players with 25 home runs, within a single-season, done six times previously - most recently in 2021.

- Hit safely in a season-best 12 straight games, spanning August 1-August 12.

✎ Marked the second-longest hitting streak of his seven-year MLB career, behind a 13-game run, September 2-15, 2017.

✎ Slashed .364/.400/.673 (20-for-55) during the streak, with four home runs, three doubles and one triple...Posted a 1.073 OPS.

•

- Hit safely in a season-best 12 straight games, spanning August 1-August 12.

✎ Marked the second-longest hitting streak of his seven-year MLB career, behind a 13-game run, September 2-15, 2017.

- On Atlanta's 10-day Injured List (strained left hamstring) from August 15 (retro. August 14) to August 28, 2023, missing 12 games...Did not require a rehabilitation assignment.

- Matched his career-high, set in 2021, with his 30th home run of the season (two-run), September 16 at Miami, off RHP Bryan Hoening.

✎ Became the 14th primary second baseman in MLB history with multiple 30-homer seasons (also: 2021).

✎ The only other active second baseman of that group is Houston's José Altuve, twice (2019, '21).

- Established his career-high, hitting his 31st home run of the season (solo), September 18 vs. Philadelphia, off RHP Zack Wheeler.

- Eclipsed the 100-RBI mark for the second time in his career (2021), September 21 at Washington.
 - Became the seventh primary second baseman in MLB history with multiple such seasons and the second to debut in the 21st century, joining Chase Utley (2006, '08).
- Hit his 33rd and final home run of the season (solo), in the first inning, September 27 vs. Chicago (NL), off Jameson Taillon.
 - Marked Atlanta's 46th first-inning homer, matching Cincinnati in 2019, for the most by any club in the opening frame, within a single-season, in MLB history.
 - Later, tied the game with an RBI-single in the eighth inning – before registering his sixth career walk-off RBI and third of the season in the 10th (RBI-single).
- In the Modern Era (since 1900), he's one of seven middle infielders to hit at least 90 home runs before turning 25 (through 2021).
- From his debut in 2017 through 2021, he amassed 613 hits, through 560 career games.
 - It was the fifth most hits in the NL in that time, trailing Freddie Freeman (684), Trea Turner (643), Charlie Blackmon (642) and Nolan Arenado (615).
- From 2018 through 2021, he logged 155 multi-hit games; sixth-most in the National League.
- Totaled 50 career three-hit games before turning 25 (through 2021).
 - Hall-of-Famer Henry Aaron (72), Freddie Freeman (57) and Andruw Jones (52) are the only players in franchise history with more such efforts prior to their 25th birthday.
- Named the NL Player of the Week for the period of 6/28-7/4/21... Marked his first career weekly award.
 - In six games, he was tied for the MLB lead with 10 hits and recorded 13 RBI.
 - On June 30 vs. New York (NL), he logged the second five-hit, seven-RBI game in Braves history.
- Hit his 80th career home run, August 12, 2021 vs. Cincinnati, off RHP Jeff Hoffman.
 - Surpassed Dan Uggla (79) for the most home runs by a second baseman in franchise history
- From September 3-7, he homered in four straight games – his second four-game home run streak of the season.
 - Hall-of-Famer Hank Aaron was the last Brave with multiple home run streaks of at least four games, within a single-season, doing so in the club's inaugural season in Atlanta in 1966.
- On September 22, he became the youngest second baseman with at least 30 home runs and 100 RBI – since RBI became an official statistic in 1920.
 - Over that same span, he became the first Atlanta middle infielder (min. 75% of games) to reach the 100-RBI plateau.
- Logged 35 games with multiple extra-base hits, prior to his 24th birthday (through 2020).
 - Hall-of-Famer Eddie Mathews (47) and Andruw Jones (46) are the only players in franchise history with more.

MAJOR LEAGUE NOTES

- In 2021, he finished the season with 30 home runs, 106 RBI and 103 runs; the only National Leaguer to reach the 30/100/100 threshold, compared to seven American Leaguers.
 - At 5-foot-8, he was the second-shortest player in baseball history with a 30/100/100 season, trailing only 5-foot-6 Hall-of-Famer Hack Wilson (1927, '29-'30).
- Through 2024, he's one of seven players, 12 instances, in franchise history with at least 30 home runs, 100 RBI, 100 runs and 20 stolen bases, within a single-season (2021).
 - Hall-of-Famer Chipper Jones (1999) is the only other primary infielder to accomplish the feat.
- Hit 30 home runs, 40 doubles and seven triples.
 - Became the 10th player in MLB history with three seasons of at least 20 home runs, 40 doubles and five triples, joining Hall-of-Famers Stan Musial (6), Lou Gehrig (6), Rogers Hornsby (6), Hank Greenberg (5) and Chuck Klein (4), Mookie Betts (3), Hall-of-Famers Ted Williams and Al Simmons, each with three.
- Earned his second career All-Star selection (also: 2018), becoming the second Braves second baseman with multiple All-Star selections, along with Felix Millan (1969, '71).
 - Since the inception of the All-Star Game in 1933, he became the 11th player and first Brave to reach 15 home runs, 25 doubles and five triples prior to the break.

- Collected his 200th career RBI, September 18, 2020 at New York (NL).
 - At age 23, he became the 25th middle infielder in history to reach the 200-RBI milestone prior to his 24th birthday.
- Signed a seven-year, \$35 million contract extension on April 11, 2019, that keeps him under control through the 2025 season...The deal also contains club options for 2026 and 2027.
- In 2019, he led all qualified National League second baseman in batting average (.295) and slugging percentage (.500).
 - Won his first career Silver Slugger Award, becoming the first Braves second baseman to win the award since its inception in 1980.
 - Teammate Ronald Acuña Jr. also won a Silver Slugger award in 2019...Albies played the season at age 22, while Acuña Jr. was 21, becoming the first set of teammates age-22-or-younger to win the award in the same season.
- Led the National League with 189 hits; most by a second baseman in the Atlanta-era (since 1966).
 - Became the fifth player, seventh instance, in the Atlanta-era (since 1966) to lead the league in hits, following Felipe Alou, twice (1966, '68), Ralph Garr (1974), Terry Pendleton, twice (1991-92) and Freddie Freeman (2018).
- Hit at least 20 home runs and 40 doubles in each of his first two full seasons in 2018-19.
 - Became the 11th player in MLB history to accomplish the feat and the first since Ryan Zimmerman (2006-07).
 - Appeared in all but six of Atlanta's 324 regular season games over that span.
- Notched four, four-hit games in August 2019.
 - Did so in consecutive games, on August 6-7 at Minnesota, becoming the eighth Braves player in the Live-Ball era (since 1920) with back-to-back four-hit games, and the first since Matt Diaz in 2006.
 - Collected another four-hit game on August 9 at Miami; his third in a four-game span...He's one of just three Braves players over the previous 112 seasons to record three four-hit games in a period of four games.
 - Had his fourth four-hit game of the month, August 30 vs. Chicago-AL... Finished August with 36 hits; tied for the 10th-most in the National League.
- He's one of five players in MLB history to hit four grand slams before their 23rd birthday, joining Hall-of-Famers Ken Griffey Jr., Eddie Mathews and Ted Williams and Giancarlo Stanton.
 - When he hit his two grand slams in 2018, did so as a 21-year-old.
 - Only seven other players since the end of World War II hit multiple grand slams in a season at 21 or younger: Hall-of-Famer Mickey Mantle and Faye Throneberry in 1952, Hall-of-Famer Eddie Mathews (1953) Tony Conigliaro (1965), Hall-of-Famer Ken Griffey Jr. (1991), Alex Rodriguez (1996) Hall-of-Famer Adrián Beltré (2000).
- In 2018 – his first full season, he earned his first career All-Star selection as a reserve.
 - Totaled 52 extra-base hits prior to the break (20 home runs, 29 doubles and three triples); one shy of Hall-of-Famer Henry Aaron (53, 1959) for the most extra-base hits by a Brave prior to the All-Star break, since the game's inception in 1933.
 - Collected a franchise-record 22 extra-base hits prior to play on May 1.
- Homered in his first career Opening Day appearance, on March 29, 2018 vs. Philadelphia.
 - At 21 years, 82 days-old, he became the third-youngest infielder to homer on Opening Day in the previous 110 years... The other two are in the Hall of Fame: Robin Yount (19 years, 204 days), who homered as a shortstop for Milwaukee to open 1975 and Orlando Cepeda, who homered at 20 years, 210 days as San Francisco's first baseman to start 1958.
- Went deep from both sides of the plate in his first career multi-homer game, July 11, 2018 vs. Toronto.
 - Became the fifth player since World War II to homer from both sides of the plate in a game before his 22nd birthday and first since José Reyes, August 28, 2003 at Atlanta.
- Made his major-league debut, August 1, 2017 vs. Los Angeles (NL), at 20 years, 206 days-old.
 - Became the youngest player to play for the Braves since RHP Julio Teheran in 2011...Teheran also debuted as a 20-year-old.
 - Debuted as the second-best second base prospect, according to MLB Pipeline.com.

- His first big-league hit was a three-run home run, on August 3, 2017 vs. Los Angeles (NL), off LHP Tony Cingrani.
 - ✎ Came in his eighth career at-bat...At 20 years, 208 days-old, he was the youngest Brave to homer since fellow Curacao native Andruw Jones in 1997.
- Hit five triples in 57 games that season; all in his first 33 games.
 - ✎ The last major-leaguer to produce five triples in their first 33 career games was Kansas City's Butch Davis, who had six through that period in 1983.
- In 2016, at age-19, he played in a combined 138 games between Double-A Mississippi and Triple-A Gwinnett...After playing the first month of the season with the M-Braves, he was transferred to the Stripers at the end of April... Played two months at Triple-A before returning to Double-A, where he finished the season... Upon returning to Mississippi, predominately played second base in an effort to play alongside Dansby Swanson.
 - ✎ Won the Southern League batting title after hitting .321 (106-for-330) in 82 games with Mississippi.
 - ✎ Began the campaign tabbed by *Baseball America* as having the "Best Infield Arm" in Atlanta's organization.

MINOR LEAGUE NOTES

- **Awards:** 2015 Futures Game Selection (Atlanta)...4x MiLB.com Organization All-Star (2014-17)...2017 Triple-A Gwinnett Player of the Year... 2015 Single-A Rome Player of the Year...2014 Rookie-Advanced Danville Player of the Year...2017 International League Mid-Season All-Star...2017 International League Post-Season All-Star...2016 Baseball America Double-A All-Star...2015 South Atlantic League Mid-Season All-Star...2015 South Atlantic League Post-Season All-Star...2015 Baseball America Low Class A All-Star...2016 Southern League Batting Champion Award...Southern League Player of the Week (7/10/16)...South Atlantic League Player of the Week (5/11/15).
- Tabbed by Baseball America as the No. 63 prospect pre-2016 and No. 11 pre-2017... MiLB Pipeline.com rated him No. 29 pre-2016 and No. 11 pre-2017...Ranked No. 37 pre-2016 and No. 35 pre-2017 – according to Baseball Prospectus.
- In 2017, his most recent minor-league season – he was named an International League Mid- and Post-Season All-Star with Triple-A Gwinnett... Played in 97 games with the Stripers before making his major-league debut in August.
 - ✎ Also was tabbed by the Braves as Gwinnett's Player of the Year.
 - ✎ In the Triple-A All-Star Game, started at second base and led off for the International League...Went 2-for-5 with one double and one run scored.
 - ✎ Opened the season ranked by MLB.com as the sport's No. 9 prospect, including the second-best Braves farmhand.
 - ✎ Owns Triple-A Gwinnett's career record for leadoff home runs (5).
- Earned South Atlantic League Mid- and Post-Season All-Star honors with Single-A Rome in 2015...Also named by the Braves as the club's Player of the Year...Hit .310 (122-for-394), fourth best in the circuit and best on the team.
 - ✎ Played in the Sirius XM All-Star Futures Game at Great American Ballpark in Cincinnati...Was the World Team's starting shortstop...Went 1-for-2.
 - ✎ Entered the season again rated by *Baseball America* as having the system's "Best Infield Arm."
- In his first professional season, 2014, led all Braves minor leaguers in batting average (.364), on-base percentage (.446) and OPS (.890)...Split the campaign between the Gulf Coast Braves and Rookie-Advanced Danville.
 - ✎ Recognized by the organization as Danville's Player of the Year, and tabbed by *Baseball America* as the top prospect in the Appalachian League...Played in 38 games with the D-Braves.

PERSONAL

- Ozzie is married to his wife, Andreia.
- Has a younger brother, Zhhihir and sister, Jeanalyn.
- He's an avid fisherman...Has a 10,000-gallon koi fish pond, as well as three fresh water tanks measuring 550, 450 and 300 gallons.
- Is fluent in four languages: English, Spanish, Dutch and Papiamentu.

TRANSACTIONS

- Signed by the Atlanta Braves as a non-drafted free agent on July 2, 2013...Signed by Dargello Lodowica.
- Signed a seven-year, \$35 million contact extension with the Atlanta Braves on April 11, 2019...The deal includes club options for 2026 (\$7M, \$4 M buyout) and 2027 (\$7M).
- On Atlanta's injured list (bone contusion on his right wrist) from August 5 to September 9, 2020.
- On Atlanta's 60-day injured list (fractured left foot) from June 14 to September 16, 2022...Included a rehab stint with Triple-A Gwinnett.
- On Atlanta's injured list (right pinky finger fracture) from September 18, 2022 through the end of the season.
- On Atlanta's injured list (strained left hamstring) from August 15 (retro. August 14) to August 28, 2023.
- On Atlanta's injured list (fractured great big toe) from April 16-26, 2024.
- On Atlanta's injured list (fractured left wrist) from July 22 to September 20, 2024...Included a two-game rehab stint with Triple-A Gwinnett.

BBWAA ATLANTA CHAPTER

2025 OFFICERS

Justin Toscano, AJC, chairman
Charles Odum, Associated Press, vice chairman
Guy Curtright, At-large, secretary-treasurer

GOLD CARD MEMBERS

Paul Newberry

ACTIVE MEMBERS

Guy Curtright, At-Large
Gabriel Burns, Atlanta Journal-Constitution
Michael Cunningham, Atlanta Journal-Constitution
Ken Sugiura, Atlanta Journal-Constitution
Justin Toscano, Atlanta Journal-Constitution
Charles Odum, Associated Press
David O'Brien, The Athletic
Maria Torres, The Athletic
J.J. Cooper, Baseball America
Matt Eddy, Baseball America
Josh Norris, Baseball America
Kiley McDaniel, ESPN
Mark Bowman, MLB.com
Jason Foster, MLB.com
Bill Shanks, Savannah Morning News



NICK ALLEN

60

INFILDER

Full Name: **Nicholas Ryan Allen**

Bats: **Right**

Throws: **Right**

Height: **5-8**

Weight: **166**

DOB: **October 8, 1998**

Opening Day Age: **26**

Born: **San Diego, CA**

Resides: **San Diego, CA**

MLB Debut: **April 19, 2022**

MLB Service Time: **1.164**

Acquired: **Trade with Athletics, November 11, 2024**

Contract Status: **Signed through 2025**

2024

- 26-year-old Nick Allen completed his third major league season (all with the Athletics), posting a slash line of .175/.216/.247 (17-for-97) in 41 games.

⚡ He hit one home run and four doubles, while recording four RBI and six runs... Went 5-for-6 in stolen base attempts.

- Made his second career Opening Day roster (both with the Athletics)...Has appeared in his club's season opener twice, making one start (2024, SS).
- Started 30 of the Athletics' games during the regular season, making 27 starts at shortstop and three at third base.
- ⚡ Appeared seven times as a defensive replacement and four times as a pinch-runner.
- Played 81 games for the club's Triple-A Las Vegas affiliate, hitting .345 (111-for-322), with seven home runs, 26 doubles, one triple, 51 RBI and 64 runs...Went 16-for-24 in stolen base attempts.

⚡ Earned Pacific Coast League Player of the Week Month honors (August).

MAJOR LEAGUE NOTES

- Entering his eighth professional season and first as a member of the Braves organization.
- ⚡ He's slashed .209/.254/.283 (146-for-699) over 247 major league games, appearing primarily at shortstop...Has also played second base and third base.
- Made his MLB debut, April 19, 2022 vs. Baltimore, as a member of the A's...Started at second base, batting ninth (0-for-3).
- ⚡ Recorded his first career hit (double) in his next appearance, April 21, 2022 vs. Baltimore, off RHP Dillon Tate.

CAREER HIGHS

Most Runs

2, 8x, last: 9/23/23, OAK vs. DET

Most Hits

4, 8/25/23, OAK at CWS

Most Doubles

2, 9/15/24, OAK at CWS

Most Triples

1, 2x, last: 9/27/23, OAK at MIN

Most Home Runs

2, 8/6/23, OAK vs. SF

Most RBI

5, 8/25/23, OAK at CWS

Most Walks

2, 6/25/22, OAK at KC

Most Stolen Bases

1, 8x, last: 9/6/23, OAK vs. TOR

Longest Hitting Streak

8 games, 6/25-7/2/22

⚡ Hit his first career home run (two-run), June 21, 2022 vs. Seattle, off LHP Marco Gonzales.

MINOR LEAGUE NOTES

- Awards:** 2021 Athletics Organizational Player of the Year...2019 California League Mid-Season All-Star (Oakland)...Pacific Coast League Player of the Week Month (August 2024)...Texas League Player of the Week (5/16/2021).

- Owns a career minor league slash line of .285/.359/.398 (529-for-1,856) in 477 games
- Rated as the A's No. 10 prospect by Baseball America following the 2019 season, No. 6 in 2020 and No. 3 in 2021.
- Played for Mesa in the Arizona Fall League following the 2019 season.
- Made his professional debut in 2017 with the Athletics Rookie League affiliate in Arizona.

INTERNATIONAL CAREER

- Earned a silver medal while representing the United States at the 2020 Summer Olympics in Tokyo, Japan (played July-Aug. 2021).

AMATEUR

- Attended Francis Parker High School (San Diego, CA).
As a senior in 2017, garnered Rawlings Perfect Game Preseason First Team All-American honors.

PERSONAL

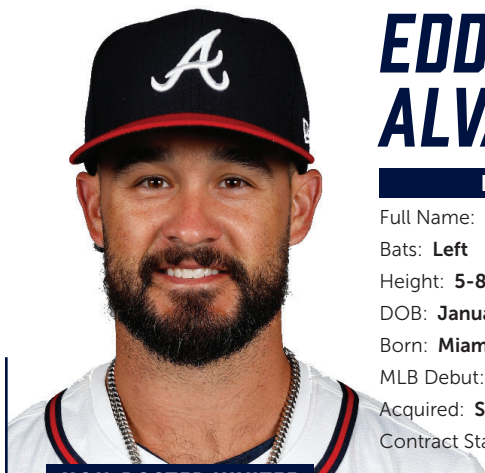
- Nick is married to his wife, Savannah.
- His father-in-law, Bret Boone, played for five different clubs as an infielder over his 14-year major league career from 1992-2005...Bret was a three-time All-Star, four-time Gold Glove recipient and a member of the 1999 National League champion Braves.

TRANSACTIONS

- Selected by the Oakland Athletics in the third round of the 2017 MLB First-Year Player Draft from Francis Parker School (San Diego, CA)... Signed by Anthony Aliosi.
- Acquired by the Atlanta Braves from the Oakland Athletics on November 11, 2024, in exchange for RHP Jared Johnson (minors).

2024 HOME RUN BREAKDOWN

The Braves hit 213 home runs during the 2024 season; fourth-most in the majors, behind New York-AL (237), Baltimore (235) and Los Angeles-NL (233)...Atlanta was one of six clubs (also: Arizona, 211 and New York-NL, 207) to amass 200 home runs...Houston and New York (AL) are the only other clubs with at least 200 home runs in each of the last five full seasons (excl. 2020)...Prior to 2019, the Braves had five, 200-homer seasons in franchise history 1966 (207), 1973 (206), 1998 (2015), 2006 (222) and 2003 (235).	
Atlanta has finished first or second in home runs among National League clubs in five consecutive seasons: 2020 (2nd, 103), 2021 (2nd, 239), 2022 (1st, 243), 2023 (1st, 307), 2024 (2nd, 213).	
Of the club's 213 home runs, 126 were hit on the road; most in the majors...Just 26 clubs in MLB history have amassed more road home runs, within a single-season, including the 2023 Braves (156).	
Eleven different Braves hit at least 10 home runs; establishing the club's franchise record in that regard, surpassing the 2023 club (10)...Atlanta is the 16th club in MLB history with as many 10-homer players...It's the seventh occurrence of a club having at least 10, 10-homer players in consecutive seasons – previously done by Houston, three straight (2017-19), Cincinnati (1999-2000), Los Angeles-NL (2018-19), New York AL, twice (2018-19 and 2021-22) and Toronto (2018-19).	
The Braves out-homered their opponents, 213-to-150, good for a major league-leading +63 home run differential...It's the second consecutive year the club has paced the majors in home run differential, also doing so with a +120 margin in 2023; the highest within a single-season in MLB history.	
Braves Solo.....	126
Braves 2-Run.....	57
Braves 3-Run.....	27
Braves Grand Slams.....	3
Braves Total.....	213
Opponent Solo.....	83
Opponent 2-Run	50
Opponent 3-Run	14
Opponent Grand Slams.....	3
Opponent Total.....	150



NON-ROSTER INVITEE

EDDY ALVAREZ

87

INFIELDER

Full Name: **Eduardo Cortes Alvarez**Bats: **Left**Throws: **Right**Height: **5-8**Weight: **178**DOB: **January 30, 1990**Opening Day Age: **35**Born: **Miami, FL**Resides: **Miami, FL**MLB Debut: **August 5, 2020**MLB Service Time: **0.167**Acquired: **Signed as a free agent, January 6, 2025**Contract Status: **Signed through 2025**

2024

- 35-year-old Eddy Alvarez played in his fourth major league season (first with New York-NL), going 0-for-9 with a walk and two runs in 12 games from September 9-30.
- Started two of New York's (NL) games during the regular season, both at second base...Was not included on the club's postseason roster.
 - ⚡ Appeared eight times as a defensive replacement and twice as a pinch-runner.
- Played 115 games for Boston's Triple-A Worcester affiliate, hitting .247 (94-for-381), with a career-high 18 home runs, 26 doubles and one triple... Recorded a career-high 77 RBI and scored 74 runs...Went 18-for-25 in stolen base attempts.
 - ⚡ Acquired by the New York Mets from the Boston Red Sox on September 8, 2024, in exchange for cash considerations.

MAJOR LEAGUE NOTES

- Entering his 11th professional season and first as a member of the Braves organization.
 - ⚡ Previous organizations: Chicago White Sox (2014-18), Miami Marlins (2019-21), Los Angeles Dodgers (2022), Milwaukee Brewers (2023), Boston Red Sox (2023-24) and New York Mets (2024).
 - ⚡ He's reached the majors with Miami (2020-21), Los Angeles-NL (2022) and New York-NL (2024), slashing .170/.257/.244 (23-for-135) over 62 games.
 - ⚡ He's appeared primarily at third base... Has also played second base, shortstop, left field, right field and logged one appearance on the mound.

CAREER HIGHS

Most Runs

3, 8/12/20, MIA at TOR

Most Hits

3, 8/9/20, MIA at NYM

Most Doubles

1, 5x, last: 9/26/21, MIA at TB

Most Triples

1, 10/3/21, MIA at PHI

Most Home Runs

1, 9/11/21, MIA at ATL

Most RBI

2, 6/29/22, LAD at COL

Most Walks

2, 9/30/21, MIA at NYM


Most Stolen Bases

1, 4x, last: 6/19/22, LAD vs. CLE

Longest Hitting Streak

2 games, 3x, last: 9/17-9/18/21

- Made his MLB debut, August 5, 2020 (G1) at Baltimore, as a member of the Marlins...Started at second base, batting eighth (0-for-3)...Started at third base, batting eighth, in Game 2 of the doubleheader (0-for-2).
 - ⚡ Recorded his first career hit (single) as part of a three-hit game, August 9, 2020 at New York (NL), off RHP Jacob deGrom...Stands as his lone career three-hit effort.

-  Hit his first and only career home run (solo), September 11, 2021 at Atlanta, off RHP Charlie Morton.


MINOR LEAGUE NOTES

- **Awards:** 2016 MiLB.com Organization All-Star (Chicago-AL)...2015 South Atlantic League Mid-Season All-Star (Chicago-AL).
- Owns a career minor league slash line of .279/.381/.436 (820-for-2,938) in 843 games.
- Made his professional debut in 2014 with the White Sox Rookie League affiliate in Arizona.

INTERNATIONAL CAREER

- Earned a silver medal while representing the United States at the 2020 Summer Olympics in Tokyo, Japan (played July-Aug. 2021).
- Became the sixth athlete and third American to medal in both the Winter and Summer Olympics.
 -  Eddie Eagan (1920 Summer, boxing - gold and 1932 Winter, four-man bobsled - gold).
 -  Lauryn Williams (2004 Summer, 100 m - silver, 2012 Summer, 4x100 m relay - gold and 2014 Winter, two-woman bobsled - silver).
- Was the United States flag bearer at the 2020 Summer Olympics, alongside Sue Bird (basketball).

AMATEUR

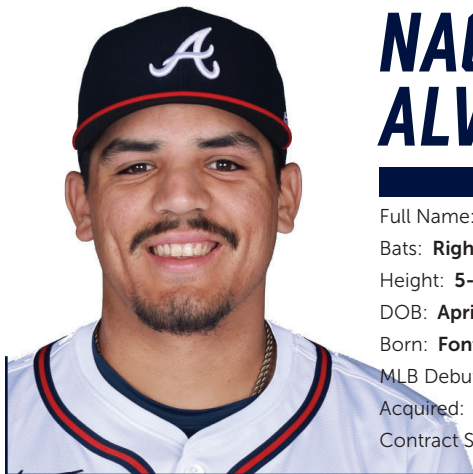
- Turned down college baseball opportunities after graduating from Christopher Columbus High School (Miami, FL) to pursue an Olympic Ice Skating career.
- Returned to baseball in 2011 at Salt Lake Community College (Salt Lake City, UT)
 -  Named to the All-Conference team at shortstop that season.

PERSONAL

- Eddy and his wife, Gaby, have two sons.
- Represented the United States at the 2014 Winter Olympics in Sochi, Russia, where he earned a Silver Medal in short track speed skating.
- His older brother, Nick, played in the Dodgers minor league system – reaching Triple-A, as an outfielder and first baseman from 2000-06.

TRANSACTIONS

- Signed by the Chicago White Sox on June 10, 2014, as a non-drafted free agent.
- Acquired by the Miami Marlins from the Chicago White Sox on March 27, 2019, in exchange for cash considerations.
- Signed a minor league contract with the Los Angeles Dodgers on January 1, 2022.
- Signed a minor league contract with the Milwaukee Brewers on December 20, 2022.
- Signed a minor league contract with the Boston Red Sox on July 26, 2023.
- Acquired by the New York Mets from the Boston Red Sox on September 8, 2024, in exchange for cash considerations.
- Signed a minor league contract with the Atlanta Braves on January 6, 2025.



NACHO ALVAREZ JR.

67

INFIELDER

Full Name: **Ignacio Alvarez Jr.**

Bats: **Right**

Throws: **Right**

Height: **5-11**

Weight: **190**

DOB: **April 11, 2003**

Opening Day Age: **21**

Born: **Fontana, CA**

Resides: **Fontana, CA**

MLB Debut: **July 22, 2024**

MLB Service Time: **0.009**

Acquired: **Braves' fifth-round pick in 2022**

Contract Status: **Signed through 2025**

2024

- 21-year-old Nacho Alvarez Jr. played in his first major league season (with Atlanta), hitting .100 (3-for-30), with one run in eight games.
 - Started eight of the club's games during the regular season; seven at second base and one at third base...Was not included on the club's postseason roster.
 - Was a non-roster invitee to spring training.
 - At the time of his call-up, played 222 career MiLB games (181 at shortstop, 22 at third base and 19 at DH) across five levels (Rookie, A, High-A, Double-A, Triple-A)... Spent the most time at High-A Rome (116 games).
- Selected to the major league roster on July 22.
 - The club placed INF Ozzie Albies on the 10-day injured list with a fractured left wrist.
 - Rated as Atlanta's No. 5 overall prospect (No. 1 position player), according to MLB Pipeline.
- Went 0-for-4, with three ground outs and a strikeout in his major league debut, July 22 vs. Cincinnati...Started at second base, batting second.
 - At 21 years, 103 days-old, he became the youngest Braves position player to make their MLB debut since Michael Harris II (21 years, 82 days), May 28, 2022 vs. Miami.
 - In the franchise's Modern Era (since 1900), Ozzie Albies (20 years, 206 days), August 1, 2017 vs. Los Angeles (NL) and Glenn Hubbard (20 y-292 d), July 14, 1978 vs. Philadelphia are the only players of younger age to make their MLB debut as the club's starting second baseman.

CAREER HIGHS

Most Runs

1, 7/30/24, ATL at MIL

Most Hits

1, 3x, last: 7/30/24, ATL at MIL

Most Doubles

None

Most Triples

None

Most Home Runs

None

Most RBI

None

Most Walks

None

Most Stolen Bases

None

Longest Hitting Streak

None

- Became the first Brave to make their MLB debut from the No. 2 spot in the batting order since Yunel Escobar, June 2, 2007 at Chicago (NL).
- Recorded his first career hit (single), July 24, 2024 (G1) vs. Cincinnati, off RHP Frankie Montas.

- Optioned to Triple-A Gwinnett, along with RHP Bryce Elder on July 31...Atlanta reported RHP Luke Jackson and OF Jorge Soler, whom the club acquired from San Francisco on July 29.
- Began the season with Double-A Mississippi.
 - ✎ Earned his promotion to Triple-A Gwinnett on June 11, along with C Drake Baldwin.
 - ✎ Rated as Atlanta's No. 4 prospect at the time of his call-up, according to MLB.com.
- Slashed .284/.391/.401 (118-for-416) in 112 games between Double-A Mississippi (48) and Triple-A Gwinnett (64).
 - ✎ Hit 10 home runs, 15 doubles and two triples, while recording 57 RBI and 65 runs...Went 26-for-29 in stolen base attempts.
- Hit safely in 46 of 64 games (71.9%) during his Triple-A debut season, batting .297 (73-for-246, with 10 home runs, nine doubles, one triple, 42 RBI, 47 runs and 10 stolen bases with an .861 OPS.
- Belted a leadoff home run, June 29 vs. Memphis, off RHP Ian Bedell.
- Ejected for the first time in his professional career, September 8 at Nashville, by first base umpire Austin Jones.
- Tabbed by Baseball Prospectus as the No. 98 prospect pre-2024.

2023

- **Awards:** 2023 MiLB.com Organization All-Star (Atlanta).
- Spent the entire season with High-A Rome.
 - ✎ Slashed .284/.395/.391 (119-for-419) in 116 games.
 - ✎ Hit seven home runs and 24 doubles, while recording 66 RBI and 62 runs...Went 16-for-21 in stolen base attempts.
- Led all South Atlantic Leaguers in hits.
 - ✎ Ranked third in games played; tied for third in walks (66); fourth in batting average and on-base percentage – among qualifiers; tied for sixth in RBI; seventh in doubles; eighth in at-bats.
 - ✎ Recorded 31 multi-hit games including a MiLB career-best, four hits, June 29, vs. Bowling Green.

- Defensively, appeared in a league-high 107 games at shortstop.
 - ✎ Among those at the position with at least 450 innings, his .965 fielding percentage ranked second.
 - ✎ Appeared in eight games as the club's designated hitter and one at third base.
- Finished the season as Atlanta's No. 7 overall prospect, according to MLB Pipeline.com.

2022

- In his debut season, 2022, slashed .287/.451/.394 (27-for-94) in 30 games – 15 with the Florida Complex League Rookie affiliate and 14 with Single-A Augusta.
 - ✎ He hit one home run, three doubles and two triples, while recording 11 RBI and 25 runs.
 - ✎ Went 8-for-9 in stolen base attempts.
- Earned his promotion to Single-A on August 23 – where he transitioned from third base to shortstop, making 10 starts at the position.
- Recorded his first professional hit (single), August 2 at FCL Pirates, off RHP Grant Ford

AMATEUR

- Played one season (2022) at Riverside City College.
 - ✎ Led the school to a 36-12 (.750) record and its first California Community College Athletic Association championship since 2007.
 - ✎ Slashed .370/.492/.582 (68-for-184) in 48 games...He hit five home runs, 16 doubles and four triples, while recording 44 RBI and 57 runs.
 - ✎ Recorded 21 multi-hit games and hit safely in 15 of the final 16 games of the season.
 - ✎ Hit a single and drew a walk in the championship game against Folsom Lake.
- Attended Kaiser High School (Fontana, CA).
 - ✎ As a senior in 2021, led the team to a Sunkist League title.
 - ✎ Posted a .451 batting average, while pacing the team in home runs (three), doubles (seven), triples (three) and RBI (27).

TRANSACTIONS

- Selected by the Atlanta Braves in the fifth round of the 2022 MLB First-Year Player Draft from Riverside City College (Riverside, CA).



IAN ANDERSON

48

RIGHT-HANDED PITCHER

Full Name: **Ian Theodore Anderson**

Bats: **Right**

Throws: **Right**

Height: **6-3**

Weight: **170**

DOB: **May 2, 1998**

Opening Day Age: **26**

Born: **Rexford, NY**

Resides: **Rexford, NY**

MLB Debut: **August 26, 2020**

MLB Service Time: **2.046**

Acquired: **Braves' first-round pick (3rd overall) in 2016**

Contract Status: **Signed through 2025**

2024

- Made his first start of the year on a rehabilitation assignment on June 30 with Single-A Augusta.

A Anderson went 455 days between professional starts.

- Finished the season going 3-2 with a 3.57 ERA between Triple-A Gwinnett, High-A Rome and Single-A Augusta.

A Finished the year with the Stripers, posting a 3.96 ERA in 10 starts with the Stripers...Went 1-0 with a 2.12 ERA and 18 strikeouts in his final three starts of the year.

MAJOR LEAGUE NOTES

- Made just one start with Triple-A Gwinnett before undergoing season-ending Tommy John surgery and missing the rest of the 2023 season.
- Made 22 starts in 2022, his second full major league season, and went 10-6 with a 5.00 ERA (62 ER/111.2 IP)...Was optioned to Triple-A Gwinnett on August 7 and spent most of the remainder of the season with the Stripers.
- Made the 50th start of his major league career, July 30, 2022 vs. Arizona.

A Over his first 50 career games, compiled a 21-13 record with a 3.92 ERA (114 ER/261.2 IP) and 255 strikeouts.

A Is one of just four pitchers in Atlanta franchise history (since 1966) to win at least 21 of their first 50 games, joining Kevin Milwood and Pat Jarvis, who each won 24, and Julio Teheran, who also won 21.

CAREER HIGHS

Most Innings Pitched

7.0, 5x, last: 9/22/21, ATL at ARI

Most Runs

7, 2x, last: 7/24/22, ATL vs. LAA

Most Earned Runs

7, 2x, last: 7/24/22, ATL vs. LAA

Most Hits Allowed

10, 6/2/22, ATL at COL

Most Home Runs Allowed

3, 9/17/21, ATL at SF

Most Walks

5, 2x, last: 4/10/22, ATL vs. CIN

Most Strikeouts

9, 5x, last: 7/30/22, ATL vs. ARI

Longest winning streak

4 decisions, 8/29-9/30/21

Longest losing streak

2 decisions, 5x, last: 6/24-6/30/22

- In 2022 Anderson recorded his first 10-win season of his major league career.

A Atlanta scored 131 runs in his 22 starts... Among pitchers with as many turns on the season, Anderson's 5.95 runs of support per game were most in the majors.

A Anderson's support was easily most in the N.L., a full half-run better than next-place Clayton Kershaw, who received 5.45 runs.

- Started on June 2 at Colorado and allowed a career-most 10 hits, while matching his career highs in runs (5) and strikeouts (9)...Earned the win in Atlanta's 13-6 defeat of the Rockies.
- Made 24 starts during his rookie 2021 season and went 9-5 with a 3.58 ERA (51 ER/128.1 IP) and 124 strikeouts...He entered the season ranked by MLB.com as Atlanta's top pitching prospect, and as the Braves' No. 2 prospect overall...He was rated as the No. 18 prospect in baseball.
 - He lost prospect status in his start, April 21 at NYY, when he eclipsed 50.0 career innings in the majors...He went 3-2 with a 1.95 ERA over six starts in his debut season last year.
- In his start, April 27, 2021, held Chicago to just one hit over 7.0 scoreless innings, walking one and striking out eight.
 - He became the first pitcher in baseball's live-ball era (since 1920) to have three starts of at least 6.0 innings and no more than one hit allowed in his first 11 games.
 - Anderson held the Yankees to just one hit over 6.0 innings in his major league debut, and allowed just one hit over 7.0 shutout innings on September 20 of last season at Washington.
- Carried a no-hitter through 6.0 innings, May 15, 2021 at Milwaukee, before leaving after allowing two hits and one run to open the seventh.
 - Anderson's outing was the longest no-hit bid by a Braves starter since 2018, when Mike Foltynewicz held the Phillies hitless over his first 6.0 innings on September 22 to clinch the NL East title for Atlanta. Beat the Yankees in the Bronx, April 21, and beat the Mets in Flushing, 1-0, in Game 2 of a doubleheader, June 21...Anderson was born in Rexford, NY, and attended Shenendehowa High School in Clifton Park.
 - Anderson became the first native New Yorker to beat the Yankees and Mets in New York in the same season. The last native New Yorker to beat two New York teams on the road in a single season was Philadelphia's Jim Konstanty (Strykersville) and Chicago's Turk Lown (Brooklyn) in 1953...Both pitchers beat the Brooklyn Dodgers and the New York Giants in relief that season.
- Started, June 4, 2021 vs. Los Angeles-NL, and allowed just one hit and fanned six over 4.1 innings, but took his third loss of the season after the Dodgers scored eight times in the fourth inning.
 - Became the second Braves starter in the live-ball era (since 1920) to allow just one hit over at least 4.0 innings but surrender at least four runs.
 - Steve Bedrosian allowed one hit, four walks and four runs over 5.0 innings to beat the Giants, 8-7, on October 6, 1985.
- Made four starts in th 2021 postseason and went 2-0 with a 1.59 ERA (3 ER/17.0 IP) and 16 strikeouts...Atlanta went 4-0 in his starts.
 - Is 4-0 over eight starts in the postseason for his career, compiling a 1.26 ERA (5 ER/35.2 IP)...Atlanta is 7-1 in his starts.
- Started Game 3 of the 2021 NLDS vs. Milwaukee and pitched 5.0 scoreless innings, allowing three hits and fanning six...Atlanta won, 3-0...The start was the fifth of his postseason career.
 - In his first five career postseason starts, pitched 23.2 innings and allowed only two earned runs...The only other pitcher in baseball history with at least 20 innings and two-or-fewer earned runs across his first five postseason starts is Hall-of-Famer Christy Mathewson (New York Giants, 1905-11).
 - Did not allow a run in any of his first three career playoff starts, and four of his first five postseason starts were scoreless... He is the first pitcher in baseball history to have at least four scoreless starts of at least four innings apiece within his first five postseason starts.
- Started Game 3 of the 2021 World Series in Atlanta and pitched 5.0 hitless innings, walking three and striking out four...Atlanta won, 2-0.
 - Became only the second pitcher to throw 5.0 or more hitless innings in a World Series game, joining the Yankees' Don Larsen.
 - Only Derek Lowe (2010 NLDS Game 4) and Bill James (1914 World Series Game 2) have had longer postseason no-hit bids for the Braves...They each carried bids through 5.1 innings...Anderson's no-hitter through five innings matched two of Tom Glavine's postseason no-hit bids (1995 World Series Game 6 and '98 NLDS Game 2).
- Made six starts during his **2020** campaign and went 3-2 with a 1.95 ERA (7 ER/32.1 IP) and 41 strikeouts...He finished seventh in N.L. Rookie of the Year balloting.
 - He entered the season ranked by MLB.com as Atlanta's top pitching prospect, and as the Braves' No. 3 prospect overall.

- His 41 strikeouts are the most by a Braves pitcher through their first six appearances in the live-ball era, passing Mike Minor who had 36.
- Since the Braves moved to Atlanta in 1966, just one other starter opened their career with six starts and a lower ERA than Anderson's 1.95 mark...David Hale pitched to a 1.83 ERA over six starts between 2013-14.
- Made his major league debut, August 26 vs. NYY, and allowed just one hit and one run over 6.0 innings to earn the win in Game 1 of a doubleheader.
 - Carried a no-hit bid through 5.1 innings... Per Elias, Anderson's 5.1 no-hit innings was the longest bid in a debut since Tampa Bay's Brendan McCay on June 29 of last season, and the longest by any Braves pitcher in his debut since the team moved to Atlanta in 1966.
- Debuted against the New York Yankees on August 26 and held them to one run over 6.0 innings to earn the win.
 - Prior to Anderson, 11 pitchers had made their debuts as a starter against the Yankees since 2011, with the Yankees going 10-1 in those contests and those starters going 1-7 with a 5.09 ERA.
- Beat the Yankees in his debut, August 26, and beat Boston in his next start, September 1...Became just the second pitcher since 1920 to beat the Yankees and Red Sox in his first two starts.
 - Became just the 18th pitcher in baseball's live-ball era (since 1920) to start against both the Yankees and Red Sox in their first two games, with the Angels' Jason Dickson doing so last in 1996.
 - Of the 17 starters prior to Anderson to face the Yankees and Red Sox in their first two games since 1920 just one had earned the win in both games.
 - Cleveland's Luis Tiant beat the Yankees, 3-0 in his debut on July 19, 1964, before beating the Red Sox, 6-1, on July 24.
- Started on September 12 vs. Washington and set career highs in innings (7.0) and strikeouts (9) while holding the Nationals scoreless over 7.0 one-hit innings.
 - Anderson also allowed one hit over 6.0 innings in his MLB debut...He became just the second pitcher over the last 120 seasons to allow one hit or less in two starts of at least 6.0 innings within his first four career appearances...The only other pitcher to do so was Philadelphia's Marvin Freeman in 1986.
- Made four starts in the 2020 postseason and went 2-0 with a 0.96 ERA (2 ER/18.2 IP) and 24 strikeouts...Pitched Game 2 of the Wild Card Series vs. Cincinnati, Game 2 of the NLDS vs. Miami and Games 2 and 7 of the NLCS vs. Los Angeles.
- Did not allow a run in any of his first three career playoff starts.
 - He was the first pitcher in franchise history to make three straight playoff starts and not allow a run...Anderson is one of just two pitchers in baseball history to open their postseason career with three consecutive scoreless starts of at least 4.0 innings, joining Hall-of-Famer Christy Mathewson...Mathewson pitched shutouts in Game 1, Game 3 and Game 5 of the 1905 World Series in his first three playoff starts.
- Started Game 7 of the 2020 NLCS and is the first Braves rookie to ever start a winner-take-all playoff game...Anderson started at 22 years, 169 days old, and is the sixth youngest pitcher in history to start a winner-take-all playoff game.
 - He is the youngest to do so since Cleveland's Jaret Wright started Game 7 of the 1997 World Series at 21 years, 301 days.
 - Bret Saberhagen (1985 World Series & ALCS), Fernando Valenzuela (1981 NLCS), Marty Bystrom (1980 NLCS) and Don Gullett (1972 NLCS) are the only other pitchers younger than Anderson to start a winner-take-all playoff game.
- Made his second career postseason start in Game 2 of the 2020 NLDS and held Miami to just three hits and one walk over 5.2 scoreless innings, striking out eight.
 - Blanked Cincinnati in his playoff debut, and became just the third pitcher in franchise history with back-to-back scoreless starts in the postseason...Steve Avery did so in Games 2 and 6 of the 1991 NLCS at Pittsburgh, and Lew Burdette did so in Games 5 and 7 of the 1957 World Series vs. New York.
- Anderson is the first pitcher in franchise history with multiple scoreless postseason starts in which he allowed no more than three hits and struck out at least eight after doing so in each of his first two postseason appearances...He is just the eighth pitcher in history with two such playoff starts, joining Trevor Bauer, Kevin Brown, Roger Clemens, Randy Johnson, Cliff Lee, Pedro Martinez and Justin Verlander...No pitcher has three such starts in the playoffs.

- With his start in the Wild Card Game, became the first pitcher in franchise history to start in the postseason despite making no more than six career regular season appearances.

✎ Anderson was the first pitcher in baseball to make a postseason start with no more than six career regular season games since Cleveland's Ryan Merritt in Game 5 of the 2016 ALCS vs. Toronto.

MINOR LEAGUE NOTES

- Has pitched six seasons at the minor league level, all in Atlanta's system, and is 21-25 with a 3.19 ERA (171 ER/382.2 IP) over 104 starts.
- Was named a Southern League Mid-Season All-Star, a Baseball America Double-A All-Star and an MiLB.com Organizational All-Star in 2019 after pitching for Double-A Mississippi and Triple-A Gwinnett.
- ✎ Combined to go 8-7 with a 3.38 ERA (51 ER/135.2 IP) between the two stops, including a 2.68 ERA in 21 games with Mississippi.
- Was selected to pitch for the United States in the All-Star Futures Game.
- In 2018 Earned FSL Post-Season All-Star honors, and was named a High Class-A All-Star and Minor League All-Star by Baseball America.
- ✎ Split the season between High-A Florida and Double-A Mississippi, going 4-7 with a 2.49 ERA (33 ER/119.1 IP) between the two stops.
- Made 20 starts in his first full minor league season in 2017 and went 4-5 with a 3.14 ERA (29 ER/83.0 IP) for Single-A Rome.
- ✎ Was named South Atlantic League Pitcher of the Week on May 28 after allowing just one hit and fanning 11 over 6.0 shutout innings in his lone start during the week.

AMATEUR

- A 2016 preseason High School All-America selection by Baseball America and Rawlings-Perfect Game, he was limited during his senior year at Shenendehowa High School in Clifton Park, NY due to pneumonia.
- ✎ Selected by the Braves with the third overall pick in the 2016 First-Year Player Draft, Atlanta's highest draft selection since 1991, when it took Mike Kelly second overall.
- Went 6-1 with two saves and a 0.66 ERA (5 ER/53.1 IP) over 11 appearances during his junior season...Allowed just 21 hits while striking out 91 in 53.1 innings pitched en route to being tabbed as the 2015 Pitcher of the Year by both *Baseball America* and Louisville Slugger.
- In the fall of 2015, helped Team USA (U18) win its third consecutive Gold Medal at the World Cup Championship in Osaka, Japan.
- Rated as the 12th-best prospect by *Baseball America* in the 2016 draft class and earned the distinction by the publication as having the "Best Delivery" by a prep pitcher.
- ✎ ESPN ranked him as the seventh-best player and the third-best prep pitcher.

TRANSACTIONS

- Selected by the Atlanta Braves in the first round (3rd overall) of the 2016 First-Year Player Draft... Signed by Greg Morhardt.
- On Atlanta's injured list (right shoulder inflammation) from July 13 to August 29, 2021; included an injury rehabilitation assignment to Gwinnett (AAA).



ORLANDO ARCIA

11

INFIELDER

Full Name: **Orlando Jesús Arcia**

Bats: **Right**

Throws: **Right**

Height: **6-0**

Weight: **190**

DOB: **August 4, 1994**

Opening Day Age: **30**

Born: **Anaco, Venezuela**

Resides: **Mount Dora, FL**

MLB Debut: **August 2, 2016**

MLB Service Time: **7.114**

Acquired: **Trade with Milwaukee, April 6, 2021**

Contract Status: **Signed through 2025 (club option for 2026)**

NOTES TO KNOW

- Since being acquired from Milwaukee in 2021, he's hit .340 (16-for-47), with two home runs, two doubles, five RBI and four runs in 14 games against his former club.
 - ✎ His 22 career home runs at American Family Field are his most at any venue.
 - ✎ Spent the first six seasons of his career with the Brewers (2016-21), appearing in 542 games.
- Since the start of the 2023 season, he's turned 151 double plays; fifth-most among all shortstops.
 - ✎ He's started 76 of those twin killings; tied for sixth-most at the position over that span.
- Playing the final year of a three-year, \$7.3 million extension (2023-25) he signed on March 30, 2023... The deal includes a \$2 million club option and a \$1 million buyout for the 2026 season.... Acquired from Milwaukee on April 6, 2021 in exchange for RHP Chad Sobotka and RHP Patrick Weigel.

MAJOR LEAGUE AWARDS

- ✎ 2021 World Series champion (Atlanta).
- ✎ 2023 NL All-Star (Atlanta).
- ✎ MLB Play of the Week (7/2/23, Atlanta).

POSTSEASON

- He's slashed .247/.293/.442 (19-for-177), with five home runs, eight RBI and 10 runs in 29 career postseason games across 10 series, with Milwaukee (2018-20) and Atlanta (2021-24).
 - ✎ Appeared in six games during Atlanta's 2021 World Series run, entering each time as a pinch-hitter (0-for-4, walk).

CAREER HIGHS

Most Runs

4, 8/6/16, MIL at ARI

Most Hits

4, 5x, last: 8/11/24, ATL at COL

Most Doubles

2, 10x, last: 4/12/24, ATL at MIA

Most Triples

1, 7x, last: 8/16/20, MIL at CHC

Most Home Runs

2, 2x, last: 8/30/24, ATL at PHI

Most RBI

4, 2x, last: 9/18/20, MIL vs. KC

Most Walks

2, 25x, last: 9/13/24, ATL vs. LAD

Most Stolen Bases

3, 7/17/17, MIL at PIT

Longest Hitting Streak

13 games, 7/20-8/2/24

2024

- 30-year-old Orlando Arcia completed his ninth major league season (fourth with Atlanta), posting a slash line of .218/.271/.354 (120-for-551) in 157 games.
 - He hit 17 home runs and 24 doubles, while recording 46 RBI and 50 runs...Went 2-for-2 in stolen base attempts.
 - Established his career high in games played (157), plate appearances (602), at-bats (551) and sacrifice flies (7).
 - Matched his career-high in home runs (17)..
 - Notched the longest hitting streak (13) and on-base streak (20) of his career.
- Made his eighth career Opening Day roster (2017-24) and third with the Braves.
 - Has started in his club's season opener six times – all at shortstop; 2017-20 with Milwaukee and 2023-24 with Atlanta.
- Started 156 of the club's games at shortstop.
 - Entered once as a defensive replacement.
 - Established his career-high in games played (157), surpassing his previous high of 153 (2017, Milwaukee).
- Started at shortstop in Games 1 and 2 of the Wild Card Series at San Diego.
 - Went 1-for-6 (.167), with a run.
- Tied for ninth among all shortstops in Outs Above Average (4).
- Matched his career-high (2023) with 17 home runs.
 - Ten came over his last 59 games, dating to July 28 at New York (NL); tied for fifth-most among primary shortstops since that date, along with Los Angeles' (AL) Zach Neto.
 - Trailing Milwaukee's Willy Adames (16), Kansas City's Bobby Witt Jr. (14), New York's (NL) Francisco Lindor (11) and Texas' Corey Seager (11).
- Hit .125 (18-for-116) with runners in scoring position; lowest among 129 qualifiers.
 - Posted a .625 OPS (.741 in 2023); second-lowest among all qualifiers.
- Paced the club with five home runs in 19 Grapefruit League games.
 - Went 3-for-5 with two doubles in the club's season opener, March 29 at Philadelphia.
 - Became the ninth shortstop, 10th instance, in the franchise's Modern Era (since 1900) with at least three hits in the club's season opener.
 - In the Atlanta-era (since 1966), he's the third shortstop to accomplish the feat, joining current bench coach Walt Weiss (1998) and Rafael Furcal (2003).
- Notched consecutive three-hit games to begin the season, March 29-30 at Philadelphia; the first time he's turned in back-to-back three-hit efforts over his nine-year MLB career.
 - The duo of Arcia and Michael Harris II became the third grouping of teammates in baseball's Modern Era (since 1900) to collect at least three hits in each of the club's first two games to begin a season, along with Joe Jackson, Swede Risberg and Buck Weaver of the 1919 Chicago White Sox and Homer Summa and Bill Wambsganss of the 1923 Cleveland Indians.
- He's one of five players in franchise's Modern Era (since 1900) with at least three hits in each of the club's first two games to begin a season, along with Wally Berger (1931), Nanny Fernandez (1942), Ken Oberkfell (1987) and Michael Harris II (2024).
- Became the second Brave in as many seasons with at least four multi-hit efforts through the club's first six games in a season, following Ronald Acuña Jr. (4, 2023).
 - He's one of four players in the franchise's Modern Era (since 1900) with at least five doubles through the club's first six games in a season, joining Hall-of-Famer Henry Aaron (6, 1969), Nick Markakis (6, 2016) and Claudell Washington (5, 1981).
- Became the 14th player, 15th instance, in the franchise's Modern Era (since 1900), with as many as three, three-hit games through the club's first nine games in a season.
 - The last Brave to do so was Ronald Acuña Jr. in 2021.
- Hit seven doubles through the club's first 12 games of the season; most by a shortstop in the franchise's Modern Era (since 1900).
 - It's the most by a National League shortstop, over the same span of games, since Troy Tulowitzki (7, 2015).

- Went deep in consecutive games against Boston over two series, May 8 at Truist Park and June 4 at Fenway Park – both opposite field.
 - Since interleague play began in 1997, he's the fourth Brave to homer in consecutive games against Boston, within a single-season, joining Hall-of-Famer Fred McGriff (1997), Andrés Galarraga, three straight (2000) and Marcell Ozuna (2020).
- Hit four home runs over a six-game span from July 28-August 2.
 - Homered in consecutive games twice during the stretch, July 28 at New York (NL), July 29 at Milwaukee and August 1-2 at Miami.
- Hit .372 (16-for-43), with four home runs, one double, eight RBI, five runs and 1.112 OPS over a career-best 13-game hitting streak, which spanned July 20-August 2.
 - At the time of the streak, it was the longest active streak among National Leaguers and the longest by a Braves' shortstop since Erick Aybar (14, July 24-August 9, 2016).
- Ran a career-long 20-game on-base streak, which spanned July 14-August 8.
 - Slashed .318/.408/.515 (21-for-66), with four home runs, one double, eight RBI, five runs and 10 walks during the run.
- Matched his career-high (5x) with four hits, August 11 at Colorado.
 - Over the last 10 seasons, he's the third Braves shortstop, fourth instance, to record at least four hits within a single game, without making an out.
 - Joined Andrelton Simmons, twice (June 13, 2015 at New York-NL and June 20, 2015 vs. New York-NL) and Dansby Swanson (August 4, 2021 at St. Louis).
- Hit a pair of solo home runs, August 30 at Philadelphia; his second career multi-homer game, also: June 1, 2019 at Pittsburgh, as a member of the Brewers.
- Recorded a season-high three RBI, September 14 vs. Los Angeles (NL); the fifth three-RBI game of his Braves tenure, last: September 24, 2023 at Washington.
- Hit a solo home run in the fourth inning, September 20 at Miami; his 17th of the season – matching his career-high (2023).
 - Marked Atlanta's 200th longball of the season; one of three clubs with at least 200 home runs in each of the last five full seasons (excl. 2020), also: Houston and New York (AL).

2024 STARTS BY POSITION

P:	Morton - 30, Fried - 29, Sale - 29, López - 25, Schwellenbach - 21, Elder - 10, Holmes - 7, Kerr - 2, Strider - 2, Vines - 2, Waldrep - 1, Winans - 2, Smith-Shawver - 1
C:	d'Arnaud - 89, Murphy - 69, Tromp - 19
1B:	Olson - 162
2B:	Albies - 99, Merrifield - 40, Alvarez Jr. - 7, Williams - 6, Guillorme - 5, Fletcher - 3, Biggio - 1, Short - 1
3B:	Riley - 109, Urshela - 36, Short - 12, Williams - 4, Alvarez - 1
SS:	Arcia - 156, Short - 4, Guillorme - 1, Williams - 1
LF:	Kelenic - 64, Duvall - 30, Laureano - 26, Rosario - 23, Wall - 10, White - 3, Williams - 3, Soler - 3
CF:	Harris II - 109, Kelenic - 47, Laureano - 4, White - 2
RF:	Acuña Jr. - 48, Duvall - 44, Soler - 43, Laureano - 24, Anderson - 2, Martínez - 1
DH:	Ozuna - 162

2023

- **Awards:** National League All-Star...MLB Play of the Week (7/2/23, Atlanta).
- Completed his eighth major league season (third with Atlanta), posting a slash line of .264/.321/.420 (129-for-488) in 139 games.
 - ✎ He hit 17 home runs and 25 doubles, while recording 65 RBI and 66 runs.
 - ✎ Established career-highs in home runs, doubles, RBI, runs, slugging percentage and multi-hit games (36).
- Started 136 of Atlanta's games during the regular season; all at shortstop.
 - ✎ Appeared twice as a pinch-hitter (1-for-2, double) and once as a defensive replacement.
 - ✎ His 139 games were his most since 2019 with Milwaukee (152).
- Started at shortstop in each of the club's four postseason games...Reached base safely in three of the four contests.
- Among qualified shortstops, ranked seventh in batting average (.264); eighth in on-base percentage (.321) and slugging percentage (.420); ninth in OPS (.741).
 - ✎ His 11 three-hit efforts were bested at the position by Texas' Corey Seager (16), Toronto's Bo Bichette (15), Kansas City's Bobby Witt Jr. (15) and Cleveland/Los Angeles' (NL) Amed Rosario (13).
- Defensively, ranked 10th in FanGraphs' Outs Above Average (4).
- On Atlanta's 10-day Injured List (fractured left wrist) from April 14 to May 7, 2023, missing 21 games...Did not require a rehabilitation stint.
- Posted a 1.006 OPS against left-handed pitchers; seventh-highest among MLB qualifiers.
- Totaled six go-ahead RBI in the eighth inning-or-later during the regular season.
 - ✎ The only players to tally more such RBI were Eugenio Suárez – then of Seattle, Arizona's Corbin Carroll and Miami's Bryan De La Cruz, each with seven.
- Hit walk-off single in the bottom of the ninth inning in the Braves home opener, April 6 vs. San Diego.
 - ✎ Marked his sixth career walk-off RBI and third with Atlanta, also: May 11, 2022 vs. Boston and June 20, 2022 vs. San Francisco.
- Hit a go-ahead home run (solo) in the ninth inning of an eventual Braves win, May 17 at Texas off, LHP Brock Burke.
 - ✎ Marked the third go-ahead home run in the ninth inning-or-later of his career and second as a member of the Braves, also: May 11, 2022 vs. Boston.
 - ✎ In the following contest, May 19 vs. Seattle – put the Braves ahead, 3-2, with an RBI-single in the seventh inning.
- Hit a game-tying home run (solo) in the ninth inning of an eventual Braves win, June 8 vs. New York (NL) off, RHP David Robertson.
 - ✎ In the following contest, June 9 vs. Washington – delivered a go-ahead RBI-single...Marked the second consecutive game that he delivered a game-tying or go-ahead hit in the eighth inning-or-later.
 - ✎ Became first Braves player with such heroics in back-to-back games since Matt Olson, June 26, 2022 vs. Los Angeles (NL) and June 28, 2022 at Philadelphia.
- Elected as the starting shortstop for the National League, batted ninth, in the 2023 All-Star Game, July 11 at Seattle's T-Mobile Park; his first career nod.
 - ✎ Went 0-for-2 with a groundout and a strikeout.
 - ✎ Became the first Brave to start at shortstop since Edgar Renteria in 2006.
- Hit a solo home run, July 20 vs. Arizona, off RHP Zac Gallen.
 - ✎ The longball was Atlanta's first hit in the contest after Gallen had retired each of the first 16 batters he faced.
 - ✎ The 5.1 innings stood as the longest no-hit/perfect game bid by any pitcher against the Braves during the 2023 regular season.
 - ✎ Atlanta went on to win the game by a 7-5 score.
- Homered for a second consecutive game, July 21 at Milwaukee, off RHP Freddy Peralta – his first career home run at American Family Field as a visiting player.
- Established a then career-high (17, 2024) with his 16th home run of the season, August 30 at Colorado, off LHP Kyle Freeland.
 - ✎ His previous high of 15 was done twice, 2017 and 2017 – both with Milwaukee.
 - ✎ The longball marked Atlanta's 250th of the season; most within a single-season in franchise history.
 - ✎ The 2019 club tallied 249 home runs.

- Hit a go-ahead, three-run home run in the 10th inning of an eventual Atlanta win, September 2 at Los Angeles (NL), off LHP Alex Vesia.
- **A** Marked his sixth career game-tying or go-ahead HR in the ninth inning-or-later and third of the season, also: May 17 at Texas and June 8 vs. New York (NL).

MAJOR LEAGUE NOTES

- Produced two of Atlanta's eight walk-off RBI in 2022.
 - **A** His first was home run on May 11 of Boston's Ryan Brasier, sealing a win, 5-3, in the bottom of the ninth inning.
 - **A** Also had a walk-off single on June 20 vs. San Francisco off Camilo Doval.
- In 2020, batted .260 (45-for-173) in 59 games with Milwaukee and made 52 starts, all at shortstop.
- Recorded three hits on Opening Day at Chicago-NL in 2020...Were the only hits of the game for the Brewers as Kyle Hendricks threw a three-hit shutout.
 - **A** Arcia became the first player in the Modern Era (since 1900) to produce three hits from the ninth spot in the batting order as his team's only hits of the game.
- From June 19 – August 25, 2019, had a streak of 50 consecutive games at shortstop without committing an error...Was the second longest streak by a shortstop in Brewers franchise history.

MINOR LEAGUE NOTES

- **Awards:** 2015 Futures Game Selection (Milwaukee)...3x MiLB.com Organization All-Star (2013-15)...2015 Rawlings MiLB Gold Glove (SS)...2016 Pacific Coast League Mid-Season All-Star...2016 Pacific Coast League Post-Season All-Star...2015 Southern League Mid-Season All-Star...2015 Southern League Post-Season All-Star...2015 MiLB.com Staff Choice for Breakout Prospect...Southern League Player of the Week (6/1/15)...Florida State League Player of the week (6/30/14).
- Tabbed by Baseball America as the No. 94 prospect pre-2015 and No. 8 pre-2016...MiLB Pipeline.com rated him No. 88 pre-2015 and No. 6 pre-2016...Ranked No. 93 pre-2015 and No. 12 pre-2016 – according to Baseball Prospectus.
- Entered 2016 as the top prospect in the Brewers organization and eighth-best prospect in baseball according to *Baseball America*.

PERSONAL

- Orlando is married to his wife, Elena...The couple has twin daughters, Mia and Isabella.
- His older brother, Oswaldo, was an outfielder with Minnesota (2013-16), Tampa Bay (2016), Miami (2016) and San Diego (2016).

TRANSACTIONS

- Signed by the Milwaukee Brewers as a non-drafted free agent on October 22, 2010.
- Acquired by the Atlanta Braves from the Milwaukee Brewers on April 6, 2021, in exchange for RHP Chad Sobotka (minors) and Patrick Weigel (minors).
- On Atlanta's injured list (left hamstring strain) from August 10 to September 1, 2022...Included a rehab stint with Triple-A Gwinnett.
- On Atlanta's Injured List (fractured left wrist) from April 14 to May 7, 2023. Did not require a rehabilitation stint.
- Signed a three-year, \$7.3 million contract extension on March 30, 2023...The deal includes a \$2 million club option and a \$1 million buyout for the 2026 season.



NON-ROSTER INVITEE

DRAKE BALDWIN

75

CATCHER

Full Name: **Drake Randall Baldwin**Bats: **Left**Throws: **Right**Height: **6-0**Weight: **220**DOB: **March 28, 2001**Opening Day Age: **23**Born: **Madison, WI**Resides: **Madison, WI**MLB Debut: **--**MLB Service Time: **0.000**Acquired: **Braves' third-round pick in 2022**Contract Status: **Signed through 2025**

2025

• Pre-Season Prospect Rankings:

- ▲ Baseball Prospectus - No. 37 overall, No. 1 in Braves organization.
- ▲ Baseball America - No. 53 overall.
- ▲ MLB Pipeline.com - No. 63 overall, No. 7 catcher.

2024

- **Awards:** 2024 Futures Game Selection (Atlanta).
- 23-year-old Drake Baldwin completed his third professional season (all with Atlanta), posting a slash line of .276/.370/.423 (129-for-468) in 124 games between Triple-A Gwinnett (72) and Double-A Mississippi (52).
 - ▲ He hit 16 home runs, 19 doubles and one triple, while recording 88 RBI and 58 runs.
 - ▲ Threw out 23-of-113 (20.4%) of attempted base stealers.
 - ▲ Earned his promotion to Triple-A Gwinnett on June 11, along with INF Nacho Alvarez Jr.
 - ▲ Rated as Atlanta's No. 5 prospect at the time of his call-up, according to MLB.com.
- Hit safely in 53 of 72 games (73.6%) during his first Triple-A season, batting .298 (82-for-275, with 12 home runs, 13 doubles, one triple, 55 RBI and 40 runs with an .891 OPS.
- Among International Leaguers, ranked second in RBI (55) and walks (52); sixth in hits (82); seventh in on-base percentage (.407).
- Notched a 20-game on-base streak, spanning June 21-July 23.
 - ▲ Batted .311 (23-for-74), with four home runs, four doubles and 13 RBI during the stretch.

- Started at DH for the National League squad in the MLB All-Star Futures Game, July 13, in Arlington, TX.
 - ▲ Went 1-for-2 with a sacrifice fly and a solo home run off Toronto's RHP Fernando Perez in the 6-1 win over the American League.
 - ▲ Became the eighth Gwinnett player to participate in a Futures Game, joining Bararo Cañizarez (2009), Mike Minor (2010), Julio Teheran (2011), Joey Terdoslavich (2013), Christian Bethancourt (2014), Touki Toussaint (2018) and Drew Waters (2021).
- Drew a bases loaded walk in the bottom of the 10th inning, June 15 vs. Nashville, securing a 4-3 walk-off victory.
- Played for Peoria in the Arizona Fall League following the 2024 season.

2023

- **Awards:** 2023 MiLB.com Organization All-Star (Atlanta)...2023 South Atlantic League Post-Season All-Star (Atlanta)...South Atlantic League Player of the Week (8/27/2023).
- Completed his second professional season (both with Atlanta), posting a slash line of .270/.385/.460 (108-for-400) in 109 games between High-A Rome (92), Double-A Mississippi (14) and Triple-A Gwinnett (3).
 - ▲ He hit 16 home runs, 26 doubles and one triple, while recording 61 RBI and 63 runs.
 - ▲ Threw out 28-of-120 (23.3%) of attempted base stealers.
 - ▲ Named an MiLB.com Organization All-Star and South Atlantic League Post-Season All-Star.

✎ Earned his promotion to Double-A on August 29...Promoted to Triple-A on September 22.

- Among Braves farmhands, ranked third in doubles, extra-base hits (43), slugging percentage and OPS (.844); fourth in total bases (184); sixth in walks (67); tied for sixth in home runs (16); eighth in hits (108) and OBP; tied for eighth in RBI and runs; ninth in batting average – among qualifiers.
- Among South Atlantic leaguers, ranked fourth in OPS (.851); tied for fifth in doubles (25); sixth in on-base percentage (.385); tied for seventh in walks (61); eighth in extra-base hits (40) and slugging percentage (.466).
- Hit his first professional home run (two-run), April 18 vs. Hudson Valley, off RHP Chase Hampton.
- Had two multi-homer games – both with High-A Rome: May 16 at Hickory (both two-run) and August 24 vs. Greensboro (both solo).
- Prior to being promoted to Double-A Mississippi, hit .393 (24-for-61), with five home runs and 12 RBI in August...Over that 16-game span, led all High-A qualifiers with a 1.247 OPS.
- Hit safely in his final 15 games with High-A Rome, spanning August 2-24; tied for the second-longest streak of the season among all South Atlantic Leaguers.
 - ✎ Slashed .421/.522/.807 (24-for-57), with five home runs and seven doubles..
 - ✎ Overall, his streak ran 18 games, through September 5 – including his first three games with Double-A Mississippi.
- Named the South Eastern League Player of the Week for the period ending August 27.
 - ✎ Hit .600 (9-for-15) with three home runs and two doubles, while recording five RBI, five runs and an OPS of 1.980 in five games.
- Finished the season as Atlanta's No. 26 overall prospect, according to MLBPipeline.com.

2022

- Split the 2022 season between Low-A Augusta and the Florida Complex League, combining to post a .258 batting average (23-for-89) with five doubles and 15 runs across 24 total games.
 - ✎ Threw out 6-of-47 (12.8%) of attempted base stealers.
- Made his debut in the Braves organization with the FCL club on August 2, going 2-for-3 with a double and a run against Pittsburgh's affiliate.
- Listed as Atlanta's No. 17 prospect, according to MLBPipeline.com.

AMATEUR

- Attended West Madison High School (Madison, WI).
- Competed collegiately at Missouri State University.
 - ✎ During his junior season in 2022, he reached safely in 57 of 60 games.
 - ✎ Also, during his junior season, ranked highly in the conference in RBI (1st), home runs (2nd), slugging percentage (3rd), on-base percentage (3rd) and total bases (3rd).
 - ✎ Won the MVC's Elite 17 Award, given to the player with the highest GPA in the championship game.
 - ✎ Finished his college career as the team's all-time leader in fielding percentage (.994).

TRANSACTIONS

- Selected by the Atlanta Braves in the third round of the 2022 MLB First-Year Player Draft from Missouri State University (Springfield, MO).

- His 27 holds in 2019 were third-highest total in White Sox franchise history behind Barry Jones (30 in 1990) and Nate Jones (28 in 2016), and the most by a left-hander.
- In 2022, was limited to 32 appearances due to a pair of stints on the injured list.
 - ✎ Lowered his ERA from 3.51 in 2021 to 2.36 despite an increase in FIP from 2.96 to 3.19.
- In 2021, ranked highly in multiple categories among American League relievers: Ground Ball Percentage (1st, 77.6); Opponent Slugging (2nd, .250); Holds (T4th, 21); Opponent OPS (6th, .560); HR/9.0 IP (8th, 0.48).
 - ✎ Established career highs in strikeouts (75), wins (five) and appearances (62).
 - ✎ His 11.98 SO/9.0 IP was the highest among relievers to lead the majors in GB percentage since at least 1987 (STATS).
 - ✎ Held left-handed hitters to .151/.173/.151 (11-73) with no extra-base hits and 32 strikeouts.
 - ✎ Went 3-1 with a 1.52 ERA (4 ER/23.2 IP), 29 strikeouts and a .157 (13-83) opponents average over his last 27 outings.
- In 2020, was limited by a left biceps strain to nine appearances and 9.1 IP.
- In 2019, ranked highly among AL relievers in multiple categories: IRS Percentage (2nd, 19.4), Holds (T6th, 27), ERA (7th, 2.13), Opp. AVG (T9th, .184).
 - ✎ Among left-handed relievers specifically, ranked highly in ERA (3rd), holds (4th), opponents average (5th), games (T9th, 58) and innings pitched (T9th, 67.2).
 - ✎ Limited first batters to a .115 (6-52) average, the third-best mark by a White Sox pitcher since 1974 behind David Robertson (.100 in 2015) and Kevin Hickey (.105 in 1981).
 - ✎ Posted a 0.49 ERA (1 ER/18.1 IP) and .100 (6-60) opponents average over his first 16 outings with the White Sox.
 - ✎ Compiled a 0.68 ERA (1 ER/13.1 IP) over 11 games in May.
 - ✎ Tossed 9.0 consecutive scoreless innings over his last seven outings, recording a hold in each of the last five.
- Split the 2018 season between the White Sox (37 games) and Triple-A Charlotte (31)...Averaged 9.95 strikeouts per 9.0 IP (35 K/31.2 IP) with a 3.50 strikeout-to-walk ratio (10 BB) with Chicago.
 - ✎ Made his first career Opening Day roster, working 0.1 scoreless IP in the season-opener on 3/29 at Kansas City.

POSTSEASON

- Has six total games of postseason experience, five with Chicago (AL) and one with Atlanta.
 - ✎ In total, Bummer owns a 3.68 ERA (3 ER/7.1 IP) in postseason play...All three runs were scored in Game 2 of the 2021 ALDS at Houston.
 - ✎ Apart from that game, Bummer has authored 7.0 scoreless frames of playoff exertion.

MINOR LEAGUE NOTES

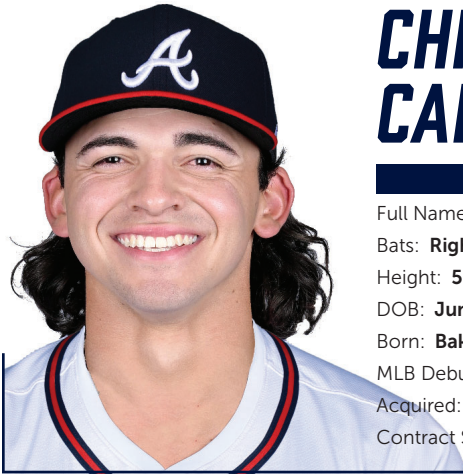
- Began the 2017 season with Low-A Winston-Salem before earning promotions to Double-A Birmingham, Triple-A Charlotte and the White Sox during the campaign.
 - ✎ Contract was selected from Charlotte on July 27...Made his major-league debut that night vs. the Cubs, allowing one run over 1.0 inning.

AMATEUR

- Attended the University of Nebraska, where he went 11-6 with a 3.06 ERA, one save and 110 strikeouts over 51 career appearances (23 starts).
- Earned Academic All-Big Ten honors in 2013 and '14.
 - ✎ Was on the Nebraska Scholar-Athlete Honor Roll in Fall of 2011 and 2013 and Spring of 2012 and 2013.
- Graduated in 2010 from Sunrise Mountain High School in Peoria, Ariz.

TRANSACTIONS

- Acquired by the Atlanta Braves from the Chicago White Sox in exchange for INF Braden Shewmake, LHP Jared Shuster, INF Nicky Lopez, RHP Michael Soroka and minor-league RHP Riley Gowens on November 16, 2023.
- On White Sox injured list with a left lat strain (June 9-September 5, 2022); included injury rehab assignment to Triple-A Charlotte (August 30-September 4, 22).
- Was on the 10-day injured list from June 28-July 15, 2019 with a strained right hamstring.
- Began the 2019 season on the injured list with a strained right hip.
- Began the 2016 season on Rookie-Level Great Falls injured list while recovering from left elbow surgery...Was reinstated on July 19.
- Missed the entire 2015 season after undergoing season-ending surgery on April 7 to remove loose bodies in his left forearm.
- Selected by the White Sox in the 19th round of the 2014 First-Year Player Draft.



CHRISTIAN CAIRO

70

INFIELDER

Full Name: **Christian Miguel Cairo**

Bats: **Right**

Throws: **Right**

Height: **5-9**

Weight: **185**

DOB: **June 11, 2001**

Opening Day Age: **23**

Born: **Bakersfield, CA**

Resides: **Clearwater, FL**

MLB Debut: **--**

MLB Service Time: **0.000**

Acquired: **Rule 5 selection from Cleveland, December 11, 2024**

Contract Status: **Signed through 2025**

2024

- 23-year-old Christian Cairo completed his fifth professional season (all with Cleveland), posting a slash line of .241/.354/.326 (82-for-341) in 108 games between Triple-A Columbus (69) and Double-A Akron (39).
 - ▲ He hit four home runs, nine doubles and four triples, while recording 39 RBI and 48 runs...Went 26-for-30 in stolen base attempts.
 - ▲ Earned his promotion to Triple-A Columbus on June 3.
 - ▲ Hit a walk-off double in the bottom of the 11th inning, August 20 vs. Indianapolis.

MINOR LEAGUE NOTES

- Entering his sixth professional season and first as a member of the Braves organization
 - ▲ Cleveland (2019, '21-24).
- Owns a career minor league slash line of .221/.359/.314 (250-for-1,129) in 357 games, appearing primarily at second base...He's also played third base, shortstop, left field and first base.
- Played for Peoria in the Arizona Fall League following the 2023 season.
- In 2021, led all Cleveland farmhands with 19 stolen bases between High-A Lake County and Single-A Lynchburg.
- Made his professional debut in 2019 with Cleveland's rookie-level affiliate in Arizona.

AMATEUR

- Attended Calvary Christian High School (Clearwater, FL).
 - ▲ As a senior in 2019, named Preseason All-American and First Team All-Florida Region by Perfect Game.
- Upon being drafted, forewent his commitment to play baseball at Louisiana State University.

PERSONAL

- Christian's father, Miguel, played for nine different clubs as a utility player over his 17-year major league career from 1996-2012...He currently serves as the bench coach for the Washington Nationals.

TRANSACTIONS

- Selected by Cleveland in the fourth round of the 2019 MLB First-Year Player Draft from Calvary Christian High School (Clearwater, FL)...Signed by Steffan Segui.
- Selected by the Atlanta Braves in the second-round of the 2024 Rule 5 Draft from the Cleveland Guardians.



CONNER CAPEL

91

OUTFIELDER

Full Name: **Michael Conner Capel**

Bats: **Left**

Throws: **Left**

Height: **6-0**

Weight: **185**

DOB: **May 19, 1997**

Opening Day Age: **27**

Born: **Katy, TX**

Resides: **Porter, TX**

MLB Debut: **June 27, 2022**

MLB Service Time: **0.105**

Acquired: **Signed as a free agent, December 7, 2024**

Contract Status: **Signed through 2025**

NON-ROSTER INVITEE

2024

- 27-year-old Conner Capel played in his third major league season (first with Cincinnati), going 2-for-8 with one run and one stolen base in five games from May 11-16.
- Played 74 games for Cincinnati's Triple-A Louisville affiliate, hitting .218 (51-for-234), with 12 home runs, 12 doubles and one triple... Recorded 33 RBI and scored 34 runs...Went 9-for-13 in stolen base attempts.

MAJOR LEAGUE NOTES

- Entering his ninth professional season and first as a member of the Braves organization.
 - Previous organizations: Cleveland (2016-18), St. Louis Cardinals (2018-19, '22), Oakland Athletics (2022-23) and Cincinnati Reds (2024).
- Recorded his first career hit (single) in the bottom of the ninth inning during his first career start, June 29, 2022 vs. Miami, off that year's eventual National League Cy Young Award-winner RHP Sandy Alcántara.
 - Hit his first career home run (solo), July 4, 2022 at Atlanta, off RHP Jesse Chavez.

PERSONAL

- Conner's father, Mike, pitched to a 4.62 ERA (32 ER/62.1 IP) and recorded three saves over 49 major league appearances for the Cubs (1988), Brewers (1990) and Astros (1991).
- His Godfather, Roger Clemens, pitched for four different clubs over his 24-year major league career from 1984-2007...Conner's father Mike, was college teammates with Roger at the University of Texas.

CAREER HIGHS

Most Runs

2, 9/24/22, OAK vs. NYM

Most Hits

3, 9/24/22, OAK vs. NYM

Most Doubles

1, 5x, last: 6/23/23, OAK at TOR

Most Triples

1, 9/24/22, OAK vs. NYM

Most Home Runs

1, 3x, last: 9/25/22, OAK vs. NYM

Most RBI

4, 9/24/22, OAK vs. NYM

Most Walks

3, 4/29/23, OAK vs. CIN

Most Stolen Bases

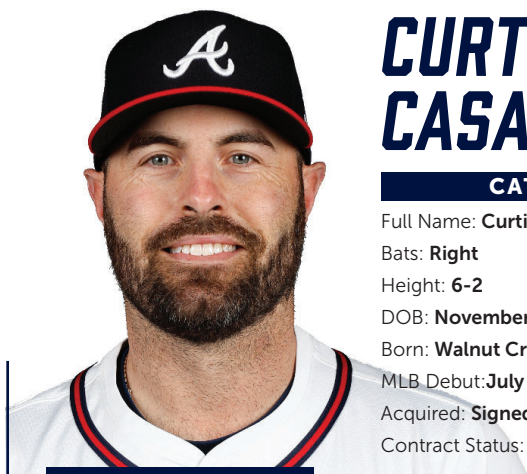
2, 4/5/23, OAK vs. CLE

Longest Hitting Streak

7 games, 4/17-4/24/23

TRANSACTIONS

- Selected by the Cleveland Indians in the fifth round of the 2016 MLB First-Year Player Draft.
- Acquired by St. Louis, along with outfielder John Torres from Cleveland on July 31, 2018, in exchange for outfielder Óscar Mercado.
- Selected off waivers by Athletics from the Cardinals on September 9, 2022.
- Signed a minor league contract with the Cincinnati Reds on December 26, 2023.
- Signed a minor league contract with the Atlanta Braves on December 7, 2024.



**CURT
CASALI**

53

CATCHER

Full Name: **Curtis Michael Casali**

Bats: Right

Throws: **Right**

Height: **6-2**

Weight: **220**

DOB: November 9, 1988

Opening Day Age: **36**

Born: **Walnut Creek, CA**

Resides: **Nashville, TN**

MLB Debut: **July 18, 2014**

MLB Service Time: **8.117**

Acquired: Signed as a free agent, January 16, 2025

Contract Status: **Signed through 2025**

NON-ROSTER INVITEE

2024

- 36-year-old Curt Casali completed his 11th major league season (third with San Francisco), posting a slash line of .194/.293/.250 (21-for-108) in 41 games.
 - He hit one home run and three doubles, while recording eight RBI and 12 runs... Threw out 9-of-55 (16.4%) of attempted base stealers.
- Started 38 of San Francisco's games during the regular season, all at catcher.
 - Appeared three times as a defensive replacement.
- Played 23 games for Chicago's (NL) Triple-A Iowa affiliate, hitting .362 (25-for-69), with two home runs and three doubles...Recorded 11 RBI and 13 runs...Threw out 1-of-30 (3.3%) of attempted base stealers.
 - Signed a minor league contract with the Miami Marlins on February 16, 2024.
 - Signed a minor league contract with the Chicago Cubs on March 29, 2024.
 - Signed a one-year, \$1 million contract with the San Francisco Giants on May 15, 2024.

MAJOR LEAGUE NOTES

- Entering his 15th professional season and first as a member of the Braves organization.
 - Previous organizations: Detroit Tigers (2011-12), Tampa Bay Rays (2013-18), Cincinnati Reds (2018-20, '23), San Francisco Giants (2021-22, '24), Seattle Mariners (2022). Chicago Cubs (2024).

CAREER HIGHS

Most Runs

3, 5/16/22, SF at COL

Most Hits

3, 14x, last: 5/16/22, SF at COL

Most Doubles

1, 61x, last: 9/12/24 SF vs. MIL

Most Triples

1. 6/17/21, SF vs. ARI

Most Home Runs

2, 3x, last: 5/16/22, SF at COL

Most RBI

4. 5x, last: 5/16/22. SF at COL

Most Walks

3, 2x, last: 7/6/24, SF at CLE

Most Stolen Bases

1, 2x, last: 9/27/20, CIN at MIN

Longest Hitting Streak

6 games, 2x, last: 4/30-5/16/22

- He's reached the majors with Tampa Bay (2014-17), Cincinnati (2018-20, '23), San Francisco (2021-22, '24) and Seattle (2022), slashing .218/.312/.369 (298-for-1,367) over 543 games.

- A He's appeared primarily at catcher, throwing out 68-of-287 (23.7%) of attempted base stealers....Has also played first base, third base and second base.
- Made his MLB debut, July 18, 2014 at Minnesota, as a member of the Rays...Started at catcher, batting eighth (1-for-4, run).
 - A Recorded his first career hit (single) in his first plate appearance, off RHP Kyle Gibson.
 - A At the time of his July 18 call up, was less than one year removed from playing for High-A Charlotte.
- Hit his first career home run (solo), June 17, 2015 at Washington, off RHP Jordan Zimmermann... Recorded three hits and reached base four times in the contest — all while catching a two-hit shutout in a 5-0 Tampa Bay win.
 - A Became the first Rays player to reach four times while catching a shutout since Michel Hernández, April 30, 2009 vs. Boston.
- He's made his club's Opening Day roster six times: Tampa Bay (2016), Cincinnati (2019-20, '23) and San Francisco (2021-22).
 - A Has appeared in his club's season opener once — starting at catcher in 2020 with Cincinnati (1-for-2, two walks).
- Caught five shutouts over the span of 11 team games, from April 11-22, 2021, as a member of the Giants.
 - A Became the fifth player in the Modern Era (since 1900) to catch a shutout in five consecutive starts.
 - A Became the first catcher to do so with five different starting pitchers: RHP Anthony DeSclafani (4/11 vs. COL), RHP Jhonny Cueto (4/14 vs. CIN), LHP Alex Wood (4/18 at MIA), RHP Kevin Gausman (4/19 at PHI) and RHP Aaron Sanchez (4/22 vs. MIA).
- Became the first Reds catcher in the Modern Era (since 1900) to start a game batting leadoff (1-for-4, double, run), April 15, 2019 at Los Angeles (NL).
 - A Batted first in the order for the first time since his freshman year at New Canaan High School (Canaan, CT), though he did hit leadoff as the DH in his first exhibition appearance of 2019 Spring Training.

- Hit a solo home run in his first plate appearance as a member of the Reds, June 2, 2018, off LHP Eric Lauer.
 - A Became the first Reds player to homer in their first plate appearance with the club since Adam Duvall, August 31, 2015 at Chicago (NL), off RHP Justin Grimm.
- In 2015, he became the fourth catcher in Rays franchise history to hit at least 10 home runs in a season.
 - A Hit his 10th home run in his 68th career game.
- Slugged 10 home runs in 101 at-bats in 2015, after going homerless over 72 at-bats during his debut season in 2014.
 - A Led the majors with 10.1 AB/HR (min. 100 at-bats).
 - A Marked the lowest AB/HR ratio by an American Leaguer, within a single-season, since Hall-of-Famer Frank Thomas (8.75, 2005).
- Went deep twice in consecutive games, July 27-28, 2015 vs. Detroit — this, after entering play on July 27 with three career home runs.
 - A Became the first rookie catcher in MLB history with multiple home runs in back-to-back team games.

POSTSEASON

- He's gone 0-for-3 in three career postseason games across two series, with Cincinnati (2020) and San Francisco (2021).
- Caught the first 6.0 innings of a 13-inning, 1-0 Reds loss in 2020 NLWC Series Game 1 at Atlanta.
 - A Stands as the longest (by innings) 1-0 game in postseason history.

MINOR LEAGUE NOTES

- Awards:** 2x MiLB.com Organization All-Star (2012 with Detroit and 2013 with Tampa Bay)...2013 Florida State League Mid-Season All-Star (Tampa Bay)...Rays Minor League Hitter of the Month (August 2013).
- Owns a career minor league slash line of .270/.372/.409 (447-for-1,655) in 487 games.
- Began the 2014 season with Tampa Bay's Double-A Montgomery, and earned a promotion to Triple-A Durham on May 5.

- Appeared in 81 games during the 2013 season between Tampa Bay's High-A Charlotte (46) and Double-A Montgomery (35), slashing .317/.405/.489 (90-for-284), with 10 home runs, 17 doubles and one triple, while recording 53 RBI and 40 runs.
 - ✎ Named to the Florida State League Mid-Season All-Star Team.
 - ✎ Hit .383 (46-for-120) for Double-A Montgomery after his promotion on July 24.
 - ✎ Named Tampa Bay's Minor League Player of the Month for August, after batting .396 (38-for-96), with five home runs, 10 doubles, 26 RBI and 16 walks.
 - ✎ Caught all nine innings of RHP Victor Mateo's no-hitter for Double-A Montgomery, August 24 vs. Jacksonville.
- Opened the 2012 season with Detroit's Single-A West Michigan...Promoted to High-A Lakeland in June and appeared in 46 games.
 - ✎ Named an Organizational All-Star by MLB.com.
- Made his professional debut with Detroit's Low-A Connecticut, July 21, 2011...After 10 games with Connecticut, was promoted to Class-A West Michigan.

AMATEUR

- Attended New Canaan High School (Canaan, CT), where he played baseball, basketball and football.
 - ✎ As a quarterback, was All-State in football after leading his team to the state championship.
 - ✎ Was a high school teammate of NHL player and U.S. Olympian Max Pacioretty.
- Hit above .300 in each of his four seasons at Vanderbilt University, where he was a college teammate of St. Louis' RHP Sonny Gray and former MLB infielder Pedro Álvarez.
 - ✎ Was hosted on his campus visit by Álvarez and former MLB LHP David Price.
 - ✎ Graduated from Vanderbilt with a degree in corporate communications.
 - ✎ Played for the 2010 Cape Cod League champion Cotuit Kettleers, where he was teammates with MLB catcher James McCann and former MLB infielder C.J. Cron.

PERSONAL

- His father, Lou, played quarterback at Columbia University in 1979 and 1980.
- His brother, Andrew, played baseball at the University of Maryland, Baltimore County (UMBC), while brother Chase, a 2020 graduate of Vanderbilt University, was a student manager on the Commodores baseball team from 2018-20.
- His brother-in-law Ted Sobolewski has served as the head men's rowing coach at Stanford University since July 2019.
- One of Curt's first youth baseball coaches was sports columnist and author Mike Lupica.

TRANSACTIONS

- Selected by Detroit Tigers in the 10th round of the 2011 First-Year Player Draft from Vanderbilt University (Nashville, TN)...Signed by Harold Zonder.
- Acquired by the Tampa Bay Rays from the Detroit Tigers on March 25, 2013, in exchange for LHP Kyle Lobstien.
- Signed a minor league contract with the Los Angeles Angels on November 28, 2017.
- Signed a minor league contract with the Texas Rangers on January 18, 2018.
- Signed a minor league contract with the Tampa Bay Rays on March 22, 2018.
- Acquired by the Cincinnati Reds from the Tampa Bay Rays on May 31, 2018, in exchange for cash considerations.
- Signed a one-year, \$1.5 million contract with the San Francisco Giants on January 5, 2021.
- Acquired by the Seattle Mariners, along with LHP Matthew Boyd from the San Francisco Giants on August 2, 2022, in exchange for RHP Michael Stryfeler (minors) and C Andy Thomas (minors).
- Signed a one-year, \$3.25 million contract with the Cincinnati Reds on December 22, 2022.
- Signed a minor league contract with the Miami Marlins on February 16, 2024.
- Signed a minor league contract with the Chicago Cubs on March 29, 2024.
- Signed a one-year, \$1 million contract with the San Francisco Giants on May 15, 2024.
- Signed a minor league contract with the Atlanta Braves on January 16, 2025.



GARRETT COOPER

59

INFIELDER

Full Name: **Garrett Nicholas Cooper**
Bats: **Right** Throws: **Right**
Height: **6-5** Weight: **235**
DOB: **December 25, 1990** Opening Day Age: **34**
Born: **Torrance, CA** Resides: **Miami, FL**
MLB Debut: **July 14, 2017** MLB Service Time: **6.131**
Acquired: **Signed as a free agent, January 12, 2025**
Contract Status: **Signed through 2025**

NON-ROSTER INVITEE

2024

- 34-year-old Garrett Cooper played in his eighth major league season, posting a slash line of .206/.267/.299 (22-for-107) in 36 games with Chicago-NL (12) and Boston (24).
 - ⚡ He hit one home run, five doubles and one triple, while recording six RBI and three runs.
- Started nine of Chicago's (NL) games during the regular season, making six starts as the club's designated hitter and three at first base.
 - ⚡ Appeared three times as a pinch-hitter (0-for-3).
- Started 18 of Boston's games during the regular season, making nine starts as the club's designated hitter and nine at first base.
 - ⚡ Appeared six times as a pinch-hitter (0-for-6).
- Played 20 games for Baltimore's Triple-A Norfolk affiliate, hitting .310 (22-for-71), with four home runs and three doubles...Recorded 24 RBI and nine runs....Earned International League Player of the Week honors (7/7/24)
 - ⚡ Signed a minor league contract with the Chicago Cubs on March 1, 2024.
 - ⚡ Acquired by the Boston Red Sox from the Chicago Cubs on August 27, 2024, in exchange for cash considerations.
 - ⚡ Signed a minor league contract with the Baltimore Orioles on June 25, 2024.

MAJOR LEAGUE AWARDS

- ⚡ 2022 NL All-Star (Miami).

CAREER HIGHS

Most Runs
4, 2x, last: 6/25/21, MIA vs. WSH

Most Hits
4, 2x, last: 6/4/19, MIA at MIL

Most Doubles
2, 4x, last: 9/8/22, MIA at PHI

Most Triples
1, 7x, last: 4/2/24, CHC vs. COL

Most Home Runs
2, 7/7/21, MIA vs. LAD

Most RBI
4, 3x, last: 8/30/20, MIA vs. TB

Most Walks
3, 4/6/21, MIA vs. STL

Most Stolen Bases
1, 7/5/21, MIA vs. LAD

Longest Hitting Streak
14 games, 6/6-6/23/19

MAJOR LEAGUE NOTES

- Entering his 13th professional season and first as a member of the Braves organization.
 - ⚡ Previous organizations: Milwaukee Brewers (2013-16), New York Yankees (2017), Miami Marlins (2018-2023), San Diego Padres (2023), Baltimore Orioles (2024), Chicago Cubs (2024) and Boston Red Sox (2024)

GARRETT COOPER

- A He's reached the majors with New York-AL (2017), Miami (2018-23), San Diego (2023), Chicago-NL (2024) and Boston (2024), slashing .265/.333/.427 (459-for-1,735) over 517 games.
- A He's appeared primarily at first base...Has also played right field and left field.
- Made his MLB debut, July 14, 2017 at Boston, as a member of the Yankees...Started at first base, batting sixth (0-for-4).
 - A Recorded his first career hit (double), July 16, 2020 (G2) at Boston, off LHP David Price.
 - A Hit his first career home run (solo), May 22, 2019 at Detroit, off LHP Daniel Norris.
- He's made his club's Opening Day roster seven times: Miami (2018-23) and Chicago-NL (2024).
 - A Has appeared in his club's season opener seven times, making five starts – two in right field (2018-19); one at designated hitter (2020); and two at first base (2022-23)...Entered twice as a pinch-hitter (0-for-1, walk).
- Appeared in a career-high 123 games during the 2023 season between Miami (82) and San Diego (41).
 - A Established career-highs in home runs (17) and RBI (61).
 - A Acquired by the San Diego Padres, along with RHP Sean Reynolds (minors) from the Miami Marlins on August 1, 2023, in exchange for LHP Ryan Weathers.
- Collected a career-best 33 doubles during his 2022 All-Star campaign with Miami.
 - A In 81 games prior to the All-Star break, posted a .283 batting average (82-for-290), with seven home runs, 21 doubles, one triple, 40 RBI and 28 runs.
- Hit his first career walk-off home run, May 22, 2021 vs. New York (NL), off RHP Drew Smith.
- Recorded his first career multi-homer game (both solo), July 7, 2021 vs. Los Angeles (NL).
- Logged three-straight multi-hit efforts from August 8-10, 2017, including a four-hit game, August 9 at Toronto.
 - A Became the second Yankee since 2000 with a four-hit effort within his first 10 major league games, joining Gary Sánchez (August 10, 2016 at Boston).

- Tallied 14 hits through his first 11 major league games from July 14-August 10, 2017.
 - A Matched Yangervis Solarte (2014) for the most hits by a Yankee through their first 11 career games since 1950.
 - A Overall, hit .326 (14-for-43) with five doubles, one triple and six RBI in 13 games with the Yankees

POSTSEASON

- He's slashed .167/.286/.389 (3-for-18), with one home run, one double, three RBI and two runs in five career postseason games across two series, both with Miami (2020).
 - A Made his postseason debut in 2020 NLWC Series Game 1 at Chicago (NL).
- Hit a go-ahead solo home run in the seventh inning of a scoreless affair in Game 2 of the 2020 NL Wild Card Series at Chicago (NL), off RHP Yu Darvish.
 - A Miami won the game, 2-0, sweeping the best 2-of-3 series...Marked the club's first postseason series win since winning the 2003 World Series in six games over New York (AL).

MINOR LEAGUE NOTES

- Awards:** 2017 Pacific Coast League Mid-Season All-Star (Milwaukee)...2016 Southern League Mid-Season All-Star (Milwaukee)...International League Player of the Week (7/7/24)...Pacific Coast League Player of the Week (7/9/17)...Florida State League Player of the Week (7/20/15)
- Owns a career minor league slash line of .306/.373/.473 (528-for-1,728) in 501 games.
- Began the 2017 season with Milwaukee's Triple-A Colorado Springs, hitting .366 (102-for-279), with 17 home runs, 29 doubles, 82 RBI and 64 runs in 75 games...Acquired by the New York Yankees, from the Milwaukee Brewers on July 13, 2017, in exchange for LHP Tyler Webb.
 - A Named the Pacific Coast League Player of the Week (July 9).
 - A Earned a PCL Mid-Season All-Star selection.
 - A At the time of the All-Star break, led all Triple-A players in batting average (.366) and doubles (29)...Ranked second in the PCL in RBI (82), on-base percentage (.428) and slugging percentage (.652).
 - A Went 1-for-3 with an RBI in the Triple-A All-Star Game.

- Earned Southern League Mid-Season All-Star honors in 2016, after hitting .299 (90-for-301) with four home runs, 22 doubles, one triple, 49 RBI and 27 runs in 92 games with Double-A Biloxi.
- Was promoted to Colorado Springs on July 26, 2016 and hit .276 (35-for-127) with five home runs, five doubles, 20 RBI and 17 runs in 36 games.
 - ✎ In 30 games in August and September, hit .317 (33-for-104) with five home runs and 19 RBI.
- In 2015, he appeared in 128 games between High-A Brevard County (119) and Double-A Biloxi (9), leading all Brewers minor leaguers with a .310 batting average (140-for-451).
 - ✎ Was named the Florida State League Player of the Week July 20 after tallying at least one hit in all six games during the week.
- Was limited to 67 games in 2014 between High-A Brevard County (53), Single-A Wisconsin (9) and the club's Arizona Rookie League affiliate (5).
 - ✎ Had three separate injured list stints (May 22-June 4, June 5-12 and July 3-11).
- Made his professional debut in 2013, appearing in 48 games between Single-A Wisconsin and the club's Helena Rookie League affiliate, hitting .283 (52-for-184) with six home runs, 10 doubles, three triples, 30 RBI and 26 runs.
 - ✎ Connected for two solo home runs in his first professional game, June 20 at Missoula, including a home run in his first plate appearance

AMATEUR

- Played two seasons at El Camino Community College (Torrance, CA), before transferring to Auburn University for two years.
 - ✎ As a senior in 2013, garnered a Second-Team All-SEC selection.
 - ✎ Majored in exercise science.

PERSONAL

- Garrett is married to his wife, Erica.
- He's the youngest of seven children in his family... Has two sisters, Kelli and Lindsey and four brothers, Rob, Matt, Brad and Dan.

TRANSACTIONS

- Selected by Milwaukee Brewers in the sixth round of the 2013 First-Year Player Draft from Auburn University (Auburn, AL)...Signed by Scott Nichols.
- Acquired by the New York Yankees, from the Milwaukee Brewers on July 13, 2017, in exchange for LHP Tyler Webb.
- Acquired by the Miami Marlins, along with LHP Caleb Smith from the New York Yankees on November 20, 2017, in exchange for RHP Michael King (minors) and international bonus slot money.
- Acquired by the San Diego Padres, along with RHP Sean Reynolds (minors) from the Miami Marlins on August 1, 2023, in exchange for LHP Ryan Weathers.
- Signed a minor league contract with the Chicago Cubs on March 1, 2024.
- Acquired by the Boston Red Sox from the Chicago Cubs on August 27, 2024, in exchange for cash considerations.
- Signed a minor league contract with the Baltimore Orioles on June 25, 2024.
- Signed a minor league contract with the Atlanta Braves on January 12, 2025.



NON-ROSTER INVITEE

DYLAN COVEY

76

RIGHT-HANDED PITCHER

Full Name: **Dylan Charles Covey**

Bats: **Right**

Throws: **Right**

Height: **6-2**

Weight: **210**

DOB: **August 14, 1991**

Opening Day Age: **33**

Born: **Glendale, CA**

Resides: **Glendora, CA**

MLB Debut: **April 14, 2017**

MLB Service Time: **4.119**

Acquired: **Signed as minor league free agent on February 8, 2025**

Contract Status: **Signed through 2025**

2024

- Made 18 appearances across three levels of Philadelphia's minor league organization, including 15 games with Triple-A Lehigh Valley... In total, posted an 0-2 record and a 2.66 ERA (6 ER/20.1 IP) in the minor leagues.
- Logged a 1.20 ERA (2 ER/15.0 IP) in 15 games with Triple-A Lehigh Valley.
 - Surrendered four earned runs across 5.1 innings (3 games) at the Single-A and Double-A levels.

MAJOR LEAGUE NOTES

- Has pitched at the major league level in just one of the past four seasons.
 - Pitched in 29 games split between the Philadelphia Phillies (28 games) and Los Angeles Dodgers (1 game).
- Across first three seasons, pitching for Chicago (AL), amassed a 6-29 record and a 6.54 ERA (182 ER/250.1 IP) across 63 games (45 starts).
- Recorded his first major league win on May 23, 2018 vs. Baltimore after allowing one run on six hits with eight strikeouts over 7.0 innings.
- Made major league debut April 14, 2017 versus Minnesota, allowing one run over 5.1 innings pitched while not factoring in the decision.
 - Fanned Byron Buxton in the second inning for his first career strikeout.

MINOR LEAGUE NOTES

- Spent the entirety of the 2022 season with the Rakuten Monkeys of the Chinese Professional Baseball League (23 games), notching a 13-6 record with a 3.47 ERA (54 ER/140.0 IP) with 100 strikeouts against 50 walks.

CAREER HIGHS

Most Innings Pitched

8.1, 7/21/18, CWS at SEA

Most Runs

9, 6/29/18, CWS at TEX

Most Earned Runs

8, 2x, last: 6/29/18, CWS at TEX

Most Hits Allowed

10, 3x, last: 6/13/18, CWS vs. CLE

Most Home Runs Allowed

4, 6/29/18, CWS at TEX

Most Walks

5, 6/18/18, CWS at CLE

Most Strikeouts

9, 5/13/17, CWS vs. SD

Longest winning streak

3 decisions, 5/23-6/13/18

Longest losing streak

8 decisions, 4/19/17-4/28/18

- Also pitched for Rakuten in 2021, going 3-4 with a 4.01 ERA (26 ER/58.1 IP) with 38 strikeouts against 17 walks.
- Was named a California League All-Star in 2015, playing for the Stockton Ports.
- Earned MiLB.com Organization All-Star honors while with Oakland in 2015.

TRANSACTIONS

- Signed with Atlanta as a minor league free agent with February 8, 2025.
- Signed with New York (NL) as a major league free agent on October 31, 2024...Was designated for release or assignment by the club on January 20, 2025.
- Placed on the 15-day injured list on March 25, 2024 with a right shoulder strain.
- Placed on injured list on September 28, 2023 with a back injury.
- Claimed off waivers by Philadelphia from Los Angeles (NL) on May 20, 2023.
- Signed with Los Angeles (NL) as a minor league free agent on January 26, 2023.
- Traded to Boston by Tampa Bay in exchange for cash considerations on July 21, 2020.
- Signed by Tampa Bay as a minor league free agent on January 29, 2020.
- Designated for release or assignment by Chicago (AL) on January 14, 2020...Was subsequently outrighted to the minors.
- Placed on injured list on September 16, 2019 with right shoulder inflammation.
- Placed on injured list on June 6, 2019 with right shoulder inflammation.
- Placed on injured list on May 26, 2017 with a back strain.
- Selected by Oakland from Chicago (AL) in the 2016 Rule 5 Draft.
- Placed on injured list on May 9, 2016 with a back strain.
- Placed on injured list on August 10, 2015 with a head laceration.
- Placed on injured list on July 22, 2015 with a right ankle sprain.
- Placed on the injured list on June 22, 2014 with a right shoulder strain.
- Selected by Oakland in the fourth round (131st overall) of the 2013 First-Year Player Draft

2024 DELAYS & POSTPONEMENTS

The Braves had 19 games during the 2024 season that were delayed (nine) or postponed (10) due to inclement weather...The club had two games that were postponed, twice: April 10 and September 26 vs. New York-NL and July 23 and July 24 (G2) vs. Cincinnati.

Date	Opponent	Time of Delay	Result
March 28	at Philadelphia	PPD - Rain (Rescheduled for March 29)	W, 9-3
March 30	at Philadelphia	27 minutes	W, 12-4
April 3	at Chicago-AL	PPD - Rain (Rescheduled for June 27)	L, 1-0
April 10	vs. New York-NL	PPD - Rain (Rescheduled for September 26)	PPD
April 11	vs. New York-NL	N/A	L, 16-4
May 10	at New York-NL	55 minutes	W, 4-2
May 18	vs. San Diego	PPD - Rain (Rescheduled for May 20 - G2)	W, 3-0
May 25	at Pittsburgh	58 minutes	L, 4-1
June 9	at Washington	35 minutes	L, 8-5
June 25	at St. Louis	PPD - Rain (Rescheduled for June 26 - G1)	
June 26 (G1)	at St. Louis	46 minutes	W, 6-2
July 6	vs. Philadelphia	31 minutes	W, 5-1
July 19	vs. St. Louis	PPD - Rain (Rescheduled for July 20 - G1)	
July 20 (G1)	vs. St. Louis	N/A	W, 3-2 (10)
July 23	vs. Cincinnati	PPD - Rain (Rescheduled for July 24 - G2)	PPD
July 24 (G2)	vs. Cincinnati	PPD - Rain (Rescheduled for September 9)	L, 1-0
August 26	at Minnesota	1 hour, 26 minutes	W, 10-6
September 25	vs. New York-NL	PPD - Rain (Rescheduled for September 30 - G2)	W, 3-0
September 26	vs. New York-NL	PPD - Rain (Rescheduled for September 30 - G1)	L, 8-7



DAVIS DANIEL

58

RIGHT-HANDED PITCHER

Full Name: **Robert Davis Daniel**
Bats: **Right** Throws: **Right**
Height: **6-1** Weight: **200**
DOB: **June 11, 1997** Opening Day Age: **27**
Born: **Atlanta, GA** Resides: **Birmingham, AL**
MLB Debut: **September 7, 2023** MLB Service Time: **1.029**
Acquired: **Trade with Los Angeles (AL), December 20, 2024**
Contract Status: **Signed through 2025**

2024

- Made six starts for the Angels in his second major league season, going 1-4 with a 6.23 ERA (21 ER/30.1 IP) and 28 strikeouts with the club.
 - Earned his lone win of the year in his season debut, June 27 vs. Detroit...Set career highs in innings (8.0) and strikeouts (8), allowing just four hits while holding the Tigers scoreless.
 - The start was the first of his major league career, and he became the first pitcher to toss at least 8.0 scoreless innings with eight-or-more strikeouts in his first career start since Colorado's Jason Jennings in 2001...He became just the fourth pitcher since 1901 with at least 8.0 scoreless innings, eight strikeouts and zero walks in his first MLB start, joining George McQuillan (1907 Phillies), Russ Ford (1910 Yankees) and Ron Herbel (1964 Giants).
- Over his final five starts with Los Angeles, went 0-4 with an 8.46 ERA (21 ER/22.1 IP) and a .347 batting average against him.
- Played the majority of his season with Triple-A Salt Lake, compiling a 9-7 record with a 5.42 ERA (71 ER/118.0 IP) over 22 games and 21 starts.
- The Atlanta native was acquired by the Braves from the Angels in exchange for LHP Mitch Farris on December 20.

MAJOR LEAGUE NOTES

- Made his major league debut, September 7, 2023, for the Los Angeles Angels...Pitched 3.0 scoreless innings of relief versus Cleveland in the Angels' win, 3-2.
 - Fanned Gabriel Arias in the fourth inning for his first major league strikeout.

CAREER HIGHS

Most Innings Pitched
8.0, 6/27/24, LAA vs. DET

Most Runs
7, 7/8/24, LAA vs. TEX

Most Earned Runs
7, 7/8/24, LAA vs. TEX

Most Hits Allowed
8, 2x, last: 8/12/24, LAA vs. TOR

Most Home Runs Allowed
2, 7/3/24, LAA at OAK

Most Walks
5, 9/22/23, LAA at MIN

Most Strikeouts
8, 6/27/24, LAA vs. DET

Longest winning streak
2 decisions, 9/29/23-6/27/24

Longest losing streak
4 decisions, 7/3-8/12/24

- Earned his first major league win on September 29, 2023 vs. Oakland, tossing the final 5.0 innings out of the bullpen in the Angels' win, 5-1...Allowed just two hits and one walk in the scoreless outing.

MINOR LEAGUE NOTES

- Has earned five Pitcher of the Week honors in his minor league career, twice in the Pacific Coast League in 2022 (September 4 and September 25) and twice in the Northwest League in 2021 (June 13 and June 27).
 - ✎ Also earned the honors with the Scottsdale Scorpions on October 14, 2023.
- Earned MiLB.com Organizational All-Star Honors with Los Angeles in 2021, after compiling a 4-7 record with a 3.92 ERA (50 ER/114.2 IP) over 23 games, 22 starts, between three levels of the Angels' system.
 - ✎ Was named Northwest League Pitcher of the Month that June, going 3-0 with a 1.29 ERA (4 ER/28.0 IP) over five starts for the Tri-City Dust Devils.

AMATEUR

- Played three collegiate seasons at Auburn University in Auburn, AL, where he studied business...Despite being sidelined with an elbow injury, was able to travel with team to Omaha for Auburn's first College World Series appearance since 1997.
 - ✎ Compiled a 7-7 record with a 5.37 ERA (83 ER/139.0 IP) over 37 games, 27 starts, for the Tigers in his collegiate career.
 - ✎ Underwent Tommy John surgery during his final season at Auburn (surgery performed by Dr. James Andrews in Pensacola, FL, Apr. 26, 2019)...He rehabbed at the Angels' minor league facilities in Tempe after being selected in the seventh round of the 2019 Draft.
 - ✎ Named to the Spring SEC Academic Honor Roll in 2019.
- Played in the Cape Cod League for the Brewster Whitecaps during the summer of 2017, and for the Chatham Anglers in the summer of 2018.
- Graduated from St. James HS (Montgomery, AL)...Had an 11-1 record as a senior and set the school record with 137 strikeouts in 70.0 innings...Was ranked by Perfect Game as the top right-handed pitcher in the state of Alabama.

TRANSACTIONS

- Acquired by the Atlanta Braves from the Los Angeles Angels in exchange for LHP Mitch Farris on December 20, 2024.
- On Los Angeles' 60-day injured list (right shoulder strain) from February 16 to August 31, 2023; included rehabilitation assignments to the ACL Angels and Single-A Inland Empire.
- Selected by the Los Angeles Angels in the seventh round of the 2019 First-Year Player Draft...signed by Todd Hogan.
- Selected by the Milwaukee Brewers in the 11th round of the 2018 First-Year Player Draft...did not sign.
- Selected by the Chicago Cubs in the 34th round of the 2016 First-Year Player Draft...did not sign.



**BRYAN
DE LA CRUZ**

14

OUTFIELDER

Full Name: **Bryan Starling De La Cruz**

Bats: **Right**

Throws: **Right**

Height: **6-2**

Weight: **175**

DOB: December 16, 1996

Opening Day Age: **28**

Born: **Santo Domingo Este, DR**

Resides: **San Isidro, DR**

MLB Debut: **July 31, 2021**

MLB Service Time: **3.056**

Acquired: Signed as a free agent, December 16, 2024

Contract Status: **Signed through 2025**

2024

- 28-year-old Bryan De La Cruz completed his fourth major league season, posting a slash line of .233/.271/.384 (136-for-584) in 149 games with Miami (105) and Pittsburgh (44).

He hit 21 home runs and 25 doubles, while recording 68 RBI and 61 runs.

Established career-highs in home runs (21), at-bats (584) and stolen bases (5)...Matched his career-best (2023) in sacrifice flies (5).

- Made his third career Opening Day roster (2022-24), all with Miami.
- Started 104 of Miami's games during the regular season, making 50 starts as the club's designated hitter, 47 in left field and seven in right field.
 - Appeared once as a pinch-hitter (0-for-1).
- Started 41 of Pittsburgh's games during the regular season, making 38 starts in right field and three in left field.
 - Appeared three times as a pinch-hitter (0-for-3).
- Acquired by the Pittsburgh Pirates from the Miami Marlins on July 30, 2024, in exchange for INF Garret Forrester (minors) and RHP Jun-Seok Shim (minors).

MAJOR LEAGUE NOTES

- Entering his 11th professional season and first as a member of the Braves organization.
 - Previous organizations: Houston Astros (2014-19, '21), Miami Marlins (2021-24) and Pittsburgh (2024).
 - He's reached the majors with Miami (2021-24) and Pittsburgh (2024), slashing .253/.297/.407 (427-for-1,691) over 475 games.

CAREER HIGHS

Most Runs

3, 3x, last: 9/2/23, MIA at WSH

Most Hits

4, 5x, last: 9/2/23, MIA at WSH

Most Doubles

3, 2x, last: 4/22/23, MIA at CLE

Most Triples

1, 2x, last: 9/22/21, MIA vs. WSH

Most Home Runs

1, 58x, last: 9/26/24, PIT vs. MIL

Most RBI

4, 4x, last: 4/9/23, MIA at NYM

Most Walks

3, 5/20/24, MIA vs. MIL

Most Stolen Bases

1, 14x, last: 9/18/24, MIA at STL

Longest Hitting Streak

14 games, 5/4-5/20/23

- He's appeared primarily in left field...Has also played right field and center field.

- Made his first MLB appearance, July 31, 2021 vs. New York-AL, as a member of the Marlins... Started in right field, batting sixth (0-for-3, walk).
 - ✎ His MLB debut changed to April 11, 2021 vs. New York (NL), due to resumption of a previously suspended game...The game was suspended in the top of the first inning and was completed August 31, 2021 at Citi Field (1-for-3, run, walk).
 - ✎ Recorded his first career hit (single), August 1, 2021 vs. New York-AL, off LHP Jordan Montgomery.
 - ✎ Hit his first career home run (solo), August 11, 2021 at San Diego, off LHP Ryan Weathers.
- He's made his club's Opening Day roster three times: Miami (2022-24).
 - ✎ Has appeared in his club's season opener twice, starting both times – one in left field (2023) and one at designated hitter (2024).
- In 2023, he led Miami with a career-high 78 RBI.
 - ✎ Also established career-highs in games (153), hits (149), home runs (19) and doubles (32).
 - ✎ Logged four games with at least four hits; tied for fifth-most in the majors, behind Miami's Luis Arraez (7) and Toronto's Bo Bichette, Los Angeles' (NL) Freddie Freeman and Seattle's Julio Rodríguez, each with six.
- In September/October 2022, he hit .388 (33-for-85), while slugging .718.
 - ✎ Both rank as the third-highest marks in September/October, within a single-season (min. 50 plate appearances) in Marlins franchise history, trailing Wes Helms (.391, 2006) and Chris Coghlan (.390, 2009) in batting average and Gary Sheffield (.800, 1995) and Cody Ross (.762, 2007) in slugging percentage.
- In 2021 – his debut season, he appeared in 58 games with Miami, hitting .296 (59-for-199), with five home runs, seven doubles and two triples, while recording 19 RBI and 17 runs.
 - ✎ Acquired by the Miami Marlins, along with RHP Austin Pruitt from the Houston Astros on July 28, 2021, in exchange for RHP Yimi García.
- Hit his second career home run – a grand slam, August 13, 2021 vs. Chicago (NL), off RHP Adberl Alzolay.
 - ✎ Became the first Marlins rookie to hit a grand slam since Lewis Brinson (May 20, 2018 at Atlanta, off Julio Teheran).
- Recorded first career walk-off hit/RBI, September 8, 2021 vs. New York-NL – an RBI single, off RHP Edwin Díaz.
- In August 2021, he hit .384 (33-for-86), with two home runs and four doubles in 25 games.
 - ✎ Tied with Chicago's (NL) Frank Schwindel for the most hits among all rookies during the month.

POSTSEASON

- He's gone 1-for-6 in two career postseason games with Miami (2020).
 - ✎ Made his postseason debut in 2023 NLWC Series Game 1 at Philadelphia.
 - ✎ Recorded his lone hit – an RBI-single in the seventh inning of Game 1, off Philadelphia's RHP Zack Wheeler...Was one of two runs Miami scored in the series.

MINOR LEAGUE NOTES

- **Awards:** 2018 Midwest League Mid-Season All-Star (Houston).
- Owns a career minor league slash line of .277/.346/.397 (516-for-1,860) in 510 games.
 - 497 of his 510 career minor league games came during his tenure with the Astros organization...Played 13 games with Miami's Triple-A Jacksonville affiliate in 2022.
- In 2018, he appeared in 119 games between Single-A Quad Cities (65) and High-A Buies Creek (54), slashing .289/.367/.375 (121-for-419), with two home runs, 22 doubles and four triples, while recording 62 RBI and 60 runs...Went 13-for-20 in stolen base attempts.
 - Named to the Midwest League Mid-Season All-Star Team while with Quad Cities.
- In 2015, he appeared in 44 games with the Rookie-Level Gulf Coast League Astros – his first season in the United States.
- Made his professional debut in 2014 with the Astros rookie-level affiliate of the Dominican Summer League.

PERSONAL

- Bryan's favorite athlete is LeBron James because of the way he prepares for his season and in big moments.

TRANSACTIONS

- Signed by the Houston Astros as a non-drafted free agent on September 24, 2013.
- Acquired by the Miami Marlins, along with RHP Austin Pruitt from the Houston Astros on July 28, 2021, in exchange for RHP Yimi García.
- Acquired by the Pittsburgh Pirates from the Miami Marlins on July 30, 2024, in exchange for INF Garret Forrester (minors) and RHP Jun-Seok Shim (minors).
- Signed a major league contract with the Atlanta Braves on January 12, 2025.

2024 PINCH HITTERS

BATTER	AVG	AB	R	H	2B	3B	HR	RBI	BB	SO	OBP
A. Duvall	.167	18	3	3	2	0	0	2	5	8	.348
T. d'Arnaud	.200	10	0	2	1	0	0	2	2	4	.286
J. Kelenic	.300	10	1	3	2	0	0	2	2	5	.417
R. Laureano	.000	4	0	0	0	0	0	0	2	3	.333
S. Murphy	.250	4	0	1	0	0	0	0	0	2	.250
L. Williams	.000	3	0	0	0	0	0	0	0	1	.250
J.P. Martínez	.000	3	0	0	0	0	0	0	0	2	.000
J. Soler	.000	2	0	0	0	0	0	0	1	1	.333
C. Biggio	.500	2	1	1	0	0	0	0	0	1	.500
E. White	.500	2	0	1	0	1	0	1	0	0	.500
Z. Short	.000	2	0	0	0	0	0	0	0	0	.000
E. Rosario	.000	1	0	0	0	0	0	0	0	0	.000
L. Guillorme	.000	1	0	0	0	0	0	0	0	0	.000
Totals	.177	62	5	11	5	1	0	7	12	27	.312



ENYEL DE LOS SANTOS 93

RIGHT-HANDED PITCHER

Full Name: **Enyel De Los Santos**

Bats: **Right**

Throws: **Right**

Height: **6-3**

Weight: **240**

DOB: **December 25, 1995**

Opening Day Age: **29**

Born: **San Pedro de Macoris, DR** Resides: **San Pedro de Macoris, DR**

MLB Debut: **July 10, 2018**

MLB Service Time: **4.015**

Acquired: **Signed as minor league free agent on Dec. 15, 2024**

Contract Status: **Signed through 2025**

NON-ROSTER INVITEE

2024

- Appeared in 64 major league contests, pitching for the San Diego Padres (44 games), Chicago White Sox (15 games) and New York Yankees (5 games).
 - Combined, posted a 1-2 record and a 5.34 ERA (37 ER/64.0 IP).
 - On the season, allowed 26% of his earned runs (10) in just five games with the Yankees.
- Began the season with San Diego, then was traded to New York (AL) along with RHP Thomas Balboni in exchange for OF Brandon Lockridge.
 - Was designated for release or assignment by New York (AL) on August 14, 2024... Was subsequently claimed off waivers by Chicago (AL) from New York (AL) on August 17, 2024.
- Against right-handed batters, logged a strikeout-to-walk ratio of 3.54, but owned a 1.67 mark against left-handed batters.
- Faced Atlanta three times while with San Diego, allowing one run in 2.2 innings pitched.
 - Surrendered a ninth-inning home run to Marcell Ozuna on July 12.

MAJOR LEAGUE NOTES

- As a major leaguer, owns a 14-6 lifetime record, accompanied by a 4.46 ERA (123 ER/248.1 IP).
- Has made seven career appearances against Atlanta, allowing nine runs (seven earned) across 9.0 innings (9.00 ERA).
 - Faced the Braves three times with both Philadelphia and San Diego and once with Cleveland.

CAREER HIGHS

Most Innings Pitched

6.1, 7/10/18, PHI at NYM

Most Runs

7, 8/12/24, NYY at CWS

Most Earned Runs

7, 8/12/24, NYY at CWS

Most Hits Allowed

8, 8/12/24, NYY at CWS

Most Home Runs Allowed

2, 2x, last: 4/30/24, SD vs. CIN

Most Walks

3, 4x, last: 5/7/22, CLE vs. TOR

Most Strikeouts

6, 7/10/18, PHI at NYM

Longest winning streak

9 decisions, 8/27/21-5/1/23

Longest losing streak

2 decisions, 6/23/19-5/8/21

- Posted an 11-game scoreless streak from July 16-August 6, 2023, allowing just three hits (.091 AVG) over that span.
- Tossed an "immaculate inning" on September 27, 2022 vs. the Rays in the seventh inning.
 - Signified the 110th immaculate inning in MLB history, and the fourth in Cleveland's franchise history.

MAJOR LEAGUE NOTES CONT'D

- Down the stretch in 2022, posted a 2.48 ERA (8 ER/29.0 IP) in his final 27 appearances.
- Made his major league debut on July 10, 2018 for Philadelphia against New York (NL).
➤ Earned his first career win.

POSTSEASON

- Has three games of postseason experience, each coming while with Cleveland in 2022.
➤ In the second game of the 2022 American League Wild Card, made his playoff debut and pitched a scoreless frame against Tampa Bay.
➤ Followed that performance with two more scoreless outings versus New York in the ALDS.

MINOR LEAGUE NOTES

- De Los Santos has been honored with a variety of minor league awards, including:
➤ Texas League Pitcher of the Week for the periods including April 16, 2017 and August 13, 2017.
➤ 2018 Baseball America Triple-A All-Star.
➤ 2018 International League All-Star.
➤ 2018 MiLB.com Organization All-Star.
➤ 2019 Midwest League All-Star.
- Selected to the 2018 Futures Game, but did not pitch.

PERSONAL

- Has a son, Angel.

TRANSACTIONS

- Signed a minor league contract with Atlanta on December 15, 2024.
- Claimed off waivers by Chicago (AL) from New York (AL) on August 17, 2024.
- Designated for release or assignment by New York (AL) on August 14, 2024.
- Traded from San Diego to New York (AL) along with RHP Thomas Balboni in exchange for OF Brandon Lockridge.
- Traded from Cleveland to San Diego in exchange for RHP Scott Barlow on November 17, 2023.
- Placed on Paternity List on April 21, 2023.
- Selected to Cleveland's major league roster on May 9, 2022.
- Signed with Cleveland as a minor league free agent on December 1, 2021.
- Outrighted by Pittsburgh on November 5, 2021, and elected free agency.
- Claimed off waivers by Pittsburgh from Philadelphia on September 13, 2021.
- Designated for release or assignment by Philadelphia on September 12, 2021.
- Had his contract selected again by Philadelphia on May 4, 2021.
- Designated for release or assignment by Philadelphia on August 9, 2020...Was subsequently outrighted to the minor leagues.
- Selected to Philadelphia's active roster on July 10, 2018 and made his major league debut.
- Traded from San Diego to Philadelphia on December 15, 2017 in exchange for INF Freddy Galvis.
- Traded from Seattle to San Diego along with INF Nelson Ward in exchange for Joaquin Benoit on November 12, 2015.
- Signed with Seattle as an international free agent on July 17, 2014.



JOSÉ DEVERS

92

INFIELDER

Full Name: **José Rodolfo Devers**

Bats: **Left**

Throws: **Right**

Height: **6-0**

Weight: **174**

DOB: **December 7, 1999**

Opening Day Age: **25**

Born: **Samana, DR**

Resides: **Jupiter, FL**

MLB Debut: **April 24, 2021**

MLB Service Time: **1.040**

Acquired: **Signed as a free agent, November 29, 2024**

Contract Status: **Signed through 2025**

NON-ROSTER INVITEE

2024

- 25-year-old José Devers played in his second major league season (both with Miami), going 1-for-4 with one run in three games from September 1-10.
- Started one of Miami's games during the regular season, September 1 at San Francisco...Played second base, batting seventh.
 - ✓ Appeared once as a defensive replacement (1B) and once as a pinch-runner.
 - ✓ Was a non-roster invitee to spring training.
- Played 64 games for across three levels of Miami's minor league system; Triple-A Jacksonville (54), Rookie-Level Florida State League Marlins (6) and Single-A Jupiter (4).
 - ✓ He hit .244 (54-for-221), with three home runs, 11 doubles and four triples, while recording 20 RBI and 31 runs...Went 4-for-5 in stolen base attempts.

MAJOR LEAGUE NOTES

- Entering his eighth professional season and first as a member of the Braves organization.
 - ✓ Previous organizations: New York Yankees (2017) and Miami Marlins (2018-19, '21-24).
 - ✓ He's reached the majors with Miami (2021, '24), slashing .244/.300/.311 (11-for-45) over 24 games.
 - ✓ He's appeared primarily at second base... Has also played shortstop and first base.
- Made his MLB debut, April 24, 2021 at San Francisco, as a member of the Marlins...Started at second base, batting seventh (0-for-3).

CAREER HIGHS

Most Runs

2, 6/10/21, MIA vs. COL

Most Hits

2, 3x, last: 6/10/21, MIA vs. COL

Most Doubles

2, 6/4/21, MIA at PIT

Most Triples

None

Most Home Runs

None

Most RBI

2, 6/4/21, MIA at PIT

Most Walks

1, 3x, last: 6/10/21, MIA vs. COL

Most Stolen Bases

None

Longest Hitting Streak

None

- ✓ At 21 years, 138 days-old, he became the sixth-youngest player to debut for the Marlins and the youngest since Giancarlo Stanton (20-212, June 8, 2010 vs. PHI)

- Recorded his first career hit (single), May 2, 2021 at Washington, off RHP Max Scherzer.

- Started as Miami's leadoff hitter, June 4, 2021 at Pittsburgh (2-for-4, two doubles).
 - At 21 years, 179 days-old, he became the third-youngest player in Marlins franchise history (Est. 1993) to lead off a game, following Luis Castillo (20 y-331 d, August 8, 1996 vs. NYM) and Cameron Maybin (21 y-167 d, September 18, 2008 vs. HOU).
- On Miami's 60-day Injured List (right shoulder impingement) from June 14 to through the end of the 2021 regular season, missing 96 games.

MINOR LEAGUE NOTES

- **Awards:** 2x MiLB.com Organization All-Star (2018, '23 with Miami)...2018 South Atlantic League Mid-Season All-Star...2019 Florida State League Mid-Season All-Star...Southern League Player of the Week (6/11/23).
- Owns a career minor league slash line of .261/.324/.362 (412-for-1,578) in 419 games.
- Spent the entire 2023 season with Miami's Double-A Pensacola, appearing in 96 games.
 - Slashed .276/.352/.421 (103-for-373) with seven home runs, 21 doubles and six triples...Recorded 46 RBI and 61 runs...Went 5-for-7 in stolen base attempts.
 - Named an MiLB Organization All-Star.
- Played for Salt River in the Arizona Fall League following the 2019 season.
 - Hit .262 (11-for-42) in 11 games, helping the team to an AFL championship.
- Made his professional debut in 2017 with the Yankees Dominican Summer League affiliate.

PERSONAL

- José's cousin, Rafael, is an infielder for the Boston Red Sox.
 - In eight major league seasons, Rafael has made three American League All-Star teams (2021-22, '24), won two Silver Slugger Awards (2021, '23) and was a member of Boston's 2018 World Series championship team.

TRANSACTIONS

- Signed by the New York Yankees as an international free agent on July 2, 2016.
- Acquired by the Miami Marlins, along with INF Starlin Castro and RHP Jorge Guzmán from the New York Yankees on December 11, 2017, in exchange for OF Giancarlo Stanton.
- Signed a minor league contract with the Atlanta Braves on November 29, 2024.



NON-ROSTER INVITEE

JAKE DIEKMAN

72

LEFT-HANDED PITCHER

Full Name: **Jacob Tanner Diekman**Bats: **Right**Throws: **Left**Height: **6-4**Weight: **220**DOB: **January 21, 1987**Opening Day Age: **38**Born: **Wymore, NE**Resides: **Lincoln, NE**MLB Debut: **May 15, 2012**MLB Service Time: **12.007**Acquired: **Signed as a minor-league free agent, February 9, 2025**Contract Status: **Signed through 2025**

2024

- Made the New York Mets' Opening Day roster and appeared in 43 games with the club, compiling a 2-3 record with a 5.63 ERA (20 ER/32.0 IP), 40 strikeouts and four saves.
 - Worked a scoreless ninth inning, including a strikeout of Aaron Judge, on July 23 at New York-AL to earn the save in a 3-2 win.
 - Entered the ninth with the bases loaded and one out in a two-run game and earned the save, 8-7, on June 3 at Washington...Also saved the Mets' 5-2 win at Chicago-NL on June 23 and May 16 at Philadelphia (6-5 win in 11 innings).
 - Picked up his first win as a Met on April 8 at Atlanta, allowing one run in 1.0 innings of relief in New York's win, 8-7.
- Was designated for assignment by New York on July 29 and released on August 3...Did not pitch for the remainder of the season.

MAJOR LEAGUE NOTES

- Is a 13-year major league veteran, pitching to a 27-34 record and a 3.91 ERA (262 ER/602.1 IP) over 705 games, all in relief...The left-hander has compiled 19 saves and fanned 764 in his career, pitching for the Phillies (2012-15), Rangers (2015-18), Diamondbacks (2018), Royals (2019), A's (2019-21), Red Sox (2022), White Sox (2022-23), Rays (2023) and Mets (2024).
 - He is one of just six pitchers in baseball to pitch in at least 700 games since his debut season in 2012, joining Kenley Jansen (795), Bryan Shaw (763), Craig Kimbrel (737), Aroldis Chapman (727) and Adam Ottavino (719).

CAREER HIGHS

Most Innings Pitched

2.0, 18x, last: 8/19/23 (1), TB at LAA

Most Runs

5, 2x, last: 4/27/23, CWS vs. TB

Most Earned Runs

4, 7x, last: 4/7/23, CWS at PIT

Most Hits Allowed

5, 3x, last: 8/13/23, TB vs. CLE

Most Home Runs Allowed

2, 9/23/21, OAK vs. SEA

Most Walks

4, 8/22/12, PHI vs. ATL

Most Strikeouts

5, 7/3/13, PHI at PIT

Longest winning streak

4 decisions, 2x, last: 5/22-7/9/22

Longest losing streak

8 decisions, 6/26/18-7/7/19

- Chapman is the only left-hander with more appearances in that span.

- Among all active relief pitchers, ranks second with 187 holds...Only Adam Ottavino (195), has more.
- Has pitched in 14 career postseason games over six total series, going 1-5 with a 4.15 ERA (6 ER/13.0 IP) in the playoffs...Has fanned 13...Owns five appearances in the Wild Card Round, and nine games in the Division Series.

- Led Major League Baseball with 13 holds in 2020, and ranked second among relievers in ERA (0.42) and slugging percentage (.157)...The A's went 20-1 when he pitched.
- In 2017, became the first pitcher in Rangers history to not allow a hit and face at least three batters in each of his first five games...Issued just three walks and fanned seven over 5.0 scoreless innings to open the year.
- Made his major league debut, May 15, 2012 vs. Houston while with Philadelphia...Earned the win after working 1.1 innings with three strikeouts in relief...Recorded his first strikeout (Marwin González) in the ninth.

▲ Eight of his final nine appearances with the Phillies in his rookie season were scoreless.

MINOR LEAGUE NOTES

- Has pitched in 237 games and made 40 starts over parts of nine seasons in the minors, compiling a 14-17 record with a 3.80 ERA (186 ER/440.2 IP)...Last pitched in the minors in 2017, making six appearances on a rehabilitation assignment with the Rangers.
- Was named an Arizona Fall League Rising Star and to the AFL All-Prospect Team in 2011 while with the Scottsdale Scorpions.
- Made his professional debut with the rookie-league GCL Phillies in 2007.

AMATEUR

- Earned an associates degree in business administration from Cloud Community College in Concordia, Kansas...Was the only player to reach the majors from Cloud C.C., until Erik Sabrowski debuted with the Guardians in 2024.
- Is a 2005 graduate of Wymore (Nebraska) Southern High School....Played baseball, basketball and golf.

PERSONAL

- Was awarded the 53rd Hutch Award by the Fred Hutchinson Cancer Research Center in Seattle in January 2018...The honor is given to an MLB player who best exemplifies the honor, courage and dedication of the legendary player and manager.
- He and his wife Amanda have a daughter, Palmer.

TRANSACTIONS

- Signed by the Atlanta Braves as a minor league free agent on February 9, 2025.
- Signed by the New York Mets as a free agent on February 6, 2024.
- On the Paternity List, May 22 to May 25, 2023.
- Signed by the Tampa Bay Rays as a free agent on May 10, 2023
- Acquired by the Chicago White Sox from the Boston Red Sox in exchange for C Reese McGuire and a player to be named later on August 1, 2022.
- Signed by the Boston Red Sox as a free agent on March 16, 2022.
- Signed by the Oakland Athletics as a free agent on December 3, 2019.
- Acquired by the Oakland Athletics from the Kansas City Royals in exchange for RHP Ismael Aquino and OF Dairon Blanco on July 27, 2019.
- Signed by the Kansas City Royals as a free agent on February 13, 2019.
- Acquired by the Arizona Diamondbacks from the Texas Rangers in exchange for RHP Wei-Cheih Huang and a player to be named later on July 31, 2018.
- On Texas' 60-day injured list (recovery from colon surgery) from February 14 to September 1 2017; included an injury rehabilitation assignment to Frisco (Double-A) and Round Rock (Triple-A).
- On Texas' 15-day injured list (lacerated left index finger) from July 6 to July 21, 2016.
- Acquired by the Texas Rangers along with LHP Cole Hamels and cash considerations from the Philadelphia Phillies in exchange for C Jorge Alfaro, RHP Alec Asher, RHP Jerad Eickhoff, LHP Matt Harrison, RHP Jake Thompson and OF Nick Williams on July 31, 2015.
- Selected by the Philadelphia Phillies in the 30th round of the 2007 First-Year Player Draft.



DYLAN DODD

46

LEFT-HANDED PITCHER

Full Name: **Dylan Martin Dodd**
Bats: **Left** Throws: **Left**
Height: **6-1** Weight: **215**
DOB: **June 6, 1998** Opening Day Age: **26**
Born: **Elk Grove, IL** Resides: **Fort Myers Beach, FL**
MLB Debut: **April 4, 2023** MLB Service Time: **0.039**
Acquired: **Braves' third-round pick in 2021**
Contract Status: **Signed through 2025**

2024

- Made one appearance with Atlanta, allowing two runs in 2.0 relief innings pitched in his lone outing for the Braves.
 - ▲ Dodd was recalled to Atlanta three separate times throughout the season.
- Appeared in 25 games, 20 starts, for Triple-A Gwinnett, going 2-7 with a 5.35 ERA and 98 strikeouts.
 - ▲ Pitched to a 5.13 ERA as a starter while posting a 6.75 ERA in five relief games.

MAJOR LEAGUE NOTES

- Went 2-2 with a 7.60 ERA (29 ER/34.1 IP) in 2022, his debut season with Atlanta.
- In his major league debut held the Cardinals to one run and six hits over 5.0 innings pitched while earning his first career win.
 - ▲ Dodd was the 10th Braves pitcher since 1900 to debut with a start against the Cardinals, but the first to do so in nearly 30 years...Brad Woodall was the last to start against St. Louis in his debut, doing so on July 22, 1994 in the second game of a doubleheader.
 - ▲ Joined Tom Tuckey as the only other Braves pitcher in franchise history to beat the Cardinals in their debuts.
 - ▲ Tuckey pitched a seven-hit shutout for the Boston Doves on August 11, 1908 against St. Louis.

CAREER HIGHS

Most Innings Pitched
6.0, 2x, last: 10/1/23, ATL vs. WSH

Most Runs
7, 4/9/23, ATL vs. SD

Most Earned Runs
7, 4/9/23, ATL vs. SD

Most Hits Allowed
10, 4/9/23, ATL vs. SD

Most Home Runs Allowed
3, 6/14/23 (2), ATL at DET

Most Walks
3, 3x, last: 9/9/23, ATL vs. PIT

Most Strikeouts
3, 3x, last: 5/25/23, ATL vs. PHI

Longest winning streak
None

Longest losing streak
None

MINOR LEAGUE NOTES

- Through four professional seasons, Dodd has gone 18-24 with a 5.29 ERA in 72 games, 65 starts, in Atlanta's farm system.
- Made 16 appearances (14 starts) with Triple-A Gwinnett, finishing 4-6 with a 5.91 ERA.

- In his second professional season in 2022 went 12-9 with a combined 3.36 ERA in 26 starts between three levels of the Braves farm system.
- Went 9-5 with a 3.44 ERA (34 ER/89.0) in 16 starts with High-A Rome in 2022...Was named the South Atlantic Pitcher of the Week (5/20) after tossing a combined 13.0 scoreless innings with nine strikeouts between two starts.
 - ✓ Pitched to a 3.11 ERA (16 ER/ 46.1 IP) with 55 strikeouts in nine starts with Double-A Mississippi.
 - ✓ Made one start with Triple-A Gwinnett on 9/25...Allowed three runs in 6.2 innings pitched in his G-Strippers debut.
- Went 0-2 with a 9.00 ERA in four starts between Single-A Augusta and High-A Rome in 2021, his first professional season.

AMATEUR

- Was named the Ohio Valley Conference Pitcher of the Year in 2021 after leading the conference with eight wins, 102 strikeouts, 84.0 innings pitched and a 2.36 ERA during his senior season with Southeast Missouri State University.

TRANSACTIONS

- Selected by the Atlanta Braves in the third round (96th overall) of the 2021 First-Year Player Draft.

BBWAA BRAVE OF THE YEAR AWARD WINNERS

The Brave of the Year Award is chosen annually by a vote of the Atlanta chapter of the BBWAA.

1966Felipe Alou	1984Dale Murphy	2005Andruw Jones
1967Hank Aaron	1985Dale Murphy	2006Brian McCann
1968Felipe Alou	1986Ken Oberkfell	2007Chipper Jones
1969Hank Aaron	1987Dale Murphy	2008Chipper Jones
1970Rico Carty	1988Gerald Perry	2009Javier Vazquez
1971Hank Aaron	1989Lonnie Smith	2010Tim Hudson
1972Dusty Baker	1990Ron Gant	2011Craig Kimbrel
1973Hank Aaron	1991Terry Pendleton	2012Craig Kimbrel
Darrell Evans	1992Terry Pendleton	2013Freddie Freeman
Dave Johnson	1993David Justice	2014Justin Upton
1974Ralph Garr	1994Greg Maddux	2015A.J. Pierzynski
Phil Niekro	1995Greg Maddux	2016Freddie Freeman
1975Carl Morton	1996John Smoltz	2017Freddie Freeman
1976Willie Montanez	1997Denny Neagle	2018Ronald Acuña Jr.
1977Jeff Burroughs	1998Tom Glavine	2019Freddie Freeman
1978Phil Niekro	1999Chipper Jones	2020Freddie Freeman
1979Phil Niekro	2000Tom Glavine	2021Austin Riley
1980Dale Murphy	2001Chipper Jones	2022Austin Riley
1981Rick Camp	2002John Smoltz	2023Ronald Acuña Jr.
1982Dale Murphy	2003Gary Sheffield	2024Chris Sale
1983Dale Murphy	2004J.D. Drew		



BRYCE ELDER

55

RIGHT-HANDED PITCHER

Full Name: **Bryce Cason Elder**

Bats: **Right**

Throws: **Right**

Height: **6-2**

Weight: **220**

DOB: **May 19, 1999**

Opening Day Age: **25**

Born: **Denton, TX**

Resides: **Decatur, TX**

MLB Debut: **April 12, 2022**

MLB Service Time: **1.075**

Acquired: **Braves' fifth-round pick in 2020**

Contract Status: **Signed through 2025**

2024

- In his fourth professional season, went 2-5 with a 6.52 ERA (36 ER/49.2 IP) in 10 starts with the Braves.
 - Split the season between Atlanta and Triple-A Gwinnett, making 17 starts for the Stripers and pitching to a 10-6 record with a 3.73 ERA (42 ER/101.1 IP).
 - Was on Gwinnett's Opening Day Roster for the second consecutive season.
 - Recalled by Atlanta for five different stints.
- Produced a 50.4% groundball rate over the past two seasons, the sixth highest mark among pitchers in the National League with at least as many starts as Elder.

MAJOR LEAGUE NOTES

- Awards:** 2023 National League All-Star
- Completed his first full major league season in 2023, going 12-4 with a 3.81 ERA (74 ER/174.2 IP) in 31 games, all starts.
- Named to the 2023 National League All-Star Team, his first selection.
 - Joined Hall-of-Famer John Smoltz and Michael Soroka as the only starters in Atlanta-franchise history to make the All-Star team in their second year playing.
 - Was the Opening Day starter for Triple-A Gwinnett before rejoining Atlanta.
- Atlanta won 21 games started by Elder in his first full season with the Braves, the second most team victories on the season...Trailed only teammate Spencer Strider's 26 team wins that year.
- Recorded 20 games of at least 5.1 innings pitched in 25 career starts; the most in Atlanta franchise history through as many games started.

CAREER HIGHS

Most Innings Pitched

9.0, 9/26/22, ATL at WSH

Most Runs

7, 6x, last: 8/6/24, ATL vs. MIL

Most Earned Runs

7, 3x, last: 8/6/24, ATL vs. MIL

Most Hits Allowed

9, 2x, last: 5/19/24, ATL vs. SD

Most Home Runs Allowed

3, 2x, last: 5/4/24, ATL at LAD

Most Walks

6, 4/24/22, ATL vs. MIA

Most Strikeouts

10, 8/14/22, ATL at MIA

Longest winning streak

5 decisions, 8/15/23-4/22/24

Longest losing streak

4 decisions, 5/4-7/20/24

- Elder's 2.30 ERA through 20 career starts is the lowest in Atlanta franchise history to begin a career.
 - His 117.1 innings pitched through his first 20 games started were the most by an Atlanta player to begin their career since Julio Teheran in 2011-13.
 - His 30 earned runs allowed were also the fewest during that span.

BRYCE ELDER

- Elder held opponents to one run or less in 13 games in 2023 while pitching at least 5.0 frames in every outing.
 - ✎ His 13 appearances of at least 5.0 innings pitched while holding opponents to one run or less are the most through a player's first 25 outings in Atlanta franchise history.
- With his 30th start of the 2023 season on September 20 against Philadelphia, Elder became the 21st pitcher in Braves franchise history to make at least 30 starts in their first two seasons at age 25 or younger.
- He has six starts in his career of at least 6.0 innings without allowing a run, the most such games in Braves franchise history (since 1900) in a player's first 25 starts...Irv Young (1905), Cliff Curtis (1909-'10) and Ian Anderson ('20-'21) each had five such starts.
- His groundball rate of 50.6% of balls put in play was the fourth highest in the majors among qualified starters in 2023.
- Opponents hit .207 against Elder with runners on base; the fifth lowest mark in the National League and eight lowest in baseball among qualified starters in his All-Star season.
 - ✎ Elder's 6.80 ERA with ROB is the seventh lowest in the NL among qualifiers.
- Prior to the All-Star Break in 2023, Elder was 7-2 with a 2.97 ERA.
 - ✎ Elder pitched to a 2.45 ERA, the lowest in the majors among qualifiers prior to his last start before the All-Star break.
 - ✎ Over his final 14 starts dating to July 8, Elder has pitched to a 5.75 ERA and a 5.22 FIP.
- Was originally drafted by Atlanta in the fifth round of the 2020 First-Year Player Draft out of the University of Texas...Was the fifth member of the 2020 draft class to debut, and the lowest-selected pick to do so.
 - ✎ Of the first five members to play in the majors from the 2020 draft class, three were selected with the first 11 picks in the draft - Detroit's Spencer Torkelson (No. 1 overall), the Angels' Reid Detmers (No. 10) and the White Sox's Garrett Crochet (No. 11).
 - ✎ The other two were both selected by Atlanta, and chosen with the 126th (Spencer Strider) and 156th (Elder) overall selections.
- Made his professional debut during the 2021 season and pitched across three levels of the Braves' farm system...Went a combined 11-5 with a 2.76 ERA (41 ER/133.2 IP) and 151 strikeouts in 24 games, all starts.

- ✎ Made his major league debut, April 12, and beat the Nationals, 16-4...Pitched 5.2 innings with six hits, three runs and four strikeouts...Allowed a pair of home runs.

POSTSEASON

- Elder started Game 3 of the NLDS in Philadelphia, allowing six earned runs over 2.2 innings pitched and suffered the loss.

MINOR LEAGUE NOTES

- Has gone 27-16 with a combined 3.88 ERA across three levels of the Braves' farm system through four seasons.
 - ✎ Pitched across three levels of the Braves' farm system and went a combined 11-5 with a 2.76 ERA and 151 strikeouts in 24 games, all starts. He walked 52 and limited the opposition to a .194 average in his first professional season in 2021.
 - ✎ Named the Double-A South Pitcher of the Week for July 5-July 11, and Double-A South Pitcher of the Month for July...In nine starts he went 7-1 with a 3.21 ERA (20 ER/56.0 IP).
- Became the first member of Atlanta's 2020 draft class to reach Triple-A.

AMATEUR

- In his three-year career at the University of Texas, Elder went 10-6 with a 3.42 ERA (55 ER/144.2 IP) in 39 appearances, 18 starts.
 - ✎ All 21 of his relief appearances came during his freshman season.
- In his abbreviated junior campaign, 2020, earned Collegiate Baseball Second Team All-American honors after allowing just six earned runs in 26.0 innings (2.08 ERA) and striking out 32 in four starts.
- Entered the draft ranked by Baseball America as the No. 83 draft prospect, and by MLB.com as the No. 109 prospect.
- Attended Decatur (TX) High School.
 - ✎ Threw back-to-back no-hitters in the playoffs in his senior season, a year in which he went 7-2 with a 0.60 ERA...Also played golf and basketball in high school.



NON-ROSTER INVITEE

BUCK FARMER

97

RIGHT-HANDED PITCHER

Full Name: **George Runie Farmer**Bats: **Left**Throws: **Right**Height: **6-4**Weight: **225**DOB: **February 20, 1991**Opening Day Age: **34**Born: **Conyers, GA**Resides: **Buford, GA**MLB Debut: **August 13, 2014**MLB Service Time: **7.140**Acquired: **Signed as a minor-league free agent, February 16, 2025**Contract Status: **Signed through 2025**

2024

- Pitched in 61 games with a career-best 3.04 ERA for Cincinnati, allowing 24 earned runs over 71.0 innings and fanning 70...Made one start and earned one save on the year.
 - His 3.04 ERA ranked eighth among NL relievers to pitch at least 70.0 innings on the season.
- His 1.7 bWAR was the highest single-season total of his career.
- Made the 400th appearance of his major league career on August 14 vs St. Louis...Reached the 500.0-inning mark for his career on August 21 at Toronto.
- From May 3 vs. Baltimore to 5/28 vs St. Louis, fashioned a season-high 10.0-inning scoreless streak.
- Surrendered a two-run homer to Jared Triolo on June 25 vs. Pittsburgh, his first homer allowed since April 2 at Philadelphia (Brandon Marsh)...The drive snapped his streak of 32.0 straight innings without allowing a homer that began on April 6 vs NYM.
 - It was the third-longest such streak of his career (45.2 IP from April 2022 to April 2023 with Cincinnati - 42.2 IP, July 2018 to May 2019 for Detroit).
- From June 23 vs Boston to July 10 vs Colorado, had at least one strikeout in eight consecutive outings.
- Earned back-to-back wins for the second time in his relief career on August 8 at Miami and August 11 at Milwaukee.

CAREER HIGHS

Most Innings Pitched

6.1, 7/10/18, PHI at NYM

Most Runs

7, 8/12/24, NYY at CWS

Most Earned Runs

7, 8/12/24, NYY at CWS

Most Hits Allowed

8, 8/12/24, NYY at CWS

Most Home Runs Allowed

2, 2x, last: 4/30/24, SD vs. CIN

Most Walks

3, 4x, last: 5/7/22, CLE vs. TOR

Most Strikeouts

6, 7/10/18, PHI at NYM

Longest winning streak

9 decisions, 8/27/21-5/1/23

Longest losing streak

2 decisions, 6/23/19-5/8/21

MAJOR LEAGUE NOTES

- The 11-year major league veteran has pitched to a 24-30 record and a 4.71 ERA (269 ER/513.2 IP) over 417 games and 22 starts between the Tigers (2014-21) and Reds (2022-24)...He has fanned 486.
 - Farmer has six saves in his career, all since 2022.

- Since his debut season in 2014, he ranks exactly 50th in the majors with 417 appearances.
- Has pitched in 132 games since the start of 2023, tied for fifth in the National League.
 - ✦ Only Tanner Scott (146), Tyler Rogers (145), Joel Payamps (137) and Hoby Milner (134) have appeared more frequently in the NL.
- Has never appeared in a postseason game...Over his 11-year career, his teams have combined to go 746-929 (.445).

- ✦ The Tigers won the A.L. Central in his debut season in 2014, but he was not named to the ALDS roster that was swept in three games by the Orioles.
- Over an eight-season span from 2014-2021, ranked among Detroit relief leaders in wins (10, 6th), ERA (4.01, 7th), innings (197.2, 8th), strikeouts (177, 8th) and holds (29, 8th) among pitchers with at least 100 innings out of the bullpen.
 - ✦ Made a career-high 73 appearances in 2019, tied for fourth most in the American League and tied for ninth in the majors.
- Made his major league debut on August 13, 2014 in a start versus Pittsburgh while with Detroit, and took a no-decision after allowing six hits and four runs over 5.0 innings.
 - ✦ Struck out Russell Martin looking to end the first inning and collect his first career strikeout.
- Earned the first win of his career in his season debut in 2017, May 27 at the White Sox...Fanned 11 over 6.1 scoreless innings in the Tigers' win, 4-3.
- Collected his first save on July 31, 2022 while with the Reds, pitching a scoreless ninth inning in a 3-2 win over the Orioles.

MINOR LEAGUE NOTES

- Has pitched to a 32-28 record with a 3.69 ERA (211 ER/514.0 IP) over 135 career games, 90 starts, at the minor league level.
- In 2015, was a mid-season International League All-Star for Detroit and the organization's Minor League Pitcher of the Month for April.
- In 2014, was the Midwest League's Pitcher of the Year for the Tigers and the organization's Minor League Pitcher of the Month for July.

AMATEUR

- Graduated from Rockdale County High School in Conyers, GA in 2009.
 - ✦ Established the school single-game record with 22 strikeouts vs Dacula High as a junior in 2008.
- Played at Georgia Tech from 2010-2013, and earned first-team All-ACC honors in both his junior and senior seasons.
 - ✦ Was a second-team All-ACC performer in 2011.

PERSONAL

- Is nicknamed Buck after his great-grandfather, who also carried the name.

TRANSACTIONS

- Signed by the Atlanta Braves to a minor-league contract on February 16, 2025.
- Signed by the Cincinnati Reds to a one-year major league contract on December 28, 2023.
- On Cincinnati's bereavement list from August 17 to August 20, 2022.
- Signed by the Cincinnati Reds to a minor-league contract on March 16, 2022.
- Signed by the Texas Rangers to a minor-league contract on August 22, 2021.
- On Detroit's 10-day injured list (left groin strain), from August 10 to August 19, 2020.
- Selected by the Detroit Tigers in the fifth round of the 2013 First-Year Player Draft...signed by James Rough.
- Selected by the Milwaukee Brewers in the 15th round of the 2012 First-Year Player Draft...did not sign.
- Selected by the Atlanta Braves in the 46th round of the 2009 First-Year Player Draft...did not sign.
-



DOMINGO GONZALEZ

73

RIGHT-HANDED PITCHER

Full Name: **Domingo José González**

Bats: **Right**

Throws: **Right**

Height: **6-1**

Weight: **215**

DOB: **September 27, 1999**

Opening Day Age: **25**

Born: **San Francisco de Macoris, DR** Resides: **Magnolia, TX**

MLB Debut:

MLB Service Time: **0.000**

Acquired: **Selected in Rule 5 Draft from PIT, December 7, 2022**

Contract Status: **Signed through 2025**

2024

- Pitched at two levels in Atlanta's minor league system, Double-A Mississippi and Triple-A Gwinnett, and combined to post a 4-3 record and a 2.91 ERA (17 ER/52.2 IP) across 45 games (1 start).
 - ✓ With Double-A Mississippi, went 1-1 with a 2.28 ERA (6 ER/23.2 IP) in 21 games.
 - ✓ With Triple-A Gwinnett, went 3-2 while posting a 3.41 ERA (11 ER/29.0 IP).

MINOR LEAGUE NOTES

- In 167 minor league appearances (36 starts), has logged a 30-22 record and a 4.11 ERA (179 ER/392.0 IP).
- Spent five years in Pittsburgh's minor league system before he was selected by Atlanta in the 2022 Rule 5 Draft.

TRANSACTIONS

- Selected to Atlanta's major league roster on November 2, 2024.
- Selected by Atlanta from Pittsburgh in the Rule 5 Draft on December 7, 2022.
- Signed with Pittsburgh as an international free agent on June 12, 2018.



MICHAEL HARRIS II

23

OUTFIELDER

Full Name: **Michael Machion Harris II**

Bats: **Left**

Throws: **Left**

Height: **6-0**

Weight: **195**

DOB: March 7, 2001

Opening Day Age: **24**

Born: **Dekalb, GA**

Resides: **Ellenwood, GA**

MLB Debut: **May 28, 2022**

MLB Service Time: **3.000**

Acquired: **Braves'** third-round pick in 2019

Contract Status: Signed through 2030 (club options for 2031 & 2032)

NOTES TO KNOW

- **Braves Modern Era Single-Season Rankings:**
 - Second in stolen base pct. (90.9%, 2022).
- Over the last three seasons, he's one of 16 players with at least 50 home runs and at least 50 stolen bases.
 - Has yet to play more than 138 games in a season...His career 162-game average is 24 home runs and 22 stolen bases.
- During the 2024 season, he was one of 17 players across the majors to rate as a "five-tool player" – above average in batting average (.264), AVG exit velocity (90.5 mph), Statcast sprint speed (28.3 ft./sec), FanGraphs fielding value (8) and Statcast arm strength (88.4 mph).
- Since his debut season in 2022, his 20 Defensive Runs Saved rank fifth among active center fielders.
 - Trails Toronto's Daulton Varsho (40), Michael A. Taylor (36), Colorado's Brenton Doyle (30) and Toronto's Myles Straw (22).
 - His 12 outfield assists are tied for sixth-most among centerfielders over that span.
- Since debuting on May 22, 2022, his nine triples pace the club.
- Of his 53 career home runs, 37 have been hit on the road (69.8%), including 11 of 16 (68.8%) in 2024.
 - He's gone deep five times in nine career games at Great American Ball Park.
- Washington's LHP MacKenzie Gore is the only southpaw he's homered off multiple times in his career...Owns 14 career longballs vs. LHP.
- Owns a 38.8% career chase rate and 4.4% walk percentage.
 - Since 2022, both rank seventh-worst in the majors – min 1,200 plate app. and 2,500 pitches seen out of the strike zone.

CAREER HIGHS

Most Runs

4, 9/19/24, ATL at CIN

Most Hits

5. 6/18/23, ATL vs. COL

Most Doubles

2, 4x, last: 6/1/24, ATL vs. OAK

Most Triples

1. 9x, last: 9/22/24, ATL at MIA

Most Home Runs

2. 5x, last: 9/19/24, ATL at CIN

Most RBI

5, 8/14/24, ATL at SF

Most Walks

2, 8x, last: 8/18/24. ATL at LAA

Most Stolen Bases

3, 7/16/22, ATL at WSH

Longest Hitting Streak

15 games, 8/22-9/9/22

- Playing the third year of an eight-year, \$72 million extension (2023-30) he signed on August 16, 2022...The deal includes club options for 2031 (\$15M, \$5M buyout) and 2032 (\$20M)...Selected by Atlanta in the third round of the 2019 MLB First-Year Player Draft from Stockbridge HS (Stockbridge, GA).

MAJOR LEAGUE AWARDS

- 🏆 2022 Jackie Robinson NL Rookie of the Year.
- 🏆 2022 Baseball America Major League All-Rookie Team.
- 🏆 3x NL Rookie of the Month (June 2022, August 2022, September 2022).
- 🏆 NL Player of the Week (6/18/23).
- 🏆 MLB Play of the Week (9/1/24).

POSTSEASON

- He's slashed .171/.171/.286 (6-for-35), with one home run, one double, three RBI, two runs and one stolen base in 10 career postseason games across three series, all with Atlanta (2022-24).
- Sealed a win for Atlanta in 2023 NLDS Game 2, tracking down a fly ball hit 392 feet into the right-center field gap by Philadelphia's Nicholas Castellanos.
 - 🏆 Per Statcast, Harris II covered more than 30 yards to not only make a leaping grab against the wall (50% catch probability), but also double off Bryce Harper at first base for the game's final out – preserving a 5-4 victory.
- Totaled five hits during the 2024 NLWC Series at San Diego (5-8, .625)...Entered the series (1-27, .037) across two series in his postseason career.
 - 🏆 Logged Atlanta's lone multi-hit effort in Game 1 (2-for-4).
- Led off Game 2 with a double...Singled in the sixth inning and hit a two-run home run in the eighth; the first of his postseason career, off RHP Jason Adam.
 - 🏆 Became the fourth leadoff batter to homer as a part of a three-hit postseason game and the first to do so on the road, following Bill Bruton (1958 WS Game 2 vs. NYY), Rafael Furcal (2004 NLDS Game 2 vs. HOU) and Ronald Acuña Jr. (2019 NLDS Game 1 vs. STL).
 - 🏆 He's also the first Braves' leadoff man with consecutive multi-hit games the postseason since Gerald Williams, three straight (1999 NLDS Game 3-4 at HOU and NLCS Game 1 vs. NYM).

2025

- Listed No. 5 on MLB Network's "Top 10 Center Fielders Right Now" list for the third consecutive season.
 - 🏆 Listed No. 67 on MLB Network's "Top 100 Players Right Now" list...Ranked 50th, entering 2024.

2024

- **Awards:** MLB Play of the Week (9/1/24).
- Listed No. 5 on MLB Network's "Top 10 Center Fielders Right Now" list for the second consecutive season.
 - 🏆 Listed No. 50 on MLB Network's "Top 100 Players Right Now" list...Ranked 53rd, entering 2023.
- 24-year-old Michael Harris II completed his third major league season, hitting .264 (116-for-440) in 110 games.
 - 🏆 He hit 16 home runs, 14 doubles and three triples, while recording 48 RBI and 58 runs...Went 10-for-16 in stolen base attempts.
 - 🏆 Matched his career-high in triples (3), sacrifice flies (3) and intentional walks (1).
 - 🏆 Led the club with a career-high 13, three-hit efforts...Collected 28 multi-hit efforts in 109 games played (25.7%).
- Made his second career Opening Day roster (2023-24).
 - 🏆 Has started in center field in the club's season opener in each season.
- Started 109 of the club's games in center field; including each of the final 43 after being reinstated from the injured list on August 14.
 - 🏆 Missed 52 games with a strained left hamstring (June 15-August 13)...Upon returning, hit .283 (51-for-180), with 11 home runs; one of nine players with as many longballs...Added five doubles, one triple, 28 RBI and 28 runs.
- Batted leadoff in each of the club's final 26 games, beginning on September 1.
 - 🏆 Over that span, he hit .316 (36-for-144), with eight home runs – his most in any calendar month over his three-year MLB career; bested only by Los Angeles' (NL) Shohei Ohtani (10), Philadelphia's Kyle Schwarber (10) and Arizona's Eugenio Suárez (9).
 - 🏆 Slugged .579; 10th-highest among all qualifiers...Owned a .245 batting average (80-for-326) and .362 slugging percentage through play on August 31.
- Led off and started in center field in Games 1 and 2 of the Wild Card Series at San Diego.
 - 🏆 Totaled five hits over the two games (5-8, .625)...Entered the series (1-27, .037) across two series in his postseason career.
 - 🏆 Logged Atlanta's lone multi-hit effort in Game 1 (2-for-4).

MICHAEL HARRIS II

- Led off Game 2 with a double...Singled in the sixth inning and hit a two-run home run in the eighth; the first of his postseason career, off RHP Jason Adam.
 - ✎ Became the fourth leadoff batter to homer as a part of a three-hit postseason game and the first to do so on the road, following Bill Bruton (1958 WS Game 2 vs. NYY), Rafael Furcal (2004 NLDS Game 2 vs. HOU) and Ronald Acuña Jr. (2019 NLDS Game 1 vs. STL).
 - ✎ He's also the first Braves' leadoff man with consecutive multi-hit games the postseason since Gerald Williams, three straight (1999 NLDS Game 3-4 at HOU and NLCS Game 1 vs. NYM).
- Ranked fifth among all center fielders in Defensive Runs Saved (10).
- Notched three hits, March 29 at Philadelphia.
 - ✎ At 23-years, 22 days old, he's the fourth-youngest player in the franchise's Modern Era (since 1900) to record at least three hits in the club's season opener, following Del Crandell in 1950 (20 y-44 d), Rod Gilbreath in 1973 (20 y-194 d) and Rabbit Maranville in 1913 (21 y-150 d).
- Capped off his second consecutive three-hit game by hitting a solo home run, March 30 at Philadelphia; his first of the season.
 - ✎ The duo of Harris II and Orlando Arcia became the third grouping of teammates in baseball's Modern Era (since 1900) to collect at least three hits in each of the club's first two games to begin a season, along with Joe Jackson, Swede Risberg and Buck Weaver of the 1919 Chicago White Sox and Homer Summa and Bill Wambsganss of the 1923 Cleveland Indians.
 - ✎ He's one of five players in franchise's Modern Era (since 1900) with at least three hits in each of the club's first two games to begin a season, alongside Wally Berger (1931), Nanny Fernandez (1942), Ken Oberkfell (1987) and Orlando Arcia (2024).
- Capped off a three-hit performance with a walk-off, RBI-double in the 10th inning, April 24 vs. Miami.
 - ✎ Marked his second career walk-off RBI, also: May 7, 2023 vs. Baltimore (double).
- Reinstated from the 60-day injured list on August 14...Missed 52 games with a strained left hamstring (June 15-August 13).
 - ✎ Included a six-game rehabilitation stint with Triple-A Gwinnett...Hit .435 (10-for-23), with one home run, two RBI, two runs and three walks.
 - ✎ Prior to his injury, he started each of the club's first 67 games this season in center field.
- Hit a grand slam in his first plate appearance since returning from the injured list, August 14 at San Francisco, off LHP Robbie Ray; his sixth of the season.
 - ✎ Established his career-high with five RBI.
 - ✎ Marked the first grand slam of his three-year MLB career and the first by a Brave in the club's 83 games played at Oracle Park (Est. 2000), including postseason.
 - ✎ Per Statcast, the blast traveled 423 feet to right field, landing in McCovey's Cove... It's the 165th "splash hit" in the ballpark's history; first by a visiting player during the 2024 season; and fourth all-time by a Brave, following Rick Ankiel (October, 8, 2010), Brian McCann (May 10, 2013) and Freddie Freeman (May 12, 2014).
- Hit a solo home run on the game's second offering from LHP MacKenzie Gore, August 23 vs. Washington; his seventh of the season.
 - ✎ Marked his first career leadoff shot in his 23rd career start as Atlanta's leadoff hitter.
 - ✎ Hit the second leadoff shot of his career, September 17 at Cincinnati.
- Hit a pair of home runs (both solo), September 10 at Washington; bringing his season total to 11.
 - ✎ Marked the fourth multi-homer game of his career.
 - ✎ His first blast (4th inning) came off LHP MacKenzie Gore; the second time he took the southpaw deep during the 2024 season, also: August 23 at Truist Park.
 - ✎ Gore is the only left-hander he's homered off multiple times in his career.

2023

- Hit a pair of home runs (solo, three-run) as part of a three-hit effort, September 19 at Cincinnati; bringing his season total to 15.
 - ✎ His three-run shot was Atlanta's fourth of the game, becoming the first club in MLB history with four, three-run home runs, within a single-game.
 - ✎ Marked the fifth multi-homer game of his career and second of the 2024 season, also: September 10 at Washington.
- Homered in each of the club's three games at Great American Ball Park, September 17-19 (four total home runs).
 - ✎ Marked the first time he's homered in three straight games over his three-year MLB career.
 - ✎ He's gone deep five times in nine career games at the venue.
- Turned in three consecutive three-hit games, September 19-21 at Cincinnati (1) and Miami (2).
 - ✎ It's the longest such streak of his three-year MLB career and the longest by a Brave since Ronald Acuña Jr., August 2-5, 2023, also as the club's leadoff hitter.
- Recorded five consecutive multi-hit games, September 19-24 at Cincinnati (1), Miami (3) and vs. New York-NL (1) - including four, three-hit efforts; the longest such streak of his three-year MLB career.
 - ✎ His 14 hits during the streak were the most by a Brave over any five-game span since Ozzie Albies (15), August 6-10, 2019.
 - ✎ In the franchise's Modern Era (since 1900), became the seventh leadoff hitter with at least 14 hits over any non-overlapping five-game span, following Jack Smith (1926), Lance Richbourg (1930), Billy Urbanski (1934), Felipe Alou (1966), Ralph Garr (1974) and Kenny Lofton (1997).
- **Awards:** National League Player of the Week (6/18)...NL Gold Glove Finalist (CF).
- **NL Ranks:** Batting average (7th, .293).
- Completed his second major league season, posting a slash line of .293/.331/.477 (148-for-505) in 138 games.
 - ✎ He hit 18 home runs, 33 doubles and three triples, while recording 57 RBI and 76 runs...Went 20-for-24 in stolen base attempts.
 - ✎ Established career-highs in games played, runs, hits, doubles, walks (25) and total bases (241).
 - ✎ Made his first Opening Day roster...Started in center field in the club's season opener, March 30 at Washington.
- Started 137 of Atlanta's games during the regular season; all in center field.
 - ✎ Appeared once as a pinch-hitter, drawing a walk.
- Started each of the club's four postseason games in center field...Went hitless in 13 plate appearances.
- From June 1, through the end of the regular season, he batted .326 (129-for-396) - this, after hitting .174 (19-for-109) through May.
 - ✎ It's the fourth-largest increase in batting average (+.152) through May/post-June 1, by any qualifying player in the Divisional Era (since 1969), behind Chone Figgins (+.216) in 2007, Joey Votto (+.165) in 2016 and Dave Roberts (+.159) in 1973.
- Hit .325 (89-for-274) post-All-Star break; sixth-highest among qualifiers.
 - ✎ He was one of three Braves in the top-10 in that regard, along with Ronald Acuña Jr., third (.345) and Matt Olson, eighth (.321).
- Led the majors with 94 hits from the No. 9 spot in the batting order; most within a single-season in the franchise's Modern Era (since 1900) - besting his own mark of 70, set in 2022...Hit .301 (94-for-312) in 88 starts batting ninth.
- Matched his stolen base total (20) from his rookie season, becoming the fourth player in franchise history to steal at least 20 bases in each of their first two big league seasons.
 - ✎ Joined Steve Brodie (1890-91), Bill Bruton (1953-54) and Rafael Furcal (2000-01).
- Hit six home runs over an eight-game road trip, spanning September 11-20; his most home runs over any eight-game span in his career.

MICHAEL HARRIS II

- Had 13 games with at least three hits, improving on his total from his rookie campaign (10).
 - ▲ Ronald Acuña Jr. (22) was the only Brave with more such efforts...Ozzie Albies also had 13.
- Homered and stole a base within the same game on three separate occasions.
 - ▲ The first instance of his career – June 12 at Detroit, followed by June 14 at Detroit and August 25 at San Francisco (two stolen bases).
- Placed on Atlanta's 10-day injured list (lower back strain) from April 7 to April 28, missing 19 games...Included a two-game rehabilitation stint with Triple-A Gwinnett.
- Delivered the game-winning hit (double) in the bottom of the 12th inning, May 7 vs. Baltimore, off LHP Cionel Pérez, marking the first walk-off hit and RBI of his career.
- Fell a triple shy of the cycle, June 7 vs. New York (NL) – his first three-hit effort of the season.
 - ▲ Hit a go-ahead two-run home run in eighth inning; the second go-ahead home run in the eighth inning-or-later of his career, also August 12, 2022 at Miami.
- Notched his third career four-hit game, June 14 at Detroit (Game 1); first since Aug. 28, 2022 at St. Louis.
 - ▲ Added two more four-hit games to his ledger by season's end: June 18 vs. Colorado and August 18 at San Francisco.
 - ▲ His four RBI in the contest also matched his career-high, done twice previously... Paired with a three-hit game at Detroit on June 12, it's the only time in his career that he's turned in consecutive games with three-or-more hits.
- Went 5-for-5 with a three-run home run and a double, June 18 vs. Colorado.
 - ▲ Marked his second game with at least four hits over a six-game span, also: June 14 at Detroit; matching his number of four-hit efforts over the first 158 games of his career...Per Statcast, his blast traveled 453 feet; the longest of his career.
 - ▲ Became the first Brave to record at least five hits in a game, without making an out, since Nick Markakis, April 4, 2019 vs. Chicago (NL).
 - ▲ At 22 years-103 days-old, he became the sixth youngest player in the franchise's Modern Era (since 1900) to record at least five hits within a single-game and the youngest since Andruw Jones (21 years-360 days) on April 18, 1999 at Colorado.
- Named National League Player of the Week for the period ending June 18; the first such honor of his career.
 - ▲ Hit .556 (15-for-27); highest among qualifiers over that span, with three home runs, two doubles, nine RBI, eight runs and two stolen bases, posting an OPS of 1.499.
- Hit a go-ahead single off RHP Yunior Marté, breaking a scoreless tie in the 10th inning, June 22 at Philadelphia.
 - ▲ It was his second career go-ahead RBI in the ninth inning-or-later; the other: a 12th inning walk-off double, May 7 vs. Baltimore.
- Went 3-for-3 or better, three times over a 12-game span, from June 14–26.
 - ▲ In the Modern Era (since 1900), the only other player age 22-or-younger to have three such efforts in a span of 12 games is Hall-of-Famer Ted Williams in 1939.
- Following the All-Star break, hit safely in 13 of 14 contests, including a 12-game hitting streak, spanning July 16–30 – the majors longest streak at the time...Ranks as the second-longest hitting streak of his big league career, behind a 15-game run from August 22–September 9, 2022.
 - ▲ Slashed .375/.405/.525 (15-for-40) with four doubles and one triple.
- Hit a pair of solo home runs, August 1 vs. Los Angeles (AL) bringing his season total to 11.
 - ▲ Snapped a 20-game homerless drought, which matched the longest of his career.
 - ▲ Became the 40th player (13th active) in the Modern Era (since 1900), to notch double-digit home runs and stolen bases in each of their first two MLB seasons.
 - ▲ Additionally, became the ninth Brave to reach double figures in home runs during the 2023 season; matching the franchise record, done four times previously.
- He is one of 35 players (nine being primary pitchers) in MLB history with at least two career multi-homer games from the No. 9 spot in the batting order.
 - ▲ The only other Braves to do so are Lew Burdette (1957-58) and Tony Cloninger (1966) – both RHP.
- Went 4-for-5 with a stolen base, August 18 vs. San Francisco, marking the fifth four-hit game of his career and third of the 2023 season.
 - ▲ His five four-hit games were the most by a Brave through the first 213 games of their career since Chipper Jones tallied eight over the 1995-96 seasons.

2022

- **Awards:** 2022 Jackie Robinson NL Rookie of the Year...2022 Baseball America Major League All-Rookie Team...3x NL Rookie of the Month (June 2022, August 2022, September 2022)... Placed 13th in NL MVP voting.
- Played his first major league season in at the age of 21, hitting 297 (123-for-414), 19 home runs, 64 RBI and 75 runs scored.
- Named the 2022 National League Jackie Robinson Rookie of the Year...Earned 22-of-30 first-place votes.
 - ▲ Teammate RHP Spencer Strider finished runner-up, receiving 8-of-30 first-place votes.
 - ▲ Became the ninth Brave to win the award – which was first presented in 1947; and to both leagues beginning in 1949, following Alvin Dark (1948), Samuel Jethroe (1950), Earl Williams (1971), Bob Horner (1978), David Justice (1990), Rafael Furcal (2000), Craig Kimbrel (2011) and Ronald Acuña Jr. (2018).
- Signed an eight-year, \$72 million contract extension on August 16, 2022...The deal includes club options for 2031 and 2032.
- Among rookies with at least 300 plate appearances in 2022, ranked highly in multiple categories: slugging percentage (1st, .514), OPS (2nd, .853), batting average (2nd, .297), RBI (4th, 64), runs (4th, 75), stolen bases (4th, 20), home runs (T4th, 19) and on-base percentage (6th, .339).
- Hit .383 (36-for-94) with runners in scoring position during his rookie campaign was the third-best in MLB (min. 400 PA) behind Freddie Freeman (LAD, .391) and Joc Pederson (SF, .388).
 - ▲ The rookie to match Harris' .383 batting average with RISP (min. 400 PA) was Oakland's Jemile Weeks, who hit .395 (32-for-81) in those situations in 2011.
 - ▲ Last NL rookie was Todd Helton (COL), who hit .386 (51-for-132) with RISP during the '98 season.
- Was named National League Rookie of the Month in June, August and September.
 - ▲ The last players to win three Rookie of the Month awards in the same season were Yordan Álvarez and Pete Alonso, who each did it in 2019...Álvarez won it in the American League from June-August, while Alonso won it in the National League in April, June and September.
- As a rookie, in "Late & Close" situations, Harris hit .406/.449/.719 (26-for-64) with five doubles, five home runs, 13 RBI and a 1.168 OPS.

▲ Harris is only the sixth player, 21-or-younger, in modern MLB history (since 1901) to bat above .400 in late & close situations (min. 400 PA), and the first since Hall-of-Famer Ted Simmons (STL) hit .410 in such situations in 1971.

- Posted a 4.8 fWAR in 2022, the second-highest by a Braves rookie hitter in modern franchise history...Rico Carty accumulated 4.9 fWAR in his rookie 1964 season.
 - ▲ On the pitching side, Irv Young (5.6 fWAR, 1905) and Spencer Strider (4.8 fWAR, 2022) have also reached Harris' mark... Hit .489 (22-for-45) on the first pitch in his first season, good for second in the NL and sixth in MLB among all players (min. 400 PA)...Riley Greene (DET, .500) was the only rookie ahead of him.
 - ▲ The last Brave to eclipse .489 on the first pitch (min. 400 PA) was Freddie Freeman, who hit .494 on the initial offering in 2016.
- Began the 2022 season with Double-A Mississippi before making his MLB debut on May 28, 2022.

MINOR LEAGUE NOTES

- **Awards:** 2021 Futures Game Selection (Atlanta)...2021 MiLB.com Organization All-Star...2021 Rawlings MiLB Gold Glove (OF).
- Tabbed by Baseball America as the No. 46 prospect pre-2022...MiLB Pipeline.com rated him No. 65 pre-2022...Ranked No. 58 pre-2022 – according to Baseball Prospectus.
- Spent the entire 2021 season at High-A Rome, posting a .294 batting average (110-for-374) with 26 doubles, three triples, seven home runs and 64 RBI.
 - ▲ Appeared at all three outfield positions as well as designated hitter.
- Entered the 2022 system as the No. 1 prospect in Atlanta's farm system, according to MiLB Pipeline.com.
- Added to Atlanta's 60-man player pool on 7/15/20...Spent the rest of the season at the club's alternate training site.
- Split his first professional season in 2019 between rookie-level GCL and Single-A Rome, batting .277 (53-for-191) with two home runs, 27 RBI, eight stolen bases and 26 runs scored in 53 games.
- Named by the organization as the 2019 GCL Braves' Player of the Year...Led the team in batting average (.349), on-base percentage (.403), slugging percentage (.514) and OPS (.917).
 - ▲ Also tabbed as the club's Player of the Month for July...Batted .379/.423/.561 in 19 games that month.

AMATEUR

- Attended Stockbridge High School (Stockbridge, GA), approximately 40 miles southeast of Truist Park.
 - ⚡ Was a two-way player...On the mound, the left-hander struck out 172 of the 469 batters he faced (36.7%), while posting a 1.87 ERA in his senior season.
 - ⚡ At the plate, the switch-hitter had a career .442 batting average in 74 games.
- Played in the 2018 Perfect Game National Showcase.
 - ⚡ Ranked 86th nationally in the final 2019 Perfect Game class rankings.
- He was coached in summer leagues by family friend and former Braves outfielder Marquis Grissom, and received further training from the former big leaguer during the offseasons.
- Upon being drafted, forewent his commitment to play baseball at Texas Tech University.
 - ⚡ Was also recruited by the Louisiana State University – solely as a pitcher.
 - ⚡ Desired to attend veterinary school.

PERSONAL

- Michael is married to his wife, Esther.
- His father, Michael Sr., played college baseball at Alcorn State University....His mother, LaTaucha, worked for the Fulton County School System as a special education teacher...Has one sister, Mikaylah.
- Grew up a fan of the Braves.

TRANSACTIONS

- Selected by the Atlanta Braves in the third round of the 2019 MLB First-Year Player Draft from Stockbridge High School (Stockbridge, GA).
- Signed an eight-year, \$72 million contract extension with the Atlanta Braves on August 16, 2022...The deal includes club options for 2031 (\$15M, \$5M buyout) and 2032 (\$20M).
- On Atlanta's injured list (lower back strain) from April 7 to April 28, 2023...Included a two-game rehabilitation stint with Triple-A Gwinnett.
- On Atlanta's injured list (strained left hamstring) from June 15 to August 14, 2024...Included a six-game rehabilitation stint with Triple-A Gwinnett.

2024 WALK-OFF WINS

The Braves had eight walk-off wins during the 2024 season..Since Brian Snitker assumed the Braves manager role on May 17, 2016, Atlanta has 62 walk-off victories; fourth-most among National League clubs, trailing Philadelphia (67), San Francisco (66) and New York (64).

Date	Opponent	Score	Batter	Action	RBI	Pitcher	Inning	Outs
4/5	ARI	6-5	Travis d'Arnaud	Single	1	Scott McGough	10	0
4/24	MIA	4-3	Michael Harris II	Double	1	Tanner Scott	10	0
4/28	CLE	4-3	Austin Riley	Single	1	Emmanuel Clase	10	1
6/29	PIT	2-1	Adam Duvall	Single	1	Kyle Nicolas	10	0
7/20 (1)	STL	3-2	Ozzie Albies	Sacrifice Fly	1	Chris Roycroft	10	1
8/23	WSH	3-2	Michael Harris II	Error (SS, throw)	0	Jose A. Ferrer	10	2
9/8	TOR	4-3	Sean Murphy	Fielder's Choice	1	Zach Pop	11	0
9/28	KC	2-1	Travis' d'Arnaud	Home Run	1	Sam Long	9	1



DAYSBEL HERNÁNDEZ

62

RIGHT-HANDED PITCHER

Full Name: **Daysbel Hernández**
Bats: **Right** Throws: **Right**
Height: **5-10** Weight: **220**
DOB: **September 15, 1996** Opening Day Age: **28**
Born: **Sandino, CU** Resides: **Palmetto, FL**
MLB Debut: **July 23, 2023** MLB Service Time: **0.111**
Acquired: **Signed as a non-drafted free agent, September 13, 2017**
Contract Status: **Signed through 2025**

2024

- In his second season at the major league level, pitched in 16 games and went 3-0 with a 2.50 ERA (5 ER/18.0 IP).
 - Struck out 26 against 10 walks, logging a 13.0 strikeouts-per-9.0 ratio.
- Retired the first batter in all 16 of his major league appearances, the only pitcher in the majors to do so (min. 16 games).
- Thirteen of his 16 major league outings were scoreless in the regular season.
- Made his second career postseason appearance in Game 2 of the NLWCS at San Diego, tossing 2.1 scoreless frames.
 - Struck out three, walked one and allowed one hit.
- Earned win in MLB debut on July 23, 2023 at Milwaukee...At the time, the last Atlanta reliever to earn a win in his debut was Jesse Biddle, who beat the Mets on April 21, 2018.
 - Hernández pitched 1.0 inning and struck out the side in his debut.

MINOR LEAGUE NOTES

- From May 6-July 23, 2023, didn't allow a run across four levels: High-A Rome, Double-A Mississippi, Triple-A Gwinnett and Atlanta.
 - Pitched 16 games and covered 18.2 innings within that span, while striking out 32 and walking five.
- Pitched at two levels in 2021, posting a combined 3-2 record with a 3.82 ERA (18 ER/42.1 IP) across 36 games with Double-A Mississippi and Triple-A Gwinnett.
- Did not pitch in 2020 or 2022.

CAREER HIGHS

Most Innings Pitched
1.2, 4x, last: 9/30/24 (1), ATL vs. NYM

Most Runs
3, 9/16/24, ATL vs. LAD

Most Earned Runs
3, 9/16/24, ATL vs. LAD

Most Hits Allowed
2, 4x, 9/11/24, ATL at WSH

Most Home Runs Allowed
1, 7/25/23, ATL at BOS

Most Walks
3, 2x, last: 9/16/24, ATL vs. LAD

Most Strikeouts
5, 9/29/24, ATL vs. KC

Longest winning streak
None

Longest losing streak
None

- Spent the entire 2019 season with High-A Florida, pitching 35 games.
 - Led club in saves (7), wins (5, tied) and games (35, tied).
 - Struck out 70 hitters in 52.2 innings, an average of 12.0 strikeouts per 9.0 innings... Limited opponents to a .184 batting average.

- In his first professional season, 2018, combined to go 2-2 with a 4.50 ERA (19 ER/38.0 IP), 23 walks and 36 strikeouts in 21 relief appearances between Single-A Rome and High-A Florida.

TRANSACTIONS

- On Atlanta's 15-day injured list (right forearm inflammation) from August 1 through the end of the 2023 season.
- Selected to Atlanta's major league roster on July 23, 2023.
- Placed on injured list on May 20, 2023 with back spasms.
- Placed on the 60-day injured list on April 5, 2022 after UCL reconstruction surgery.
- Signed by the Atlanta Braves as an international free agent on September 13, 2017.

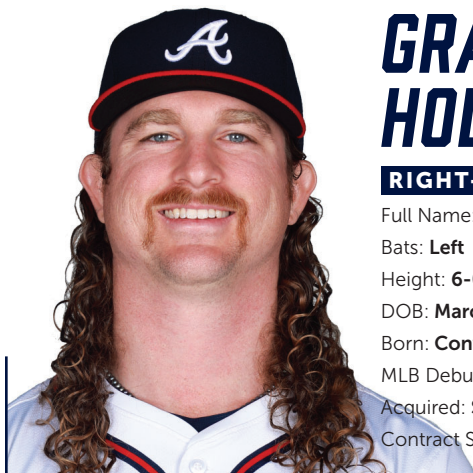
2024 BULLPEN BITS

The Braves used 21 different pitchers in a relief role during the 2024 season...Seven of those 21 made no more than three relief appearances for the club...Atlanta relievers went 33-27 with a 3.32 ERA (199 ER/539.0 IP) and converted 40-of-62 save opportunities.

Atlanta's 3.32 relief ERA ranked third in the majors, behind Cleveland (2.57) and Milwaukee (3.11)...Over the last 10 seasons, it's the second-lowest mark Atlanta's 'pen has posted, shy of the 2022 club (3.03).

Braves relievers combined to walk only 172 batters; fewest in the majors, next closest: Seattle (184)...For Atlanta, it's the fewest its bullpen has issued since 2013 (155).

Player (R/L)	Innings	Player (R/L)	Innings
Raisel Iglesias (R)	69.1	Jimmy Herget (R)	12.1
Joe Jiménez (R)	68.2	Tyler Matzek (L)	10.0
Jesse Chavez (R)	63.1	John Brebbia (R)	6.2
Dylan Lee (L)	59.2	Darius Vines (R)	4.0
Pierce Johnson (R)	56.1	Luke Williams (R)	4.0
Aaron Bummer (L)	55.1	Jackson Stephens (R)	3.1
Grant Holmes (R)	34.2	Parker Dunshee (R)	2.1
A.J. Minter (L)	34.1	Dylan Dodd (L)	2.0
Daysbel Hernández (R)	18.0	Luis Guillorme (R)	1.0
Luke Jackson (R)	18.0	Reynaldo López (R)	1.0
Ray Kerr (L)	14.2		



GRANT HOLMES

66

RIGHT-HANDED PITCHER

Full Name: **Harrison Grant Holmes**

Bats: **Left**

Throws: **Right**

Height: **6-0**

Weight: **226**

DOB: **March 22, 1996**

Opening Day Age: **29**

Born: **Conway, SC**

Resides: **Conway, SC**

MLB Debut: **June 16, 2024**

MLB Service Time: **0.106**

Acquired: **Signed as a minor-league free agent, August 13, 2022**

Contract Status: **Signed through 2025**

2024

- In his first major league season, went 2-1 with a 3.56 ERA (27 ER/68.1 IP)...Struck out 70 and walked 15.
- Pitched to a 4.01 ERA (15 ER/33.2 IP) as a starter (7 starts) and a 3.12 ERA (12 ER/34.2 IP) as a reliever (19 relief outings).
- Made his major league debut on June 16, pitching 3.0 scoreless innings in relief with two strikeouts and no walks versus Tampa Bay.

A Became just the second Brave to pitch to those parameters in his major league debut in the Atlanta era (since 1966)...He joined Manny Bañuelos, who did it in a starting nod on July 2, 2015...Just three other pitchers have done it in franchise history.

- Became the first player in Braves franchise history to record at least 40 strikeouts and issue less than 10 walks through their first 13 career appearances.
- Scattered three hits over 5.0 one-run innings pitched while fanning eight Milwaukee hitters in his first major league start on July 29.

A In the expansion era (since 1961), he is one of just two pitchers in history to record the first seven outs of his first career start via punchout.

A Became the fifth starter in Braves franchise history to strike out eight hitters, while holding an opponent to one run or less and zero walks in his first 11 outings...Teammate Spencer Schwellenbach was the fourth to do it two days earlier on July 27.

CAREER HIGHS

Most Innings Pitched
7.0, 8/14/24, ATL at SF

Most Runs
5, 8/9/24, ATL at COL

Most Earned Runs
5, 8/9/24, ATL at COL

Most Hits Allowed
8, 8/14/24, ATL at SF

Most Home Runs Allowed
2, 9/22/24, ATL at MIA

Most Walks
3, 8/9/24, ATL at COL

Most Strikeouts
8, 2x, last: 8/9/24, ATL at COL

Longest winning streak
2 decisions, 8/24-8/20/24

Longest losing streak
None

MINOR LEAGUE NOTES

- **Awards:** Midwest League Midseason All-Star (2015); Texas League Pitcher of the Week (July 30, 2017).
- Pitched 10 seasons in the minors before making his MLB debut...Was drafted by LAD with 22nd overall pick in 2014.

- Joined Charlie Morton as the only Braves pitchers to log over 500.0 innings pitched in the minor leagues and make a start for Atlanta this past season.
- Named a MiLB.com Organization All-Star after posting a 3.54 ERA while going 7-3 with Triple-A Gwinnett in 2023...Struck out 74 and walked 26.
 - ⚡ Set career highs and led the team in games (50) and saves (13)...Led all Strippers relievers in strikeouts (74).
 - ⚡ His 13 saves (13-for-17, 76.5%) were fourth-most in the International League.
- In 2022, pitched for three different minor league teams throughout the Oakland and Atlanta organizations...Separately, went 1-2 with Triple-A Las Vegas before joining the Braves system.
- Pitched the entire 2021 season for Triple-A Las Vegas and saw more relief appearances (29) than starts (7) for first time in career.
 - ⚡ Set a career high for games (36)...His 9.63 SO/9.0 IP ranked eighth in the Triple-A West (min. 60.0 IP).
- Was in Oakland's 60-man player pool in 2020, also spending time on the Taxi Squad later in the season.

AMATEUR

- Named the Gatorade Player of the Year in South Carolina following his senior year in 2014.

TRANSACTIONS

- Selected by the Los Angeles Dodgers in the first round (22nd overall) of the 2014 June draft (Conway High School, SC).
- On August 1, 2016, traded by the Dodgers to the Oakland Athletics along with RHP Frankie Montas and RHP Jharel Cotton for OF Josh Reddick and RHP Rich Hill.
- Signed by the Atlanta Braves as a minor league free agent on August 13, 2022.

2024 MONTHLY BATTING AND PITCHING TOTALS

Month	G	Avg.	Runs	HR	W-L	Sv-Op	ERA	SO-BB
March	3	.330	25	5	2-1	0-1	4.15	28-11
April	25	.260	127	24	17-8	8-11	3.50	204-69
May	27	.227	93	28	13-14	8-13	3.30	247-79
June	27	.230	109	32	14-13	7-9	3.62	256-79
July	25	.229	101	44	12-13	3-4	3.38	236-60
August	29	.250	132	46	16-13	8-13	4.24	313-86
September	26	.250	117	34	15-11	6-11	2.72	269-65
	162	.243	704	213	89-73	40-62	3.49	1,553-449



RAISEL IGLESIAS

26

RIGHT-HANDED PITCHER

Full Name: **Raisel Iglesias**

Bats: **Right**

Throws: **Right**

Height: **6-2**

Weight: **190**

DOB: **January 4, 1990**

Opening Day Age: **35**

Born: **Isla de la Juventud, Cuba**

Resides: **Miami, FL**

MLB Debut: **April 12, 2015**

MLB Service Time: **9.154**

Acquired: **Trade with Los Angeles (AL), August 2, 2022**

Contract Status: **Signed through 2025**

2024

- **Awards:** National League Reliever of the Month (August).
- In his second full season with Atlanta and his 10th in the major leagues, appeared in 66 games and went 34-for-38 in save opportunities.
 - Pitched to a 1.95 ERA (15 ER/69.1 IP).
- Ranked fourth in the National League and tied for fifth in the majors with 34 saves.
- Among pitchers with as many appearances since his Braves debut on August 5, 2022 (152 apps.), Iglesias' 1.96 ERA (33 ER/151.1 IP) is the second-best in Major League Baseball.
 - Cleveland's Emmanuel Clase is the only pitcher with a better mark (1.85).
- From July 27 to August 23, retired 38 consecutive batters.
 - That streak was the longest by any Brave in the Expansion Era (since 1961) and the longest by any MLB pitcher since 2014.
- Pitched at least 1.0 inning without allowing an earned run in 30 consecutive appearances, spanning June 18-September 13 (34.1 IP).
 - Per Elias the streak is the longest in major league history, since at least 1913.
- In modern major league history, among pitchers with as many August appearances (107), Iglesias' 2.21 ERA (36 ER/146.1 IP) ranks eighth.
 - The only pitchers with better marks in the month are Christy Mathewson (1.04), Eddie Plank (1.46), Walter Johnson (1.57), Jonathan Papelbon (1.72), John Franco (1.96), Kent Tekulve (2.14) and Javier López (2.20).

CAREER HIGHS

Most Innings Pitched

8.0, 5/13/15, CIN vs. ATL

Most Runs

5, 4x, last: 9/15/24, ATL vs. LAD

Most Earned Runs

5, 4x, last: 9/15/24, ATL vs. LAD

Most Hits Allowed

9, 5/30/15, CIN vs. WSH

Most Home Runs Allowed

2, 5x, last: 6/24/23, ATL at CIN

Most Walks

4, 7/21/15, CIN vs. CHC

Most Strikeouts

13, 8/23/15, CIN vs. ARI

Longest winning streak

5 decisions, 7/8-9/8/24

Longest losing streak

7 decisions, 8/24/18-4/15/19

- Was named National League Reliever of the month for August after he pitched 11 scoreless appearances and held opponents to a .049 batting average (2-for-41).
 - In 13.1 innings, struck out 14 and walked none.
 - Entering 2025, has not surrendered a run in the month since August 9, 2022, when he allowed a single tally at Boston.

- Dating to September 2022, Iglesias is one of four MLB relievers to pitch to a 0.00 ERA in at least three separate months (min. 10 games).
 - ✎ Did so in September 2022, August 2023 and August 2024.
 - ✎ Bryan Abreu (HOU), Emmanuel Clase (CLE), and Devin Williams (MIL) have also done so.
- On September 28 pitched his 150th game with Atlanta...Iglesias' 1.86 ERA in that time was fifth-best in modern-era franchise history (since 1900) within a pitcher's first 150 games with the team.
 - ✎ He trailed just Vic Willis (1.34, 1901-'04), Togie Pittinger (1.47, 1901-'04), Craig Kimbrel (1.58, 2010-'12) and Jonny Venters (2010-'11) in that regard.
- Finished the season with the best xERA in the National League (2.26) and the third best in the majors.
 - ✎ Only Mason Miller (OAK, 1.76) and Kirby Yates (TEX, 1.81) ranked ahead of him.
- His .160 opponents' batting average was the second-lowest in the National League and sixth-lowest in Major League Baseball (min. 60 games).
- On September 27 recorded the first one-pitch save of his career.
 - ✎ Became the first Brave since 2007 to record such a save...Peter Moylan and Rafael Soriano each did so that season.
- ✎ His 0.34 ERA from the trade deadline through the end of the season was the lowest in baseball (min. 20 appearances).
- ✎ Also dating to the trade deadline, Iglesias led the National League with a 41.7% chase rate (swings out of the zone)...He trailed only Cleveland's Emmanuel Clase.
- ✎ Tied with teammate A.J. Minter for the most appearances out of Atlanta's bullpen dating to his first outing on August 5.
- Iglesias and Milwaukee's Devin Williams were the only pitchers in the majors in 2022 to record at least 15 saves and 15 holds on the season.
- In 34 appearances in his home ballpark in 2022, allowed just three earned runs over 31.2 innings (0.85 ERA)...Opponents batted .179/.227/.277 and produced a .504 OPS.
- Was one of five Reds relievers to post at least 28 saves in three straight years, along with John Franco, Danny Graves, Francisco Cordero and Aroldis Chapman.
- Won the 2017 Johnny Vander Meer Award, which is presented to the Reds Most Outstanding Pitcher, in vote by Cincinnati chapter of BBWAA.
- Was named the Reds Opening Day starter in 2016.
 - ✎ Has made 21 starts in his major league career, pitching exclusively out of the bullpen since 2017.
- Made his major league debut on April 12, 2015 vs. St. Louis, and became the eighth player in Reds history to reach the majors without playing a minor league game.
 - ✎ Fanned the second batter he faced in the majors, Jason Heyward, to collect his first career strikeout.
 - ✎ Pitched the first three seasons of his professional career in the Cuban National Series, before joining the Reds in July of 2014.
 - ✎ Earned his first major league win May 13, 2015 vs. Atlanta.
 - ✎ Recorded his first career save on August 9, 2016 at St. Louis.

MAJOR LEAGUE NOTES

- **Awards:** All-MLB Second Team (2021); American League Reliever of the Month (July 2021); National League Reliever of the Month, 2x (August 2023, August 2024).
- His 224 career saves rank fifth among active players...Kenley Jansen (447), Craig Kimbrel (440), Aroldis Chapman (335) and Edwin Díaz (225) are the only active pitchers with more.
- Was named National League Reliever of the month for August 2023 after he pitched 13 scoreless appearances within the month.
 - ✎ In 13.0 innings, struck out 17, walked four and allowed only seven hits.
- In 2022, compiled a 2-6 record with a 2.47 ERA (17 ER/62.0 IP) in 67 relief appearances with 17 saves and 15 holds between Atlanta and Los Angeles (AL).
 - ✎ Opened the season with the Angels, before Atlanta acquired him at the trade deadline in exchange for LH Tucker Davidson and RH Jesse Chavez.
 - ✎ Allowed just one earned run in 28 relief appearances after becoming a member of the Braves.

MINOR LEAGUE NOTES

- Has pitched in just 12 career minor league games, making eight starts...Before three games with Triple-A Gwinnett in 2023, had not appeared in the minors since 2016 with Double-A Pensacola.
- Signed with Cincinnati on a major league deal from the Cuban National Series, and debuted directly with the Reds in 2015.
 - ✎ Was optioned following his debut, and made six starts for Triple-A Louisville during his first season with Cincinnati.

PERSONAL

- Pitched three seasons in Cuban National Series for hometown Toronjeros de Isla de la Juventud...
- Left Cuba with his brother in November of 2013... Became eligible to sign a major league contract after he established residency in Haiti.
- Played in the Arizona Fall League in 2014, marking his first game action in the United States.
 - ✎ Made seven appearances for Surprise and worked seven scoreless innings.
- Pitched for Cuba in 2013 World Baseball Classic.
- Raisel and his wife, Yanet, have two children, Oliver and Isabella.

TRANSACTIONS

- Signed by Cincinnati as a non-drafted free agent on June 27, 2014.
- On Cincinnati's injured list (left oblique strain), from May 31 to July 11, 2015; included an injury rehabilitation assignment to Triple-A Louisville.
- On Cincinnati's injured list (right rotator cuff strain), from April 26 to June 21, 2016; included an injury rehabilitation assignment to Double-A Pensacola.
- On Cincinnati's injured list (left biceps strain), from May 20 to May 30, 2018.
- Signed by the Cincinnati Reds to a three-year major league contract on November 21, 2018.
- Acquired by the Los Angeles Angels along with cash consideration from the Cincinnati Reds in exchange for RHP Noe Ramirez and a player to be named later (INF Leonardo Rivas) on December 7, 2020.
- Signed by the Los Angeles Angels to a four-year major league contract on April 1, 2022.
- Acquired by the Atlanta Braves from the Los Angeles Angels in exchange for LHP Tucker Davidson and RHP Jesse Chavez on August 2, 2022.
- On Atlanta's 15-day injured list (right shoulder strain) from March 27 to May 5, 2023; included a rehabilitation assignment with Gwinnett (AAA).



JOE JIMÉNEZ

77

RIGHT-HANDED PITCHER

Full Name: **Joe Alexander Jiménez**

Bats: **Right**

Throws: **Right**

Height: **6-3**

Weight: **277**

DOB: **January 17, 1995**

Opening Day Age: **30**

Born: **San Juan, Puerto Rico**

Resides: **Davenport, FL**

MLB Debut: **April 13, 2017**

MLB Service Time: **7.061**

Acquired: **Trade with Detroit, December 7, 2022**

Contract Status: **Signed through 2027**

2024

- In his second full season with Atlanta and his eighth in the major leagues, posted a 1-5 record and a 2.62 ERA (20 ER/68.2 IP).
- Set a career high with 69 appearances and tied his career best with 82 strikeouts.
 - Also had career bests in holds (27), innings pitched (68.2), WHIP (0.99), opponents' batting average (.181), hits-per-9.0 innings (5.9), home runs-per-9.0 innings (0.3) and home runs allowed (2).
- His 27 holds tied for fourth in the National League.
- Per Statcast, Jiménez posted the sixth-best Expected ERA (2.48) in Major League Baseball... The only hurler with a better mark in the Senior Circuit was teammate Raisel Iglesias (2.26).
- Ranked in the 90th percentile or better in numerous categories, according to Statcast: Expected ERA (98th, 2.48), Expected Batting Average (98th, .182), Whiff Percentage (93rd, 32.9), Barrel Percentage (91st, 4.8), Hard-Hit Percentage (32.7) and Pitching Run Value (90th, 16).
- Pitched to a sub-2.00 ERA in June (1.80), July (1.64) and September (1.98).
- Limited opponents to just two home runs across 68.2 innings and 69 appearances.

➤ Was one of five MLB relievers with as many games to allow two or fewer: Joe Mantipty (ARI, 1), Cade Smith (CLE, 1), Emmanuel Clase (CLE, 2) and Tim Herrin (CLE, 2).

CAREER HIGHS

Most Innings Pitched

2.0, 4x, last: 7/9/23, ATL at TB

Most Runs

5, 9/6/17, DET vs. KC

Most Earned Runs

5, 9/6/17, DET vs. KC

Most Hits Allowed

5, 9/6/17, DET vs. KC

Most Home Runs Allowed

2, 4x, last: 9/12/23, ATL at PHI

Most Walks

4, 4/17/21, DET at OAK

Most Strikeouts

3, 29x, last: 9/20/24, ATL at MIA

Longest winning streak

7 decisions, 7/17/21-7/2/22

Longest losing streak

5 decisions, 2x, last: 5/20/24-Pres.

MAJOR LEAGUE NOTES

- **Awards:** AL All-Star (2018)
- Posted the best ERA of his career (3.04) in 2023.
- In 2022, his 12.23 strikeouts per 9.0 innings ranked fifth in the American League among pitchers with at least 50.0 innings, and his 1.4 fWAR for the season matched his career high.
 - Fanned 33.3% of the batters he faced, ranking in the top five percent of the majors.

- Before joining the Braves in the 2023 offseason, pitched his entire professional career in the Tigers organization, going 19-19 with a 5.24 ERA (155 ER/266.0 IP) and 333 strikeouts in 297 career games in the majors.

🔴 Has 23 career saves, including a career-most nine in 2019.

- Earned the only All-Star selection of his career in 2018, when he went 5-4 with a 4.31 ERA (30 ER/62.2 IP).
 - 🔴 Tossed a scoreless 0.1 innings and earned a hold in the game, striking out the only batter he faced...At 23 years old, he was the youngest Tigers All-Star since 1992, when Travis Fryman was selected to the All-Star Team at the age of 23.
- Picked up his first career win on April 5, 2018 at CWS, pitching 1.0 scoreless inning in relief.
 - 🔴 Began the season by not allowing an earned run in his first 10 appearances from March 30-April 22, tossing 9.2 innings.
 - 🔴 Earned his first career save on June 2 vs. Toronto, pitching a perfect ninth inning.
 - 🔴 Made 46 appearances prior to the All-Star break, the fifth-most in franchise history and the most since C.J. Nitkowski pitched in 47 games before the All-Star break in 1999.
- Became the first Tigers closer to ever record four saves in the club's opening six games of a season when he did so for Detroit in 2020.
- Established single-season career highs with nine saves and 82 strikeouts in 2019.
 - 🔴 Posted 12.37 strikeouts per nine innings, which ranked seventh among American League relievers (min. 59.0 IP) and established his single-season career high.
 - 🔴 Moved to the closer role following the trade of Shane Greene and successfully converted nine-of-10 save opportunities in August and September.
- Made his major league debut, April 13, 2017 vs. Minnesota, and pitched 1.0 scoreless inning.
 - 🔴 Fanned OF Byron Buxton for his first career strikeout.

MINOR LEAGUE NOTES

- Selected to participate in the Sirius XM All-Star Futures Game in 2015 at Great American Ball Park in Cincinnati, and again in 2016 at PETCO Park in San Diego.
 - 🔴 Threw 0.2 scoreless innings with one strikeout in 2015, while he tossed 0.1 shutout innings in 2016.
- Named the Tigers Minor League Pitcher of the Year in both 2015 and 2016.
- Selected to Baseball America's Minor League All-Star Team and named a Florida State League midseason All-Star in 2016, when he converted 30-of-31 save chances.
- Was named a Midwest League Mid-Season All-Star with West Michigan in 2015, and finished fifth in the league with 17 saves.

TRANSACTIONS

- Signed by the Detroit Tigers as a non-drafted free agent on June 24, 2013; signed by Rolando Casanova and German Geigel.
- On Detroit's injured list (COVID-19), September 7 to September 22, 2021.
- On Detroit's injured list (right lumbar spine strain), September 24 through the end of the 2022 season.
- Acquired by the Atlanta Braves along with cash considerations from the Detroit Tigers in exchange for OF Justyn-Henry Malloy and LHP Jake Higginbotham on December 7, 2022.
- On the paternity list from April 26-29, 2023.
- Signed by Atlanta to a three-year major league contract on November 2, 2023.



PIERCE JOHNSON

38

RIGHT-HANDED PITCHER

Full Name: **Pierce William Johnson**

Bats: **Right**

Throws: **Right**

Height: **6-2**

Weight: **200**

DOB: **May 10, 1991**

Opening Day Age: **33**

Born: **Denver, CO**

Resides: **Arvada, CO**

MLB Debut: **May 19, 2017**

MLB Service Time: **5.137**

Acquired: **Trade with Colorado, July 24, 2023**

Contract Status: **Signed through 2025 (club option for 2026)**

2024

- In his first full season with Atlanta, and his seventh at the major league level, pitched to a 6-6 record and a 3.67 ERA (23 ER/56.1 IP)...Struck out 67 against 25 walks.
- Led the majors by throwing curveballs on 71.6% of his pitches (min. 10 games).
 - Alex Lange (DET), the second-place pitcher in that regard, threw curveballs on 57.8% of his pitches.
 - Threw 656 curveballs, the sixth-most in the majors regardless of pitching role.
 - The five pitchers to throw more curves were Charlie Morton (1,183), Aaron Nola (PHI, 1,049), Jake Irvin (WAS, 953), Framber Valdez (HOU, 813) and Zac Gallen (ARI, 695).
- Debuted for Atlanta on July 26, 2023... Among National League pitchers with as many appearances since then, Johnson's 2.81 ERA (25 ER/80.0 IP) ranks seventh in the National League.
- Made his 12th career postseason appearance in Game 2 of the NLWCS, tossing a perfect seventh inning at San Diego.
 - Among the 68 active pitchers that have made at least 10 postseason appearances, Johnson's 1.50 ERA (2 ER/12.0 IP) ranks fifth, only trailing Kevin Ginkel (ARI, 0.00), Josh Sborz (TEX, 0.75), Seranthony Dominguez (BAL, 1.02) and Jesse Chavez (ATL, 1.42).

MAJOR LEAGUE NOTES

- On October 25, 2023, signed a two-year contract with Atlanta worth \$14.25 million, with a \$7 million club option for 2026 that includes a \$250,000 buyout.

CAREER HIGHS

Most Innings Pitched

3.0, 5/27/18, SF at CHC

Most Runs

6, 5/9/18, SF at PHI

Most Earned Runs

6, 5/9/18, SF at PHI

Most Hits Allowed

5, 5/27/18, SF at CHC

Most Home Runs Allowed

2, 5/25/23, COL vs. MIA

Most Walks

3, 2x, last: 8/7/24, ATL vs. MIL

Most Strikeouts

4, 2x, last: 9/11/23 (2), ATL at PHI

Longest winning streak

3 decisions, 8/9/23-4/5/24

Longest losing streak

4 decisions, 9/29/22-6/8/23

- Pitched to an 0.76 ERA (2 ER/23.2 IP) to finish the season after debuting for Atlanta on July 26, 2023.
 - Among pitchers with at least 20 outings in that time, his ERA ranked third in the National League sixth in the majors.
 - In Johnson's 24 games with the Braves, he posted his lowest ERA in any 24-game span in his entire career...Also walked the fewest batters (5) out of any 24-game span.

- Set multiple career highs in 2023, including appearances (67), innings pitched (62.2), strikeouts (90) and saves (13) split between 43 games with Colorado and 24 games with Atlanta.
- Acquired by Atlanta from Colorado on July 24, 2023 in exchange for minor-league pitchers RHP Tanner Gordon and RHP Victor Vodnik.
- Was scoreless in 17 of his first 20 outings of the 2021 season in April and May, posting a 2.70 ERA (16.2 IP, 5 ER) with three of his five earned runs coming April 24 at LAD.

▲ Posted the longest scoreless appearance streak in the San Diego bullpen with 13 from July 11-August 13...The 12.1 scoreless innings over that stretch marked the fifth longest in the Padres' pen in 2021.

- In 2020, went 3-1 with a 2.70 ERA (20.0 IP, 6 ER), nine walks and 27 strikeouts in his first season with San Diego.

▲ His 1.38 ERA and .163 opponent average at Petco Park ranked third among MLB pitchers (min. 15 home appearances).

▲ Tied for the most outings on the club (24).

- Spent the 2019 season in Japan as a member of the Hanshin Tigers of Nippon Professional Baseball, earning NPB All-Star honors after posting a 1.38 ERA (9 ER/58.2 IP) in 58 appearances.

▲ Struck out 91 of 224 batters faced and walked only 13 for a 7.00 K/BB ratio.

▲ Ranked second among Central League relievers in strikeouts, ERA, and holds (40).

- Made his first-career Opening Day roster in 2018 as a member of the Giants and posted a 5.56 ERA (43.2 IP, 27 ER) in 37 appearances across five stints on the active roster.

▲ Earned his first Major League win on April 30 vs. San Diego, tossing a scoreless ninth inning.

- Made his major league debut with the Cubs on May 19 vs. Milwaukee, allowing two unearned runs in a sixth inning that was interrupted by a nearly two-hour rain delay (1:59).

POSTSEASON

- Made his 12th career postseason appearance in Game 2 of the NLWCS, tossing a perfect seventh inning at San Diego.

▲ Among the 68 active pitchers that have made at least 10 postseason appearances, Johnson's 1.50 ERA (2 ER/12.0 IP) ranks fifth, only trailing Kevin Ginkel (ARI, 0.00), Josh Sborz (TEX, 0.75), Seranthony Dominguez (BAL, 1.02) and Jesse Chavez (ATL, 1.42).

- Appeared in three postseason games with San Diego in 2022, the Wild Card Game and two Division Series games.

▲ Held his opponents scoreless through 4.1 innings while allowing just two hits and fanning six.

- In the 2020 postseason, became the third Padre to pitch in five-or-more consecutive postseason games, joining Brian Boehringer (five games in 1998) and Trevor Hoffman (seven games spanning 1996 and 1998, five of which were in '98).

MINOR LEAGUE NOTES

- Switched to the bullpen on July 26, 2016, and posted a 3-0 record and 3.22 ERA (8 ER/22.1 IP) across 11 outings.

- Entered the 2015 season as the Chicago Cubs' No. 9 prospect, according to *Baseball America*.

▲ After missing most of the first half of the season with a back strain, posted a 6-2 record with a 2.08 ERA (22 ER/95.0IP) in 16 starts with Double-A Tennessee...Held opponents to a .223 average (76-for-341).

AMATEUR

- Graduated from Faith Christian Academy in Arvada, Colo., where he was a three-year varsity starter for the Eagles.
- Attended Missouri State University in Springfield, Mo., where he set the school's single-season strikeout record with 119 (second in the Missouri Valley Conference) while also ranking third in the MVC in ERA (2.53).

TRANSACTIONS

- Selected by Chicago (NL) in the Compensation-A round of the 2012 First-Year Player Draft.
- Claimed off waivers by San Francisco, September 20, 2017.
- Signed by San Diego as a major league free agent, December 23, 2019.
- On San Diego's injured list (right adductor groin strain) from March 29 to April 14, 2021.
- On San Diego's injured list (right triceps inflammation) from June 18 to June 28 2021.
- On San Diego's 60-day injured list (right forearm tendinitis) from April 22 to September 10, 2022.
- Signed by Colorado as a free agent, December 13.
- Acquired by Atlanta from Colorado on July 24, 2023 in exchange for minor-league right-handers Tanner Gordon and Victor Vodnik.
- Signed by Atlanta to a two-year contract worth \$14.25 million, with a \$7 million club option for 2026 that includes a \$250,000 buyout on October 25, 2023.
- Placed on Atlanta's 15-day injured list on May 1, 2024 with right elbow inflammation...Returned on May 18.

2024

- 25-year-old Jarred Kelenic completed his fourth major league season, hitting .231 (95-for-412) in 131 games.
 - ✎ He hit 15 home runs, 18 doubles and two triples, while recording 45 RBI and 49 runs...Went 7-for-9 in stolen base attempts.
 - ✎ Established career highs in games played (131), plate appearances (449), at-bats (412), runs (49), hits (95), home runs (15), total bases (162), sacrifice bunts (1) and sacrifice flies (3).
 - ✎ Matched his career high in triples (2).
- Made his third career Opening Day roster (2022-24) and first with the Braves.
 - ✎ Has started in club's season opener in each of the last three seasons; 2022-23 with Seattle (DH-LF) and '24 with Atlanta (LF).
- Started 110 of the club's games; 63 in left field and 47 in center field.
 - ✎ Entered 12 times as a pinch-hitter (3-10, .300), eight times as a defensive replacement and once as a pinch-runner.
 - ✎ Was included on the roster, but did not appear in the Wild Card Series at San Diego.
- Started 46 of the club's 52 games in center field from June 15-August 13, while OF Michael Harris II was on the injured list.
 - ✎ Batted leadoff 39 times over that span, including 36 straight contests, spanning June 15-July 27.
- Batted .227 (37-for-163) in 39 starts as the club's leadoff hitter; his most common spot in the lineup.
 - ✎ Hit .235 (55-for-234) over 71 starts from all other positions in the batting order.
- Hit a pair of leadoff home runs – the first two of his career, June 16 vs. Tampa Bay off RHP Zach Eflin and June 29 vs. Pittsburgh, off RHP Paul Skenes.
- Notched seven, three-hit games – doing so in both ends of a doubleheader, July 20 vs. St. Louis.
- Became the first Brave with at least three hits in both games of a doubleheader since Freddie Freeman, August 9, 2020 at Philadelphia.
 - ✎ Totaled five, three-hit games over the first three seasons of his MLB career.
- Reached base safely in each of the first 10 games (seven starts) of his Braves tenure from March 29-April 9.
 - ✎ Marked the longest on-base streak by a Brave, from the start of a season, since Ronald Acuña Jr. (15, 2022).
- Entered Atlanta's home opener, April 5 vs. Arizona, as a pinch-hitter in the ninth inning.
 - ✎ Delivered a game-tying RBI double; the fifth game-tying or go-ahead RBI in the ninth inning-or-later of his career and first as a member of the Braves.
- Hit a two-run home run in the third inning, May 27 vs. Boston; his first of the season and first as a member of the Braves.
 - ✎ Marked his second career home run at Truist Park, also: May 21, 2023, as a member of the Mariners.
 - ✎ Entering play, he was homerless over his previous 232 at-bats, dating to June 9, 2023; the fourth-longest active streak of its kind across the majors.
- Collected an extra-base hit in each of his first five career games at Wrigley Field, spanning April 10, 2023-May 23, 2024 (four home runs, two doubles).
 - ✎ Became the fourth player in the ballpark's 109-year history to do so, each accomplishing the feat as a visitor...Joined Neil Walker (6, 2009-11), César Cedeño (5, 1970-71) and Chicago's (AL) Andrew Benintendi (5, 2021-23).
- Entered as a defensive replacement (LF) for Ronald Acuña Jr., May 26 at Pittsburgh...Matched his career-high with three hits.
 - ✎ He's one of five players to collect three hits, within a single game, after entering off the bench during the 2024 season.
 - ✎ Became the first Brave to do so since Ehire Adrianza (May 8, 2021 vs. Philadelphia).
- In the month of June, he batted .304 (28-for-92), with a .900 OPS.
 - ✎ Marked the second time over his four-year MLB career that he's hit over .300 within a calendar month (min. 50 plate app.), also: April 2023 (.310).
 - ✎ Under the same parameters, April 2023 (1.003) is the only other month that he's posted an OPS north of .900.
- Batted .175 (33-for-189) from July 1 through the end of the regular season; seventh-lowest among 283 players with at least 150 plate appearances.

JARRED KLENIC

- Grew up in the Milwaukee suburb of Waukesha, Wisconsin, and stayed at his childhood home when Atlanta visited American Family Field, July 29–31.

✎ Went 2-for-3, with a solo home run of in the middle game of that three-game set (July 30).

- Broke the scoring with a solo home run in the second inning, September 8 vs. Toronto; his 15th of the season – establishing his career-high.

2023

- Completed his third major league season (all with Seattle), posting a slash line of .253/.327/.419 (94-for-372) in 105 games.

✎ He hit 11 home runs, 25 doubles and two triples, while recording 49 RBI and 44 runs...Went 13-for-18 in stolen base attempts.

✎ Established career-highs in games, runs, hits, doubles, triples, stolen bases, walks (41), batting average, on-base percentage, slugging percentage and total bases (156).

- Made his second career Opening Day roster (both with Seattle).

✎ Started as Seattle's designated hitter in their 2022 season opener...Started in left field in 2023.

- Started 98 of Seattle's games during the regular season, making 72 starts in left field, 18 in right field, six in center field and two as the club's designated hitter.

✎ Appeared six times as a pinch-hitter (1-for-5, walk) and once as a defensive replacement.

- Hit a solo home run, April 12 at Chicago (NL) off RHP Julian Merryweather...Per statcast, the blast traveled 482 feet.

✎ It stands as the longest home run of his career and the longest by any Seattle player, since tracking began in 2015, including postseason.

✎ Over the same span, it's the longest regular season home run hit at Wrigley Field...It was also the fifth-longest home run, by any player, during the 2023 season.

- Homered in four consecutive games, April 10–11, 12 at Chicago (NL) – April 14 vs. Colorado; the longest such streak of his career and first four-game run by a Seattle player since Tom Murphy (2019).

✎ At 23 years-272 days-old, he became the youngest player in Mariners franchise history to have a home run streak of at least four games since Hall-of-Famer Ken Griffey Jr. had an eight-game streak during his age-23 season in 1993.

- Hit safely in a career-best (since tied, 2024) 10 consecutive games, spanning April 5–16...Slashed .441/.500/.912 (15-for-34) over the stretch with four home runs and four doubles.
- Stole a pair of bases, April 28 at Toronto; his lone career game with multiple stolen bases to date.
- Reached safely in each of his five trips to the plate, September 22 at Texas (double, four walks)...At 24 years-68 days-old, he became the third-youngest player in Mariners franchise history to draw at least four walks in a game, bested by Hall-of-Famer Ken Griffey Jr. (23 years-189 days) in 1993 and Danny Tartabull (23 years-307 days) in 1986.

MAJOR LEAGUE NOTES

- In 2022, he slashed .141/.221/.313 (23-for-163) in 54 games...He hit seven home runs, five doubles and one triple, while recording 17 RBI and 20 runs...Went 5-for-7 in stolen base attempts.

✎ Started 42 of Seattle's games during the regular season, making 20 starts in right field, 19 in center field and three in left field.

- Appeared in all five of the club's postseason games over the ALWC series and ALDS rounds, making four starts – all in left field.

✎ Went 2-for-4 in Game 1 of the ALDS at Houston, collecting his first career postseason hit (single) off RHP Justin Verlander...Entered Game 2 of the ALDS at Houston as a pinch-hitter (flyout)...Stands as his only postseason action to date.

- Hit a pinch-hit, go-ahead, two-run home run, May 6 vs. Tampa Bay, off RHP Ryan Thompson.

✎ Marked his first career pinch-hit home run and second go-ahead shot in the seventh inning-or-later, also: August 5 2021 at New York (AL).

- Recorded four outfield assists – two in right field and two in center field.
- Hit a pair of home runs (two-run, solo), September 29 vs. Texas; his second career multi-homer game, also: September 17, 2021 at Kansas City.
- Made his major league debut at the age of 21, May 13 vs. Cleveland...Batted leadoff and started in left field...Went 0-for-4.
- The following day, went 3-for-4, collecting his first career hit/home run (two-run), May 14 at Cleveland, off RHP Aaron Civale.
 - Also, hit a pair of doubles in the contest... Became the 10th player in franchise history to homer as their first career hit.
 - Became the 18th player in MLB history (first in franchise history) with at least three extra-base hits in a game, within their first two career appearances.
 - At 21 years-302 days-old, became the youngest American Leaguer with at least three extra-base hits from the leadoff position since Hall-of-Famer Rickey Henderson (20 years-256 days-old), September 7, 1979 vs. Chicago (AL).
- Began 2021 ranked No. 4 on the MLB Pipeline.com Top 100 Prospects List entering the year... Ranked No. 4 by Baseball America and No. 6 by Baseball Prospectus.
 - Slashed .320/.392/.624 (40-for-125) in 30 games for Triple-A Tacoma...Also saw 93 games worth of action with the major league club.
 - He hit nine home runs, nine doubles and one triple, while recording 28 RBI and 29 runs.
 - Received his first big league call up on May 13.
- Participated in the 2021 Futures Game during All-Star Week at Coors Field in Colorado.
 - Started the game in left field, batted third (0-for-1).
- In 2020, was ranked No. 11 on the MLB Pipeline.com Top 100 Prospects List entering the year.
 - Ranked No. 11 by Baseball America and No. 7 by Baseball Prospectus.
- In 2019, was ranked No. 56 on the MLB Pipeline.com Top 100 Prospects List entering the year.
 - Ranked No. 68 by Baseball America and No. 63 by Baseball Prospectus.
 - In his first full professional season, spent time at three levels: 50 games with Single-A West Virginia (April 4-May 28), 46 games with High-A Modesto (May 29-July 5) and 21 games with Double-A Arkansas (July 6 to season's end).
 - In total, slashed .291/.364/.540 (129-for-443) in 117 games ...He hit 23 home runs, 31 doubles and five triples, while recording 68 RBI and 80 runs...Went 20-for-27 in stolen base attempts.
 - Recorded 35 multi-hit games, including seven three-hit games and a career-high four hits, April 16 vs. Lakewood...Had three multi-homer games.
 - Was one of 10 minor leaguers, across all levels, to record at least 20 home runs and 20 stolen bases.
- At the time of his promotion to High-A (through May 28), ranked second in OPS (.955); third in extra-base hits (26); third in total bases (106); tied for fourth in hits (57); fifth in home runs (10) and slugging percentage (.564).

MINOR LEAGUE NOTES

- Awards:** 2x Futures Game Selection (2019 and '21 with Seattle)...2x MiLB.com Organization All-Star (2018 with New York-NL and 2019 with Seattle)... Named the 2019 Ken Griffey Jr. Minor League Hitter of the Year – presented annually to the best hitter in Seattle's farm system...2019 Baseball America Minor League All-Star (Seattle)... Appalachian League Player of the Week (8/26/2018).
- Tabbed by Baseball America as the No. 68 prospect pre-2019, No. 11 pre-2020 and No. 4 pre-2021...MiLB Pipeline.com rated him No. 56 pre-2019, No. 11 pre-2020 and No. 4 pre-2021... Ranked No. 63 pre-2019, No. 7 pre-2020 and No. 6 pre-2021 – according to Baseball Prospectus.

AMATEUR

- Attended Waukesha West High School (Waukesha, WI).
 - ✦ Following his junior year, he participated in the High School Home Run Derby at Marlins Park in July 2017.
 - ✦ Played in the 2017 Under Armour All-American Game...2017 Perfect Game All-American Classic...2017 Perfect Game National Showcase...2016 Perfect Game Underclass All-American Games...2016 Perfect Game Junior National Showcase.
- Ranked fourth nationally in the final 2018 Perfect Game class rankings.
- In 2016, he was named MVP of USA Baseball's U-18 team that won gold at the Pan American Games.
- Upon being drafted, forewent his commitment to play baseball at the University of Louisville.
- Became the seventh player selected in the first-round of the MLB draft from a Wisconsin high school or college and stands as the highest pick (6th overall by NYM in 2018).
 - ✦ Kelenic and Cincinnati's Gavin Lux (20th overall by LAD in 2016) are the only ones to reach the majors.

TRANSACTIONS

- Selected by the New York Mets in the first round (6th) of the 2018 MLB First-Year Player Draft from Waukesha, HS (Waukesha, WI).
- Acquired by the Seattle Mariners, along with RHP Gerson Baustista, OF Jay Bruce, RHP Justin Dunn and RHP Anthony Swarzak from the New York Mets on December 3, 2018, in exchange for INF Robinson Canó, RHP Edwin Diaz and cash considerations.
- Recalled from Triple-A Tacoma three separate times during the 2022 season – first on May 13 (date of his MLB debut) and again on August 10 and September 21...Appeared in a total of 54 MLB games.
- On Seattle's 10-day Injured List (left foot fracture) from July 20 to September, 11 2023, missing 48 games...Included a 10-game rehabilitation stint with Triple-A Tacoma.
- Acquired by the Atlanta Braves, along with LHP Marco Gonzales and 1B Evan White from the Seattle Mariners on December 3, 2023, in exchange for RHP Cole Phillips (minors) and RHP Jackson Kowar.

2024 HITTING STREAKS OF 10-OR-MORE GAMES

Eight Braves players accounted for 10 separate hitting streaks of 10-or-more games during the 2024 season...Marcell Ozuna (17), Ozzie Albies (15), Orlando Arcia (13) and Travis d'Arnaud (10) each established the longest hitting streak of their respective MLB careers...Ozuna was the only player in the majors with multiple hitting streaks of at least 15 games and the first Brave with multiple such streaks within a single-season since Ender Inciarte (2016).

Player	Dates	Games	Avg. (H-AB)	HR	RBI
Marcell Ozuna	March 30 - April 19	17	.377 (26-for-69)	8	24
Marcell Ozuna	May 5 - May 22	15	.377 (20-for-53)	6	14
Ozzie Albies	April 7 - May 3	15	.349 (22-for-63)	0	11
Orlando Arcia	July 20 (2) - August 2	13	.372 (16-for-43)	4	8
Gio Urshela	August 21 - September 3	11	.341 (14-for-41)	0	3
Austin Riley	April 6 - April 17	11	.333 (16-for-48)	1	7
Travis d'Arnaud	July 10 - August 3	10	.417 (15-for-36)	4	10
Marcell Ozuna	July 9 - July 22	10	.474 (18-for-38)	5	6
Jarred Kelenic	June 13 - June 23	10	.317 (13-for-41)	3	6
Matt Olson	June 6 - June 16	10	.410 (16-for-39)	2	5



CHAD KUHL

61

RIGHT-HANDED PITCHER

Full Name: **Chad Michael Kuhl**

Bats: **Right**

Throws: **Right**

Height: **6-3**

Weight: **205**

DOB: **September 10, 1992**

Opening Day Age: **32**

Born: **Newark, DE**

Resides: **Middletown, DE**

MLB Debut: **June 26, 2016**

MLB Service Time: **7.099**

Acquired: **Signed as a minor league free agent, February 4, 2025**

Contract Status: **Signed through 2025**

2024

- Spent the entire season in the Chicago White Sox organization, appearing in 44 games split between the major leagues (31 games) and Triple-A Charlotte (13 games).
 - At the major league level, logged an 0-2 record and a 5.06 ERA (30 ER/53.1 IP)... Thirty of his 31 appearances were starts.
 - In the minors, went 1-3 with a 4.34 ERA (27 ER/56.0 IP)...Eleven of his 13 appearances were starts.

MAJOR LEAGUE NOTES

- In 174 games (117 starts) split between Pittsburgh (5 seasons), Chicago White Sox (1 season), Colorado (1 season) and Washington (1 season), owns a lifetime record of 31-47 and a 4.98 ERA (370 ER/668.1 IP).
- Opened the season in Washington's starting rotation in 2023.
- Went 3-0 with a 1.82 ERA (6 ER/29.2 IP) over his first five starts with Colorado in 2022, the lowest mark by a Rockies starter to begin a season since Ubaldo Jiménez (0.79) in 2010.
 - Recorded his first career complete game and shutout on June 27 vs. the Dodgers, allowing three hits with no walks and five strikeouts in a 4-0 victory...Became the 26th pitcher to throw a shutout at Coors Field and 17th Rockies pitcher to accomplish the feat.
- Made Pittsburgh's Opening Day start in 2021.
- Made his major league debut on June 26, 2016 while with Pittsburgh.
 - Earned the win after he completed 5.0 innings and surrendered three runs... Struck out five and walked four.

CAREER HIGHS

Most Innings Pitched
9.0, 6/27/22, COL vs. LAD

Most Runs
9, 3x, last: 8/3/22, COL at SD

Most Earned Runs
9, 3x, last: 8/3/22, COL at SD

Most Hits Allowed
11, 4/13/18, PIT at MIA

Most Home Runs Allowed
4, 2x, last: 5/1/18, PIT at WSH

Most Walks
7, 4/13/21, PIT vs. SD

Most Strikeouts
8, 5x, last: 5/11/22, COL at SF

Longest winning streak
3 decisions, 2x, last: 4/18-4/30/22

Longest losing streak
12 decisions, 7/29/22-Pres.

AMATEUR

- Attended the University of Delaware, where he went 10-2 with a 3.75 ERA (44 ER/105.2 IP) in 15 starts as a junior in 2013.
- Graduated in 2010 from Middleton (Del.) High School.

PERSONAL

- Married to Amanda and has one son, Hudson.

TRANSACTIONS

- Selected by Pittsburgh in the ninth round of the 2013 First-Year Player Draft.
- On Pittsburgh's injured list with strained right forearm (June 29, 2018 until the end of season); transferred to 60-day injured list (July 31, 2018).
- On Pittsburgh injured list to March 1, 2019 through end of season).
- On Pittsburgh injured list with right shoulder discomfort (April 22-May 30 2021).
- On Pittsburgh's COVID-19 related injured (August 2-19, 2021).

- On Colorado injured list with a right hip flexor strain (August 5-24, 2022).
- On Colorado injured list with right triceps strain (October 1, 2022-end of season).
- Signed by Colorado as a free agent (March 16, 2022).
- Signed by Washington as a free agent (February 7, 2023).
- On Washington injured list with right foot metatarsalgia (April 30-May 19, 2023).
- Signed by the White Sox as a free agent (December 29, 2023).

2024 STARTING PITCHER STATS

The Braves used 13 starting pitchers during the 2024 season...Eleven of those 16, however, registered single-digit starts for the club...Charlie Morton (30), Max Fried (29), Chris Sale (29), Reynaldo López (25), Spencer Schwellenbach (21) accounted for 83% (134-of-162) of the club's starts, registering a 53-35 (.602) record and 3.05 ERA (263 ER/775.2 IP)...Atlanta went 78-56 (.582) in those contests.

Overall, Atlanta's starters went 56-46 (.549), with a 3.58 ERA (360 ER) over 904.1 innings...The club ranked third in the majors in ERA and innings pitched; shy of Seattle (3.38, 942.2) and Kansas City (3.55, 911.0) in both categories.

The Braves pitched two complete games, both at the hand of LHP Max Fried...Fried's two complete games tied for the MLB lead, along with Toronto's Kevin Gausman and Philadelphia's Cristopher Sánchez.

Chris Sale completed his 15th major league season; first with Atlanta, going 18-3, with a 2.53 ERA (47 ER/177.2 IP) and 225 strikeouts...The southpaw led the National League in wins, ERA and strikeouts, becoming the first pitcher in Braves franchise history to win the Triple Crown and first National Leaguer since Los Angeles' Clayton Kershaw (2011)...Sale received 26 of 30 first-place votes in the National League

Cy Young balloting, becoming the fifth Cy Young Award recipient, eighth instance, in franchise history, joining Hall-of-Famers Greg Maddux, three times (1993-95), Tom Glavine, twice (1991, '98), Warren Spahn (1957) and John Smoltz (1996).

Pitcher	Starts	Quality Starts	W-L	Team Record*	IP (AVG)	Run Support^
Charlie Morton	30	12	8-10	13-17	165.1 (5.1)	73 (2.0)
Max Fried	29	16	11-10	17-12	174.1 (6.0)	83 (3.0)
Chris Sale	29	18	18-3	22-7	177.2 (6.0)	124 (4.0)
Reynaldo López	25	14	8-4	16-8	128.2 (5.0)	63 (3.0)
Spencer Schwellenbach	21	12	8-7	10-11	123.2 (5.2)	59 (2.0)
Bryce Elder	10	3	2-5	4-6	49.2 (5.0)	14 (1.0)
Grant Holmes	7	1	1-0	3-4	33.2 (4.2)	26 (4.0)
Ray Kerr	2	0	0-2	0-2	7.2 (3.2)	1 (0.5)
Spencer Strider	2	0	0-0	2-0	9.0 (4.2)	2 (1.0)
Darius Vines	2	0	0-1	1-1	9.2 (4.2)	5 (2.5)
Hurston Waldrep	2	0	0-1	0-2	7.0 (3.1)	4 (2.0)
Allan Winans	2	0	0-2	0-2	7.2 (5.0)	6 (3.0)
AJ Smith-Shawver	1	0	0-0	1-0	4.1 (4.1)	1 (1.0)
Team Totals	162	76	56-46	89-73	904.1 (5.2)	465 (2.5)

*Braves record in his starts; ^Runs scored while he is in the game (avg.)



NON-ROSTER INVITEE

CHARLES LEBLANC

90

INFIELDER

Full Name: **Charles Leblanc**Bats: **Right**Throws: **Right**Height: **6-3**Weight: **195**DOB: **June 3, 1996**Opening Day Age: **28**Born: **Laval, CAN**Resides: **Laval, CAN**MLB Debut: **July 30, 2022**MLB Service Time: **0.104**Acquired: **Signed as a free agent, November 13, 2024**Contract Status: **Signed through 2025**

2024

- 28-year-old Charles Leblanc played in his second major league season (first with Los Angeles-AL), posting a slash line of .190/.393/.476 (6-for-21), in 11 games – nine from September 4-18.
 - He hit two home runs, while recording six RBI and six runs...Drew seven walks.
- Started seven of Los Angeles' (AL) games during the regular season, making four starts at third base, two at second base and one as the club's designated hitter.
 - Appeared four times as a defensive replacement.
 - Was a non-roster invitee to spring training for the second consecutive season (2023, Miami).
- Played 98 games for Los Angeles' (AL) Triple-A Salt Lake affiliate, hitting .254 (86-for-339), with 12 home runs, 20 doubles and three triples... Recorded 52 RBI and scored 56 runs...Went 4-for-7 in stolen base attempts.

MAJOR LEAGUE NOTES

- Entering his ninth professional season and first as a member of the Braves organization.
 - Previous organizations: Texas Rangers (2016-19, '21), Miami Marlins (2022-23) and Los Angeles-AL (2024).
 - He's reached the majors with Miami (2022) and Los Angeles-AL (2024), slashing .254/.330/.412 (45-for-177) over 59 games.
 - He's appeared primarily at second base... Has also played third base and first base.
- Made his MLB debut, July 30, 2022 vs. New York (NL), as a member of the Marlins...Started at third base, batting ninth (1-for-3).

CAREER HIGHS

Most Runs

2, 5x, last: 9/16/24, LAA vs. CWS

Most Hits

3, 8/7/22, MIA at CHC

Most Doubles

2, 9/12/22, MIA vs. TEX

Most Triples

None

Most Home Runs

1, 6x, last: 9/16/24, LAA vs. CWS

Most RBI

3, 9/8/24, LAA at TEX

Most Walks

2, 2x, last: 9/17/24, LAA vs. CWS

Most Stolen Bases

1, 4x, last: 9/17/22, MIA at WSH

Longest Hitting Streak

7 games, 8/5-8/13/22 (G1)

- Recorded his first career hit (double) in the bottom of the eighth inning, off RHP Carlos Carrasco...Two pitches later, he was picked off second base (C-SS-3B).
- Hit his first career home run (solo) the next day, July 31, 2022 vs. New York (NL), off RHP Taijuan Walker.

MINOR LEAGUE NOTES

- **Awards:** 2019 Texas League Mid-Season All-Star (Texas)...2018 Carolina League Mid-Season All-Star (Texas)... 2022 Jacksonville Jumbo Shrimp Team MVP (Miami)...Pacific Coast League Player of the Week (10/3/21).
- Owns a career minor league slash line of .263/.352/.413 (718-for-2,727) in 762 games.
- Played for Surprise in the Arizona Fall League following the 2018 season.
- Made his professional debut in 2016 with the Rangers Low-A affiliate.

AMATEUR

- Attended high school at École Secondaire Georges-Vanier in Laval.
 - Selected by the Milwaukee Brewers in the 33rd round of the 2013 MLB First-Year Player Draft from École Secondaire Georges-Vanier (Laval, QC)...Did not sign.
- Played two collegiate seasons at University of Pittsburgh.
 - As a sophomore in 2016, earned All-ACC first team honors, becoming first Panther in program history selected to ACC's first team.
 - Won 2016 ACC batting title, batting .405 (79-for-195) on the year.

PERSONAL

- Charles grew up in Laval, Quebec, Canada, speaking only French and started to learn English for baseball.
- His last name is pronounced \leh-blanc\.

TRANSACTIONS

- Selected by the Texas Rangers in the fourth round of the 2016 MLB First-Year Player Draft from the University of Pittsburgh (Pittsburgh, PA)...Signed by Brian Matthews.
- Selected off waivers by the Miami Marlins from the Texas Rangers on December 8, 2021.
- Signed a minor league contract with the Los Angeles Angels on November 26, 2023.
- Signed a minor league contract with the Atlanta Braves on November 13, 2024.



DYLAN LEE

52

LEFT-HANDED PITCHER

Full Name: **Dylan Ryan Lee**

Bats: **Left**

Throws: **Left**

Height: **6-3**

Weight: **214**

DOB: **August 1, 1994**

Opening Day Age: **30**

Born: **Visalia, CA**

Resides: **Fort Lauderdale, FL**

MLB Debut: **October 1, 2021**

MLB Service Time: **2.150**

Acquired: **Signed as a free agent, April 15, 2021**

Contract Status: **Signed through 2025**

2024

- Set a career high with 52 appearances, logging a 4-2 record and a 2.11 ERA (14 ER/59.2 IP) in those outings.
 - Struck out 76 against only 17 walks (four intentional).
- Among National League pitchers with as many appearances, Lee's ERA (2.11) ranked seventh.
- Over a 28-game span from June 16–September 20, pitched to a 1.79 ERA (4 ER/28.1 IP).
 - That ERA was seventh-best in the majors in that time (min. 25 games).
- Lee's slider garnered a Whiff Rate of 45.6%, second best in the National League and fifth best in Major League Baseball on the pitch (min. 400 sliders thrown).
 - Only trailed Andrew Chafin (TEX, 54.7), Ryan Helsley (STL, 51.0), Andrés Muñoz (SEA, 48.5) and Jake Cousins (NYY, 47.2).
- Lee's Chase Percentage (37.4%) ranked in the 99th percentile.
 - Per Statcast, also ranked in high percentiles in other advanced metrics: Whiff Rate (98th, 37.7%), Expected ERA (96th, 2.62), Hard-Hit Percentage (94th, 32.0%), Strikeout Percentage (93rd, 31.7%) and Expected Batting Average (90th, .204).

CAREER HIGHS

Most Innings Pitched

2.2, 4x, last: 5/4/24, ATL at LAD

Most Runs

3, 4x, last: 4/11/24, ATL vs. NYM

Most Earned Runs

3, 8/10/22, ATL at BOS

Most Hits Allowed

6, 5/16/23, ATL at TEX

Most Home Runs Allowed

2, 9/22/24, ATL at MIA

Most Walks

2, 2x, last: 8/1/24, ATL vs. MIA

Most Strikeouts

4, 4x, last: 8/18/24, ATL at LAA

Longest winning streak

3 decisions, 2x, last: 9/17/22-4/10/23

Longest losing streak

None

MAJOR LEAGUE NOTES

- Is 10-3 with a 2.58 ERA (39 ER/136.0 IP) in parts of four major-league seasons with Atlanta.
- Made his major league debut on October 1, 2021 against New York (NL) and appeared in two games with Atlanta.

- In his second major league season, 2022, went 5-1 with a 2.13 ERA in 46 appearances out of Atlanta's pen.
 - His 31 inherited runners were tied for the second most in the National League on the year dating to his first appearance with Atlanta.
 - Ranked fourth in the majors with a 20.2% swing and miss rate (min. 10 appearances).
 - His 65.5% strand rate was seventh highest in the NL (min. 30 IR).
 - Threw a strike on 69.4% of his pitches, the sixth highest rate in the NL (min. 15 appearances).
 - His 46 appearances were the third most on the team dating to his first appearance out of the Braves' bullpen on 5/23.

POSTSEASON

- Became just the second pitcher in major league history to make his first career start in the postseason (first in the world series)...The first was teammate A.J. Minter in the 2020 NLCS.
- Made his postseason debut on 10/21 at Los Angeles, allowing one run over 2.0 innings of relief.

TRANSACTIONS

- Drafted by the Miami Marlins in 10th round of the 2016 First-Year Player Draft from California State University, Fresno.
- Signed by Atlanta to a minor league contract on April 15, 2021.
- On Atlanta's 60-day injured list (left shoulder inflammation) from May 17 through the end of the 2023 season.

2024 INJURED AND INACTIVE LIST

Player	Injury	IL Length	Date on	Date off	Games Missed
Ángel Perdomo, LHP	Left elbow UCL reconstruction	60-day	March 28	--	162
Spencer Strider, RHP	Right elbow UCL sprain	60-day	April 7	--	155
Ronald Acuña Jr., OF	Torn left ACL	60-day	May 27	--	112
Huascar Ynoa, RHP	Right elbow stress reaction	60-day	June 16	--	94
Ray Kerr, LHP	Left elbow UCL injury	60-day	June 16	--	94
Hurston Waldrep, RHP	Right elbow inflammation	15-day	June 17	--	93
A.J. Minter, LHP	Left hip inflammation	60-day	August 12	--	45
Austin Riley, INF	Fractured right hand	10-day	Aug. 20 (Retro. 8/19)	--	38
Ozzie Albies, INF	Right great toe fracture	10-day	April 16	April 26	8
Pierce Johnson, RHP	Right elbow inflammation	15-day	May 4 (Retro. 5/1)	May 18	11
Sean Murphy, C	Strained left oblique muscle	10-day	March 30	May 27	49
A.J. Minter, LHP	Left hip inflammation	15-day	May 30	July 1	28
AJ Smith-Shawver, RHP	Strained left oblique muscle	15-day	May 24	July 9	42
Brian Anderson, INF	Bacterial infection	10-day	June 25 (Retro. 6/22)	July 10	14
Ramón Laureano, OF	Strained left oblique muscle	10-day	July 10 (Retro. 7/9)	July 19	5
Austin Riley, INF	Paternity List	--	July 23	July 25	1
Jimmy Herget, RHP	Right shoulder inflammation	15-day	June 8 (Retro. 6/6)	July 27	41
Tyler Matzek, LHP	Left elbow inflammation	60-day	May 7 (Retro. 5/5)	Traded to SF on 7/29	73
Max Fried, LHP	Left forearm neuritis	15-day	July 21 (Retro. 7/18)	August 4	13
Michael Harris II, OF	Strained left hamstring	60-day	June 15	August 14	52
Reynaldo López, RHP	Right forearm inflammation	15-Day	Aug. 5 (Retro. 8/2)	August 19	13
Travis d'Arnaud, C	Paternity List	--	September 9	September 12	3
Ozzie Albies, INF	Fractured left wrist	10-day	July 22	September 20	55
Reynaldo López	RHP Right shoulder inflammation	15-Day	September 11	September 28	13



SANDY LEÓN

79

CATCHER

Full Name: **Sandy David León**
Bats: **Switch** Throws: **Right**
Height: **5-9** Weight: **235**
DOB: **March 13, 1989** Opening Day Age: **36**
Born: **Maracaibo, Venezuela** Resides: **Lake Worth, FL**
MLB Debut: **May 14, 2025** MLB Service Time: **8.112**
Acquired: **Signed as a free agent, April 2, 2024**
Contract Status: **Signed through 2025**

NON-ROSTER INVITEE

NOTES TO KNOW

- Since 2015, MLB pitchers have registered a 3.69 ERA when working with León.
 - It's the third-lowest catcher ERA among active backstops (min. 400 games started), behind Los Angeles' (NL) Will Smith (3.42) and Austin Barnes (3.46).
- He began 2023 with the World Series champion Texas Rangers (21 games), but was released in June and finished the year in Cleveland's organization.

2024

- 36-year-old Sandy León completed his 18th professional season (first with Atlanta), posting a slash line of .181/.328/.262 (43-for-237) in 79 games with Triple-A Gwinnett.
 - He hit five home runs and four doubles, while recording 26 RBI and 20 runs... Threw out 17-of-60 (28.3%) of attempted base stealers.
- Signed a minor league contract with the Kansas City Royals on January 17, 2024.

MAJOR LEAGUE AWARDS

- 2018 World Series champion (Boston).

MAJOR LEAGUE NOTES

- Entering his 19th professional season and second as a member of the Braves organization.
 - Previous organizations: Washington Nationals (2007-14), Boston Red Sox (2015-19), Cleveland Guardians (2020, '22), Miami Marlins (2021), Cincinnati Reds (2022), Minnesota Twins (2022), Texas Rangers (2023) and Atlanta Braves (2024-Present).

CAREER HIGHS

Most Runs
2, 21x, last: 4/18/23, TEX at KC

Most Hits
4, 2x, last: 7/4/16, BOS vs. TEX

Most Doubles
3, 7/4/16, BOS vs. TEX

Most Triples
1, 2x, last: 8/9/16, BOS vs. NYY

Most Home Runs
2, 5/17/17, BOS at MIN

Most RBI
4, 4x, last: 6/23/17, BOS vs. LAA

Most Walks
3, 2x, last: 6/30/22, CLE vs. MIN

Most Stolen Bases
1, 4/29/18, BOS vs. TB

Longest Hitting Streak
5 games, 8x, last: 7/23-8/6/21

- He's reached the majors with Washington (2012-14), Boston (2015-19), Cleveland (2020, '22), Miami (2021), Minnesota (2022) and Texas (2023), slashing .208/.276/.311 (322-for-1,549) over 554 games.

➤ He's appeared primarily at catcher, throwing out 79-of-268 (29.5%) of attempted base stealers....Has also played first base, third base and logged eight appearances on the mound.

- Made his MLB debut, May 14, 2012 vs. San Diego, as a member of the Nationals...Started at catcher, batting eighth (0-for-1)..

➤ Was lifted for a defensive replacement in the middle of the fourth inning after spraining his right ankle in a collision with San Diego's third baseman Chase Headley at home plate.

- Recorded his first career hit (single), July 19, 2012 vs. New York (NL), off that year's eventual National League Cy Young Award-winner RHP R.A. Dickey.

➤ Entered as a defensive replacement (C) in the bottom of the seventh inning.

- Hit his first career home run (two-run), April 14, 2014 at Miami, off RHP Kevin Slowey.
- He's made his club's Opening Day roster four times: Boston (2015, '17-18) and Cleveland (2020).

➤ Has appeared in his club's season opener once, starting at catcher for Boston in 2017 vs. Pittsburgh (2-for-3, run).

- Had a career-year in 2017 with Boston, appearing in a then-career-high 85 games and establishing career-highs in at-bats (271), batting average (.225), RBI (39) and walks (25).

➤ Matched his career-high in home runs (7, also 2016).

POSTSEASON

- He's slashed .250/.294/.375 (8-for-32), with one home run, one double, three RBI in 17 career postseason games across six series, with Boston (2016-18) and Cleveland (2020).

➤ He's made nine starts behind the plate, throwing out 3-of-5 (60.0%) of attempted base stealers.

- Helped the Red Sox win the 2018 World Series as he played in 10 games during the postseason (two ALDS vs. NYY, five ALCS vs. HOU and three WS vs. LAD).

➤ Went 3-for-13, with one double, one run and one walk.

- Made his postseason debut in 2016 ALDS Game 1 at Cleveland.

➤ Hit his lone career postseason home run (solo) in his debut, off RHP Trevor Bauer.

MINOR LEAGUE NOTES

- **Awards:** 2012 MiLB.com Organization All-Star (Washington)...2011 Carolina League Post-Season All-Star (Washington)...2010 South Atlantic League Mid-Season All-Star (Washington).
- Owns a career minor league slash line of .230/.326/.322 (558-for-2,423) in 748 games.
- Made his professional debut in 2007 with the Nationals rookie-level affiliate of the Gulf Coast League.

PERSONAL

- Sandy is married to his wife, Liliana...The couple has two children; a son Noah and daughter Nahomy.
- Both children's names are tattooed behind his right ear.

TRANSACTIONS

- Signed by the Washington Nationals as a non-drafted free agent on January 21, 2007...Signed by Mike Rizzo and Dana Brown.
- Acquired by the Boston Red Sox from the Washington Nationals on March 30, 2015, in exchange for cash considerations.
- Acquired by Cleveland from the Boston Red Sox on December 2, 2019, in exchange for RHP Adenys Bautista (minors).
- Signed a minor league contract with the Miami Marlins on January 3, 2021.
- Signed a minor league contract with the Cleveland Indians on November 22, 2021.
- Signed a minor league contract with the Cincinnati Reds on April 16, 2022.
- Acquired by the Cleveland Guardians from the Cincinnati Reds on June 28, 2022, in exchange for cash considerations.
- Acquired by the Minnesota Twins from the Cleveland Guardians on August 2, 2022, in exchange for RHP Ian Hamilton.
- Signed a minor league contract with the Texas Rangers on February 6, 2023.
- Signed a minor league contract with the Cleveland Guardians on July 1, 2023.
- Signed a minor league contract with the Kansas City Royals on January 17, 2024.
- Signed a minor league contract with the Atlanta Braves on April 2, 2024.



REYNALDO LOPEZ

40

RIGHT-HANDED PITCHER

Full Name: **Reynaldo Starling López**

Bats: **Right**

Throws: **Right**

Height: **6-0**

Weight: **220**

DOB: **January 4, 1994**

Opening Day Age: **31**

Born: **San Pedro de Macoris, DR**

Resides: **San Pedro de Macoris, DR**

MLB Debut: **July 19, 2016**

MLB Service Time: **7.004**

Acquired: **Signed as a free agent, November 20, 2023**

Contract Status: **Signed through 2027**

2024

- In his first season with Atlanta and sixth full major league season, was named to the National League All-Star team, going 8-5 with a 1.99 ERA (30 ER/135.2 IP) in 26 games, 25 starts.
 - ▲ Made the first All-Star team of his career.
 - ▲ His 1.88 ERA was the third lowest ERA prior to the All-Star break in Braves franchise history (live ball era) and lowest since Jair Jurrjens went 12-3 with a 1.87 ERA in 16 starts in 2011 (min. 15 starts).
- His 1.99 ERA was the lowest in the majors among pitchers with at least 25 starts.
 - ▲ His 1.78 ERA at Truist Park was the lowest among qualifiers at home.
- His 2.00 ERA as a starter was the lowest in a player's first stint with the team in Braves franchise history dating to the Live Ball era (min. 25 starts).
 - ▲ It was the fourth lowest ERA in baseball history (since 1920) for a player with at least 25 starts to begin a stint with a new franchise in a single season after making their debut with a different team.
 - ▲ Only Hall-of-Famer Gaylord Perry (CLE, 1972) along with Roger Clemens (TOR, '97), and Kevin Brown (FLA, '96) had lower ERAs in their first season with a new team.
- Did not allow more than two earned runs in 23 of his 26 outings.
- Recorded his first double-digit strikeout effort on August 20, it was his first double-digit strikeout performance on the year, seventh of his career and first since September 5, 2019 at Cleveland.
- Missed 12 games after being placed on the 15-day injured list on August 5 with right forearm inflammation.
 - ▲ Missed 13 games later in the season with right shoulder inflammation.

CAREER HIGHS

Most Innings Pitched

9.0, 9/5/19, CWS at CLE

Most Runs

8, 3x, last: 5/24/19, CWS at MIN

Most Earned Runs

8, 3x, last: 5/24/19, CWS at MIN

Most Hits Allowed

12, 5/29/19, CWS vs. KC

Most Home Runs Allowed

5, 7/27/18, CWS vs. TOR

Most Walks

5, 4x, last: 9/28/18, CWS at MIN

Most Strikeouts

14, 4/28/19, CWS vs. DET

Longest winning streak

5 decisions, 5/31/24-7/7/24

Longest losing streak

4 decisions, 2x, last: 4/14-5/28/23

- Made 20 starts in a season for the first time since 2019.
- López's 1.57 ERA (13 ER/74.1 IP) was the lowest by a Brave through 13 starts since Hall-of-Famer Tom Glavine pitched to a 1.57 ERA and an 9-2 record in 2002..Glavine and fellow Hall-of-Famer Greg Maddux (1.41) are only other starters in the Atlanta era (since 1966) with lower ERAs through 13 starts.



JAKE MARISNICK

94

OUTFIELDER

Full Name: **Jacob Shawn Marisnick**
Bats: **Right** Throws: **Right**
Height: **6-4** Weight: **220**
DOB: **March 30, 1991** Opening Day Age: **33**
Born: **Riverside, CA** Resides: **Riverside, CA**
MLB Debut: **July 23, 2013** MLB Service Time: **9.052**
Acquired: **Signed as a free agent, February 13, 2025**
Contract Status: **Signed through 2025**

NON-ROSTER INVITEE

NOTES TO KNOW

- Braves current President of Baseball Operations and General Manager, Alex Anthopoulos, was the Assistant General Manager of the Toronto Blue Jays when the club selected Marisnick in the third round of the 2009 MLB First-Year Player Draft.
- He's the only player in MLB history to record four games in which he entered as a pinch-runner before hitting a home run later in the game: September 6, 2015 vs. Minnesota, May 25, 2017 vs. Detroit, June 22, 2017 at Oakland and August 4, 2018 at Los Angeles (NL) – all as a member of the Astros.

2024

- 33-year-old Jake Marisnick completed his 15th professional season (first with Los Angeles-AL), posting a slash line of .286/.371/.549 (61-for-213) in 59 games between Triple-A Salt Lake (54) and the club's rookie-level Arizona Complex League Angels (5).
 - He hit 12 home runs, 18 doubles and one triple, while recording 33 RBI and 49 runs...Went 8-for-11 in stolen base attempts.
- Signed a minor league contract with the Los Angeles Angels on December 13, 2023.

MAJOR LEAGUE AWARDS

- 2017 World Series champion (Houston).
- 2019 MLBPA Astros Heart and Hustle Award (Houston).

MAJOR LEAGUE NOTES

- Entering his 16th professional season and second as a member of the Braves organization.

CAREER HIGHS

Most Runs
4, 7/31/17, HOU vs. TB

Most Hits
4, 8/11/14, HOU vs. MIN

Most Doubles
2, 3x, last: 7/15/22, PIT at COL

Most Triples
1, 15x, last: 6/29/23, DET at TEX

Most Home Runs
2, 3x, last: 6/20/19, HOU at NYY

Most RBI
5, 2x, last: 4/23/21, CHC vs. MIL

Most Walks
2, 5x, last: 5/21/19, HOU vs. CWS

Most Stolen Bases
2, 4x, last: 4/29/15, HOU at SD

Longest Hitting Streak
11 games, 4/20-5/3/15

- Previous organizations: Toronto Blue Jays (2010-12), Miami Marlins (2013-14), Houston Astros (2014-19), New York Mets (2020), Chicago Cubs (2021), San Diego Padres (2021), Texas Rangers (2022), Pittsburgh Pirates (2022), Atlanta Braves (2022), Chicago White Sox (2023), Detroit Tigers (2023), Los Angeles Dodgers (2023) and Los Angeles Angels (2024).

✓ He's reached the majors with Miami (2013-14), Houston (2014-19), New York-NL (2020), Chicago-NL (2021), San Diego (2021), Pittsburgh (2022), Chicago-AL (2023), Detroit (2023) and Los Angeles-NL (2023), slashing .228/.281/.385 (469-for-2,053) over 877 games.

✓ He's appeared primarily in center field... Has also played left field and right field.

- Made his MLB debut, July 23, 2013 at Colorado, as a member of the Marlins...Started in center field, batting sixth (0-for-4)...
 - ✓ After going hitless over his first 14 career at-bats, recorded his first career hit (single), July 26, 2013 vs. Pittsburgh, off LHP Jeff Locke.
 - ✓ Hit his first career home run (solo), July 31, 2013 vs. New York (NL), off RHP Jenrry Mejia.
- He made his club's Opening Day roster in eight consecutive seasons from 2015-22...Houston (2015-19), New York-NL (2020), Chicago-NL (2021) and Pittsburgh (2022).
 - ✓ Has appeared in his club's season opener five times, making three starts in center field (2015, '18-19)...Entered twice as defensive replacement (2017, CF and '20, CF).
- Had a career year in 2017 with Houston – the eventual World Series champions.
 - ✓ Established career-highs in home runs (16), runs (50), on-base percentage (.319), slugging percentage (.496) and OPS (.815) in 106 games.
 - ✓ Was not included on the club's postseason roster (fractured right thumb).
- In 2019, he led all American League center fielders with a .995 fielding percentage.
 - ✓ Committed one error in 198 chances.

POSTSEASON

- He's slashed .333/.364/.381 (7-for-21), with one double, one run and two stolen bases in 23 career postseason games across seven series, with Houston (2015, '18-19).
- In 2019, he appeared in 14 games, making three starts – all in center field, across three rounds of Houston's American League Championship run.
 - ✓ Batted .364 (4-for-11), with a .780 OPS.
 - ✓ Ranked second on the club with a .375 batting average (3-for-8) in the World Series against Washington.
- Made his postseason debut in the 2015 AL WC Game at New York (AL), entering as a defensive replacement in center field.

MINOR LEAGUE NOTES

- **Awards:** 2x MiLB.com Organization All-Star (2011 with Toronto and '13 with Miami)...2013 Southern League Mid-Season All-Star (Miami)...2011 Midwest League Mid-Season All-Star (Toronto)...2011 Midwest League Post-Season All-Star (Toronto)...2011 Baseball America Low Class A All-Star (Toronto)...Pacific Coast League Player of the Week (7/14/14, Miami)...Florida State League Player of the Week (4/30/12, Toronto).
- Tabbed by Baseball America as the No. 67 prospect pre-2012, No. 64 pre-2013 and No. 79 pre-2014...MiLB Pipeline.com rated him No. 58 pre-2012, No. 70 pre-2013 and No. 65 pre-2014... Ranked No. 28 pre-2012 and No. 71 pre-2013 – according to Baseball Prospectus.
- Owns a career minor league slash line of .278/.349/.452 (662-for-2,283) in 748 games.
- In 2022, his first stint with the Braves organization – he hit .235 (16-for-68), one home run, one double, one triple, three RBI, eight runs and seven stolen bases in 17 games with Triple-A Gwinnett.
- Played for Salt River in the Arizona Fall League following the 2012 season.
- Made his professional debut in 2010 with the Nationals rookie-level affiliate of the Gulf Coast League.

AMATEUR

- Attended Riverside Polytechnic High School (Riverside, CA).
- As a senior in 2009, he was named First-Team All-CIF (California Interscholastic Federation).
- Also, played football, and was named an All-County and All-CIF Southern section wide receiver as a junior.
- Upon being drafted, forewent his commitment to play baseball at the University of Oregon.

PERSONAL

- Jake is married to his wife, Brittany...The couple has a son, Jayce.

TRANSACTIONS

- Selected by the Toronto Blue Jays in the third round of the 2009 MLB First-Year Player Draft from Riverside Polytechnic High School (Riverside, CA)...Signed by Rick Ingalls.
- Acquired by the Miami Marlins, along with RHP Henderson Alvarez III, RHP Anthony DeSclafani (minors), INF Yunel Escobar, INF Adeiny Hechavarria, C Jeff Mathis and LHP Justin Nicolino (minors) from the Toronto Blue Jays on November 19, 2012, in exchange for OF Emilio Bonifacio, C John Buck, LHP Mark Buehrle, RHP Josh Johnson, INF José Reyes and cash considerations.
- Acquired by the Houston Astros, along with RHP Francis Martes (minors), INF Colin Moran and 2015 competitive balance round A pick (OF Daz Cameron, 37th) from the Miami Marlins on July 31, 2014, in exchange for OF Austin Wates (minors), RHP Jarred Cosart and OF Enrique Hernández.
- Acquired by the New York Mets from the Houston Astros on December 5, 2019, in exchange for OF Kenedy Corona (minors) and LHP Blake Taylor (minors).
- Signed a one-year, \$1.5 million contract with Chicago Cubs on February 20, 2021.
- Acquired by the San Diego Padres from the Chicago Cubs on July 30, 2021,, in exchange for RHP Anderson Espinoza (minors).
- Signed a minor league contract with the Texas Rangers on March 14, 2022.
- Signed a one-year, \$1.3 million contract with the Pittsburgh Pirates on April 7, 2022.
- Signed a minor league contract with the Atlanta Braves on August 30, 2022.
- Signed a minor league contract with the Chicago White Sox on January 10, 2023.
- Acquired by the Detroit Tigers from the Chicago White Sox on May 30, 2023, in exchange for cash considerations.
- Signed a minor league contract with the Los Angeles Dodgers on July 14, 2023.
- Signed a minor league contract with the Los Angeles Angels on December 13, 2023.
- Signed a minor league contract with the Atlanta Braves on February 13, 2025.



ROLDY MUÑOZ

74

RIGHT-HANDED PITCHER

Full Name: **Roldy Muñoz**
Bats: **Right** Throws: **Right**
Height: **6-1** Weight: **213**
DOB: **April 14, 2000** Opening Day Age: **24**
Born: **Santo Domingo, DR** Resides: **Santo Domingo, DR**
MLB Debut: **N/A** MLB Service Time: **0.000**
Acquired: **Signed as international free agent, June 14, 2019**
Contract Status: **Signed through 2025**

2024

- Pitched for both High-A Rome (7 games) and Double-A Mississippi (31 games), combining to post a 4.24 ERA (24 ER/51.0 IP).
- With Double-A Mississippi, struck out 56 batters in 40.2 innings, walking 18.
 - Translated to a 3.11 strikeout-per-walk ratio and a 12.4 strikeouts-per-9.0 innings ratio.

MINOR LEAGUE NOTES

- Across five seasons in Atlanta's minor league system, has gone 12-10 with a 4.42 ERA (104 ER/211.2 IP).

PERSONAL

- His twin brother, Roddery, also pitched in Atlanta's system until 2023.
 - Roddery made his MLB debut last season and pitched in 18 games (17 starts) for the Marlins.

TRANSACTIONS

- Selected to Atlanta's major league roster on November 18, 2024.
- Placed on the seven-day injured list on July 14, 2023 with an oblique strain.
- Signed by Atlanta as an international free agent on June 14, 2019.



SEAN MURPHY

12

CATCHER

Full Name: **Sean Michael Murphy**

Bats: **Right**

Throws: **Right**

Height: **6-2**

Weight: **227**

DOB: **October 4, 1994**

Opening Day Age: **30**

Born: **Peekskill, NY**

Resides: **Nashville, TN**

MLB Debut: **September 4, 2019** MLB Service Time: **5.029**

Acquired: **Trade with Oakland, December 12, 2022**

Contract Status: **Signed through 2028 (club option for 2029)**

NOTES TO KNOW

- Since 2021, he ranks seventh among primary catchers (min. 50% of games played) in RBI (218), doubles (86) and extra-base hits (155); eighth in home runs (66) and total bases (647); ninth in runs (198)...Also, ranks 10th in on-base percentage (.327) and OPS (.749) – min. 750 plate appearances
 - Defensively, he ranks sixth in starts behind the plate (385) and innings caught (3,387.1) over that span.
- Playing the third year of a six-year, \$73 million extension (2023-28) he signed on December 27, 2022...The deal includes a \$15 million club option for the 2029 season...Acquired from Oakland on December 12, 2022, in a nine player, three-team trade that involved Milwaukee.

MAJOR LEAGUE AWARDS

- 2023 NL All-Star (Atlanta).
- 2021 Rawlings AL Gold Glove (C, Oakland).
- NL Player of the Week (5/7/23, Atlanta).

POSTSEASON

- He's slashed .212/.250/.394 (7-for-33), with two home runs, four RBI and four runs in 11 career postseason games across five series, with Oakland (2019-20) and Atlanta (2023-24).
 - Made his postseason debut in the 2019 AL WC Game at Tampa Bay (0-for-1).
 - Recorded his first career postseason hit (single) in 2020 AL WC Series Game 1 vs. Chicago (AL), off RHP Evan Marshall.

CAREER HIGHS

Most Runs

4, 9/13/19, OAK at TEX

Most Hits

4, 3x, last: 6/19/24, ATL vs. DET

Most Doubles

3, 2x, last: 8/28/23, ATL at COL

Most Triples

1, 3x, last: 8/8/24, ATL at COL

Most Home Runs

2, 4x, last: 6/19/24, ATL vs. DET

Most RBI

6, 5/1/23 (1), ATL at NYM

Most Walks

3, 4x, last: 7/22/24, ATL vs. CIN

Most Stolen Bases

1, 6/28/22, OAK at NYY

Longest Hitting Streak

10 games, 5/15-5/29/23

2025

- Listed No. 9 on MLB Network's "Top 10 Catchers Right Now" list...Ranked third, entering 2024.

2024

- Listed No. 3 on MLB Network's "Top 10 Catchers Right Now" list...Ranked fourth, entering 2024.
 - Listed No. 47 on MLB Network's "Top 100 Players Right Now" list...Ranked 84th, entering 2023.
- 30-year-old Sean Murphy completed his sixth major league season (second with Atlanta), posting a slash line of .193/.284/.352 (45-for-233) in 72 games.
 - He hit 10 home runs, five doubles and one triple, while recording 25 RBI and 19 runs...Threw out 15-of-77 (19.5%) of attempted base stealers.
- Made his fifth career Opening Day roster (2020-24) and second with the Braves.
 - Has started behind the plate in his club's season opener in each of the last five seasons; 2020-22, as a member of the Athletics and 2023-24 with Atlanta.
- Started 67 of the club's games at catcher - 66 of which came from May 27 through the end of the regular season.
 - Entered three times as a pinch-hitter (1-3, .333) and three times as a defensive replacement.
- Started the club's season opener, March 29 at Philadelphia and was removed from the game in the seventh inning.
 - Missed the club's next 49 games (March 30-May 26) with a strained left oblique muscle.
 - Included a four-game rehabilitation stint with Triple-A Gwinnett (5-18, .278).
- Went 0-for-3 in Game 2 of the club's Wild Card Series at San Diego; his lone appearance in the series.
- Went 4-for-4 with a pair of two-run home runs and a season-high four RBI, June 19 vs. Detroit.
 - Matched his career-high in hits, done twice previously: July 12, 2022 at Texas, as a member of the A's and July 5, 2023 at Cleveland.
 - Marked his fourth career multi-homer game and second as a Brave, also: May 1, 2023 at New York (NL).
- Became the seventh Braves catcher in the Atlanta-era (since 1966) with multiple home runs as part of a four-hit game, following Gene Oliver (July 30, 1966 Game 2 vs. San Francisco), Hall-of-Famer Joe Torre (August 3, 1967 at Chicago-NL), Earl Williams (August 12, 1971 vs. Houston), current Braves coach Eddie Pérez (August 8, 2004 at Arizona), Brian McCann (May 28, 2011 vs. Cincinnati) and Tyler Flowers (April 26, 2019 vs. Colorado).
- Hit a game-tying, two-run home run with Atlanta down to its final out, July 8 at Arizona; his fifth of the season.
 - Marked his second career game-tying or go-ahead home run in the ninth inning-or-later, also: April 10, 2023 vs. Cincinnati (walk-off).
 - It was one of two game-tying or go-ahead home runs, when down to its final out during the 2024 season, also: Marcell Ozuna (go-ahead, April 14 at Miami).
 - Atlanta was one of eight clubs with multiple such home runs.
- Went 2-for-4, with a double and a triple, August 9 at Colorado.
 - Became the 11th Braves catcher, 14th instance, in the Atlanta-Era (since 1966), with both a two and three-bagger within the same game and fourth over the last 30 seasons, following Paul Bako (July 25, 2001 vs. Cincinnati), A.J. Pierzynski (June 20, 2015 vs. New York-NL) and Francisco Cervelli (August 26, 2019 at Colorado).
- Delivered the game-winning run on a fielder's choice in the 11th inning, September 8 vs. Toronto.
 - Marked the second walk-off RBI of his career, also: April 10, 2023 vs. Cincinnati (two-run home run).

2023

- **Awards:** National League All-Star...NL Player of the Week (5/7)
- Completed his fifth major league season (first with Atlanta), posting a slash line of .251/.365/.478 (93-for-370) in 108 games...He hit 21 home runs and 21 doubles, while recording 68 RBI and 65 runs....Threw out 19-of-88 (21.6%) of attempted base stealers.
 - Established career-highs in home runs, RBI, batting average and on-base percentage.
 - His 21 home runs and 68 RBI were the highest marks in each category, by a Braves primary catcher, since Brian McCann (24/71) in 2011.
- Made his fourth career Opening Day roster (first with Atlanta).
- Started 102 of Atlanta's games during the regular season, making 98 starts at catcher and four as the club's designated hitter.
 - Appeared three times as a pinch-hitter (0-for-3) and three times as a defensive replacement.
- Started behind the plate in Games 1 and 4 of the NLDS against Philadelphia.
 - Notched his first multi-hit effort in 10 career postseason games by going 2-for-4 in Game 4.
- Among catchers – min. 300 plate appearances, ranked fourth in slugging percentage (.478), OPS (.844) and WAR (3.9); fifth in on-base percentage (.365); sixth in runs (65); tied for sixth in home runs (21); eighth in RBI (68); tied for 10th in extra-base hits (42).
 - His 17.9% caught stealing pct. ranked ninth among NL catchers – Min. 50 games caught.
- Recorded nine three-hit games; tied for third-most by primary catchers, behind Washington's Keibert Ruiz (2014), John Buck (2010) and former Brave, Brian McCann (2009), each with three.
- Collected three extra-base hits on three different occasions: April 10 vs. Cincinnati, April 15 at Kansas City and August 28 at Colorado...Over the last 20 seasons, the only primary catchers with as many such efforts, within a single season, are Buster Posey (2014), John Buck (2010) and former Brave, Brian McCann (2009), each with three.
- Hit a two-run, walk-off home run in the bottom of the 10th inning, April 10 vs. Cincinnati, off RHP Derek Law; his first as a member of the Braves.
 - Became the 10th player in the franchise's Modern Era (since 1900) to hit a walk-off home run as their first home run with the club – the first since Charlie Culberson, in the first game of a doubleheader, May 28, 2018 vs. New York (NL, off RHP Seth Lugo).
- Went 9-for-19 (.474) over a five-game stretch, spanning April 10-15, with all nine hits going for extra-bases (three home runs, six doubles).
 - It's the most extra-base hits by a Braves player over a five-game span since the franchise moved to Atlanta prior to the 1966 season.
- Hit his sixth home run of the season (solo), April 24 vs. Miami, off RHP Edward Cabrera.
 - Became the third Braves catcher over the last 30 seasons, fifth instance, with at least six home runs prior to May 1, joining Evan Gattis (six) in 2014 and Javy López, three times, (eight) in 1998, (six) in 1994 and '97.
- Hit a pair of home runs (both two-run) in the first game of a doubleheader, May 1 at New York (NL).
 - Marked his third career multi-homer game, also: September 10, 2019 at Houston and August 17, 2022 at Texas – both with Oakland.
 - Drove home a career-high six runs in the process, becoming the fourth Atlanta-era (since 1966) catcher, fifth instance, with six or more RBI in a single-game.
- Hit eight home runs through his first 25 games as a Brave, spanning Opening Day (March 30) – the second game of a doubleheader on May 1.
 - The only players with more longballs through their first 25 games with club were Justin Upton (12) in 2013, Mark Teixeira (10) in 2007, Sid Gordon (nine) in 1950, Andrés Galarraga (nine) in 1998 and Austin Riley (nine) in 2019).
- Named National League Player of the Week for the period ending May 7.
 - Hit .360 (9-for-25) with three home runs, one double, 12 RBI and five runs...Also drew five walks, posting an OPS of 1.275.
 - Became the fourth Braves catcher to win the award, since its inception in 1973, joining Biff Pocoroba (May 22, 1977), Javy López (July 27, 2003) and Brian McCann (July 7, 2013)...Was the only catcher to earn the honor during the 2023 season.
- Since RBI became official in 1920, his 40 RBI through the club's first 60 games (June 6), matched Javy López in 1998 for the most by a Braves primary catcher.

- Elected as the starting catcher for the National League, batted seventh, in the 2023 All-Star Game, July 11 at Seattle's T-Mobile Park; his first career nod.
 - Became the first Brave to be elected an All-Star starter after being acquired the previous off-season since Édgar Rentería (SS) in 2006 (Trade with Boston).
 - Also, became the first Brave to start at catcher since Brian McCann in 2011... Went 0-for-2 at the plate – but nabbed would-be base stealer, Tampa Bay's Randy Arozarena, on a stolen base attempt to end the first inning.
 - Since the inception of the All-Star Game in 1933, he's one of seven catchers to record a caught stealing in their first career appearance...Joined former Brave, Javy López (1997), as the only National Leaguers to accomplish the feat.

MAJOR LEAGUE NOTES

- In 2021, batted .216 with 17 home runs and 59 RBI in 119 games in his first full season after hitting .237 with 11 home runs and 22 RBI in 63 games over his first two years with the A's.
 - Added 40 walks and was hit by a pitch 12 times for a .306 on-base percentage... The hit by pitches ranked eighth in the American League and tied for 10th most in Oakland history.
 - Hit .293 with runners in scoring position.
- His 17 home runs in 2021 were fifth most among AL catchers and tied for fifth most in Oakland history by a backstop...Led AL catchers in doubles (22) and ranked third in RBI (56) and extra-base hits (39).
- In 2022, led the American League and ranked second in MLB with 1004.0 innings caught...Only Philadelphia's JT Realmuto logged more time (1131.2 innings).
 - Among MLB catchers with 250 plate appearances, ranked highly in numerous categories: doubles (1st, 28), on-base percentage (4th, .348), batting average (5th, .269), RBI (5th, 56), home runs (75th, 16) and slugging percentage (7th, .458).
- In 2021, became the first catcher in Athletics history to win a Gold Glove after tying for third among major league catchers in defensive runs saved (10).
 - Opponents were caught stealing in 13-of-54 (24.1%) stolen base attempts with him behind the plate and the 13 caught stealings tied for fifth most among AL catchers.
 - Ranked fourth among AL catchers in games (112), games started (104) and innings (923.1) and fifth in catchers ERA (3.99).
- Had just one passed ball, which tied for the fewest among qualified AL catchers...it matched Brent Mayne (1 passed ball in 83 games caught) for the fewest in Oakland history by a catcher with at least 81 games behind the plate.
- During the abbreviated 2020 season, Murphy's rookie season, he started 39 of the A's 60 games behind the plate and batted .233 with seven home runs and 14 RBI in 43 games overall...Added 24 walks to fuel a .364 on-base percentage.
 - Ranked fourth among major league rookies in walks, sixth in home runs and on-base percentage, seventh in OPS (.821) and slugging (.457) and tied for eighth in runs (21).
 - Tied for second among major league catchers in walks (24), tied for third in on-base percentage (.367) and tied for fifth home runs (7).
 - Was hitting .203 with two home runs, five RBI and a .654 OPS in 27 games through the end of August...Then reached base safely in each of his 16 games in September and batted .277 with five home runs, nine RBI and a 1.062 OPS.
- In 2020, started 65% of the A's games at catcher, which was the second highest percentage by a rookie catcher in Oakland history.
 - The highest is 67.3% (109-of-162) by A.J. Hinch in 1998.
 - Tied for third among major league catchers in games (43), ranked fifth in innings (339.1), sixth in catcher's ERA (3.79), tied for sixth in games started (39), eighth in putouts (334) and ninth in total chances (350).
- Became the seventh player in Athletics history to reach 10 career home runs in 55 games or fewer, joining Canseco, Chapman, Held, Gross, McGwire and Olson.
- Made his major league debut on September 4, 2019 against Los Angeles-AL in a start at catcher and went 1-for-3 in the A's 4-0 win...Hit a solo home run off Jake Jewell in the fifth inning for his first hit and RBI.
 - Is just the fourth MLB catcher since 1908 to catch a shutout and homer in his debut (last: Aramis García, SF vs. NYM on August 31, 2018).
 - Became the first Athletic to catch a shutout in his debut since Jack Lapp in the second game of a Sept. 11, 1908 doubleheader against Washington.
 - Became the sixth player in Oakland history to homer in his debut, the first since Franklin Barreto on June 24, 2017 vs. Chicago-AL.

MINOR LEAGUE NOTES

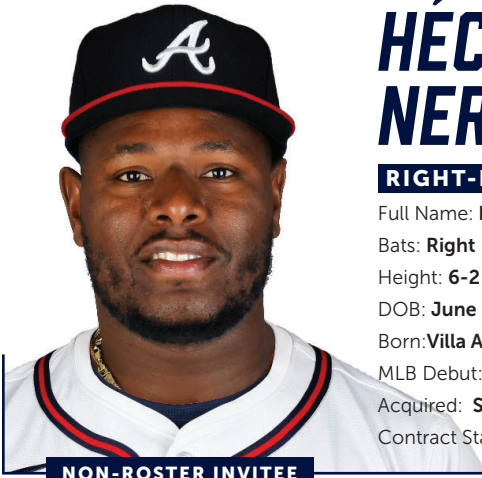
- **Awards:** 2018 Futures Game Selection (Oakland)...2018 MiLB Organization All-Star (Oakland)...2018 Texas League Mid-Season All-Star (Oakland)...2017 California League Mid-Season All-Star (Oakland).
- Tabbed by Baseball America as the No. 72 prospect pre-2019 and No. 41 pre-2020... MiLB Pipeline.com rated him No. 45 pre-2019 and No. 33 pre-2020...Ranked No. 95 pre-2019 and No. 44 pre-2020 – according to Baseball Prospectus.
 - Was ranked as the A's seventh-best prospect by Baseball America following the 2017 season and third-best following 2018 and 2019.
- Spent most of the 2018 season at Double-A Midland where he hit .288 with eight home runs and 43 RBI in 68 games.
 - Missed seven weeks of the season with a sprained right finger and also had three games at Triple-A Nashville and two on a rehab assignment with the A's affiliate in the Arizona Rookie League...Combined to hit .285 in 73 games overall.
- Ranked fourth in the A's farm system in 2018 in slugging (.489)...Was named an A's Organization All-Star by *MiLB.com* and a Texas League Midseason All-Star.
 - Was also named to the United States Team for the All-Star Futures Game but did not play due to his injury.
- Batted .340 against left-handed pitchers, .413 during the day and .370 in the ninth inning.
- In 2017, began his first full professional season at Single-A Stockton and was batting .297 with nine home runs and 26 RBI in 45 games when he was promoted to Double-A Midland June 28...Hit .209 with four home runs and 22 RBI in 53 games with the RockHounds.
 - Named to the California League Midseason All-Star team.

AMATEUR

- Attended Centerville High School (Centerville, OH).
- Played two seasons at Wright State University (Dayton, OH)
 - As a freshman in 2014, he was named Horizon League Freshman of the Year and was a Louisville Slugger Freshman All-American.
 - As a sophomore in 2015, he was an All-League selection.
- Following his sophomore season, he played collegiate summer baseball with the Orleans Firebirds of the Cape Cod Baseball League, where he was named a league All-Star.

TRANSACTIONS

- Selected by the Oakland Athletics in the third round of the 2016 MLB First-Year Player Draft from Wright State University (Dayton, OH).
- Acquired by the Atlanta Braves from the Oakland Athletics on December 12, 2022 as part of a three-team trade...The Milwaukee Brewers sent OF Esteury Ruiz to the Oakland Athletics...The Oakland Athletics sent RHP Joel Payamps to the Milwaukee Brewers...The Atlanta Braves sent RHP Justin Yeager (minors) and C William Contreras to the Milwaukee Brewers...The Atlanta Braves sent RHP Royber Salinas (minors), LHP Kyle Muller, C Manny Piña and RHP Freddy Tarnok to the Oakland Athletics.
- Signed a six-year, \$73 million contract extension with the Atlanta Braves on December 27, 2022... The deal includes a \$15 million club option for the 2029 season.
- On Atlanta's injured list (strained left oblique muscle) from March 30 to May 27 2024...Included a four-game rehab stint with Triple-A Gwinnett.



NON-ROSTER INVITEE

HÉCTOR NERIS

50

RIGHT-HANDED PITCHER

Full Name: **Héctor Neris**Bats: **Right**Throws: **Right**Height: **6-2**Weight: **227**DOB: **June 14, 1989**Opening Day Age: **35**Born: **Villa Altagracia, DR**Resides: **Villa Altagracia, DR**MLB Debut: **August 5, 2014**MLB Service Time: **9.068**Acquired: **Signed as a free agent, March 4, 2025**Contract Status: **Signed through 2025**

2025

- Signed a minor league contract with the Atlanta Braves on March 4, 2025...Joined the club at major league spring training as a non-roster invitee.

2024

- 35 year-old Héctor Neris completed his 11th major league season (third with Houston), appearing in 62 games between Chicago-NL (46) and Houston (16).
 - He went a 10-5 with a 4.10 ERA (27 ER/59.1 IP)...Recorded 64 strikeouts against 28 walks...Converted 18-of-23 (78.3%) save opportunities
 - Established his career-high in wins (10) and decisions (15).
- Made his ninth career Opening Day roster and first with Chicago (NL)...Previous: Philadelphia (2018-21), Houston (2022-23).
- Across the majors, he was one of two pitchers with 10 wins in relief, alongside San Francisco's Ryan Walker.
- Retired two of the three batters he faced – both via strikeout, in Game 1 of the Wild Card Series vs. Detroit...Houston was dealt a 2-0 series sweep.
- Signed a one-year, \$9 million contract with the Chicago Cubs on February 1.
 - Released by the club on August 20, after posting a 3.89 ERA (19 ER/44.0 IP) across 46 appearances.
- Signed a major league contract with the Houston Astros on August 24...Spent the previous two seasons (2022-23) with the club.

CAREER HIGHS

Most Innings Pitched

2.2, 4/20/16, PHI vs. NYM

Most Runs

6, 7/4/21, PHI vs. SD

Most Earned Runs

6, 7/4/21, PHI vs. SD

Most Hits Allowed

4, 11x, last: 8/16/24, CHC vs. TOR

Most Home Runs Allowed

3, 2x, last: 6/29/18, PHI vs. WSH

Most Walks

3, 5x, last: 4/14/24, CHC at SEA

Most Strikeouts

6, 4/20/16, PHI vs. NYM

Longest winning streak

6 decisions, 3/31-6/5/24

Longest losing streak

4 decisions, 4/23-6/26/21

2023

- Completed his 10th major league season (second with Houston), appearing in 71 games.
 - He went 6-3 with a 1.71 ERA (13 ER/68.1 IP)...Recorded 77 strikeouts against 31 walks...Converted 2-of-3 (66.7%) save opportunities
 - Marked the lowest ERA of his career.

- Made his eighth career Opening Day roster.
- Pitched in 70-plus games for the third-straight season.
 - ▲ Cleveland's Emmanuel Clase was the only other pitcher with at least 70 appearances in each season from 2021-23.
- Among American League relievers, he finished the season tied for the league lead in holds (31), fourth in ERA (1.71) and opponent's batting average (.174) and tied for eighth in wins (6).
- Held left-handed hitters to a .163 average (16-for-98) with 32 strikeouts.
- Went 4-2 with a 1.57 ERA (6 ER/34.1 IP) in 37 appearances on the road, holding the opponent to a .140 average (16-for-114).
- Posted a career-best 16.2-inning (19-game) scoreless streak from April 18-June 3...Struck out 21 during the stretch.
- Pitched his 500th career inning June 14 vs. Washington.
- Appeared in seven postseason games, pitching to a 6.48 ERA (6 ER/8.1 IP).

2022

- **Awards:** World Series champion.
- Completed his ninth major league season (first with Houston), appearing in 70 games.
 - ▲ He went 6-4 with a 3.72 ERA (27 ER/65.1 IP)...Recorded 79 strikeouts against 17 walks...Converted 3-of-7 (42.9%) save opportunities.
 - ▲ Established career-best marks in wins and WHIP (1.01)
- Made his seventh career Opening Day roster.
- Among American League pitchers, he ranked third in holds (25) and tied for fifth in appearances (70).
- Appeared in eight postseason games – the first postseason experience of his career, en route to the Astros' World Series championship...Picked up two wins in relief, while posting a 1.50 ERA (1 ER/6 IP) with nine strikeouts.
 - ▲ Earned wins in ALDS GM 2 vs. Seattle and ALCS GM 4 at New York (AL) – the club's pennant-clinching victory...Also, collected three holds.
- Was one of five Dominican-born pitchers used by Houston, April 13 at Arizona.
 - ▲ It's tied for the most Dominican-born pitchers used by a team in a single-game, following the 2006 Diamondbacks (3x) and 2009 Royals.

- Posted a 2.01 ERA (5 ER/22.1 IP) in 24 games in April and May.
- Tossed a scoreless eighth inning in the Astros' combined no-hitter, June 25 at New York (AL).
 - ▲ Marked the 15th no-hitter (third combined) in franchise history.
 - ▲ Also stands as the lone no-hitter thrown at Yankee Stadium III (Est. 2009).
- Signed a two-year, \$17 million contract with the Houston Astros on December 1, 2021.

2021

- Completed his eighth major league season (all with Philadelphia), appearing in 74 games.
 - ▲ He went 4-7 with a 3.63 ERA (30 ER/74.1 IP)...Recorded 98 strikeouts against 32 walks...Converted 12-of-19 (63.2%) save opportunities.
- Made his sixth career Opening Day roster.
- Appeared in at least 70 games for the third time in his career, also: 2016-17.
- Marked the fourth time in his career that he recorded 10-plus saves, also: 2017-19
- Produced a 31.6% strikeout rate; eighth-highest among National League relievers (min. 50 appearances).
- Over his first 25 appearances through June 6, he posted a 1.90 ERA (5 ER/23.2 IP) with nine saves and 29 strikeouts.
- Placed on Philadelphia's paternity list on June 5...Returned the following day.
- Fanned Jackie Bradley Jr. for the 500th strikeout of his career, September 6 at Milwaukee.

2020

- Completed his seventh major league season (all with Philadelphia), appearing in 24 games.
 - ▲ He went 2-2 with a 4.57 ERA (11 ER/21.2 IP)...Recorded 27 strikeouts against 13 walks...Converted 5-of-8 (62.5%) save opportunities.
 - ▲ Tied with Tommy Hunter for the club lead in appearances.
- Made his fifth career Opening Day roster.
- Retired his first batter faced 19-of-24 times (79.2%).
- Posted a 2.35 ERA (4 ER/15.1 IP) and 20 strikeouts over his final 15 appearances.
- Recorded a season-high four strikeouts September 27 at Tampa Bay.

2019

- Completed his sixth major league season (all with Philadelphia), appearing in 68 games.
 - ✎ He went 3-6 with a 2.93 ERA (22 ER/67.2 IP)...Recorded 89 strikeouts against 24 walks...Converted 28-of-34 (82.4%) save opportunities.
 - ✎ Established his career-high in saves.
- Made his fourth career Opening Day roster.
- Among National League relievers, he ranked sixth in games finished (49); tied for seventh in saves; eighth in opponents' batting average (.186); ninth in save percentage (82.4%); 10th in WHIP (1.02).
- Notched his first career six-out save, May 18 vs. Colorado.
- Converted 14 consecutive save opportunities from the start the season through June 11.
- Pitched to a 1.00 ERA (3 ER/27.0 IP) with 10 saves and 34 strikeouts over his final 27 appearances of the season from July 21 through September 27.
- Stranded 80.0% of his inherited runners (16-for-20).

2018

- **Awards:** National League Reliever of the Month (August).
- Completed his fifth major league season (all with Philadelphia), appearing in 53 games.
 - ✎ He went 1-3 with a 5.10 ERA (27 ER/47.2 IP)...Recorded 76 strikeouts against 16 walks...Converted 11-of-14 (78.6%) save opportunities.
- Made his third career Opening Day roster.
- Among relief pitchers, his 14.3 strikeouts-per-nine innings ranked fifth in the majors and second in the National League to Milwaukee's Josh Hader (15.8).
- Snapped his save streak of 21 games, April 11 vs. Cincinnati.
 - ✎ The streak ran from June 28, 2017 through April 9, 2018; the longest active run in the majors.
- Had two stints with Triple-A Lehigh Valley from June 18-25 and June 30-August 14.
 - ✎ Made 19 appearances, going 2-0 with a 1.45 ERA (3 ER/18.1 IP) and 31 strikeouts.
- Made 11 straight scoreless appearances after being recalled on August 14.
 - ✎ Struck out 21 of the 36 batters he faced (58.3% strikeout rate) and allowed five hits in 9.2 IP during the run.

- Named the National League Reliever of the Month in August.
 - ✎ Logged 9.0 scoreless innings with 20 strikeouts and two walks.
 - ✎ Became the first Phillie to win Reliever of the Month since Jonathan Papelbon (April 2012).
- Recorded a 2.04 ERA (4 ER/17.2 IP) with 35 strikeouts in his final 19 appearances of the season after his recall on August 14.
- Tallied at least one strikeout in 24 straight appearances from June 17 through the end of the regular season.
 - ✎ Marked the longest streak by a Phillies reliever since at least 1908.
 - ✎ Also, the longest active streak in the majors at the time.
- Notched multiple strikeouts in 15 of his final 23 appearances, totaling 41 strikeouts in 20.2 innings during the run.

2017

- Completed his fourth major league season (all with Philadelphia), appearing in 74 games.
 - ✎ He went 4-5 with a 3.01 ERA (25 ER/74.1 IP)...Recorded 86 strikeouts against 26 walks...Converted 26-of-39 (89.7%) save opportunities.
 - ✎ Established a then-career-high in saves.
- Made his second career Opening Day roster.
- Began the season by pitching in three games for the Dominican Republic in the World Baseball Classic, posting a 2.70 ERA (1 ER/3.1 IP).
- Among National League relievers, he tied for fourth in games finished (56)...Ranked fifth in appearances (74); eighth in saves (26); ninth in save percentage (89.7%) and innings (74.2).
- Successfully converted each of his final 20 save opportunities.
 - ✎ Marked the longest stretch by a Phillie, within a single-season, since Brad Lidge converted all 41 of his save attempts in 2008.
- Went 15-for-15 in save opportunities and posted a 1.64 ERA (7 ER/38.1 IP) in 36 games against N.L. East opponents.

2016

- Completed his third major league season (all with Philadelphia), appearing in 79 games.
 - He went 4-4 with a 2.58 ERA (23 ER/80.1 IP)...Recorded 102 strikeouts against 30 walks...Converted 2-of-6 (33.3%) save opportunities.
 - Established career-highs in appearances (79), innings (80.1) and strikeouts (102).
- Made his first career Opening Day roster.
- Among National League relievers, he ranked third in innings and fifth in strikeouts.
- His 102 strikeouts were second-most by a Phillies reliever, within a single-season, shy of Dick Selma (108, 1970).
- Posted a 31.1% strikeout rate in 328 batters faced.
- Earned his first career save May 1 vs. Cleveland.
- Pitched in three games with Este in the Dominican Winter League following the MLB season.

2015

- Pitched in his second major league season (both with Philadelphia), appearing in 32 games over four stints with the big league club: April 22-28, May 18-20, June 17-19 and July 7 through season's end.
 - He went 2-2 with a 3.79 ERA (17 ER/40.1 IP)...Recorded 41 strikeouts against 10 walks.
- Appeared in 27 games with Philadelphia's Triple-A Lehigh Valley affiliate...Went 1-3 with a 3.62 ERA (15 ER/37.1 IP).
- Began the season with Lehigh Valley and pitched at least 2.0 innings in 11 of his 27 appearances
 - During those games, he posted a 2.01 ERA (5 ER/22.1 IP).
- Following the season, pitched in 18 games for Este in the Dominican Winter League, going 1-2 with a 3.00 ERA (7 ER/21.0 IP).

2014

- Appeared in one game with Philadelphia... Made his major league debut August 5 vs. Houston.
 - Earned the win after retiring the side in the top of the 15th inning, before Philadelphia scored to win 2-1 in the bottom half.
 - Recorded his first career strikeout against Jake Marisnick...Marisnick is also in Braves camp as a non-roster invitee.

MAJOR LEAGUE NOTES

- Awards:** 2022 World Series champion (Houston)... National League Reliever of the Month (August 2018, Philadelphia).
- Owens a career 43-41 record with a 3.33 ERA (222 ER/600.2 IP) and 107 saves in 608 career major league relief appearances across 10 seasons with Philadelphia (2014-21), Houston (2022-24) and Chicago-NL (2024).
- Ranks among the Phillies' franchise relief leaders in strikeouts (1st, 520), opponents' average (2nd, .220), WHIP (4th, 1.19), games (4th, 405), innings pitched (7th, 407.2), games finished (7th, 197) and saves (8th, 84).
- Since 2016, his 575 games pitched are the most in the majors, while his 698 strikeouts in that span rank fifth among relievers behind Houston's Josh Hader (753), New York's (NL) Edwin Diaz (741), Craig Kimbrel (702) and Boston's Aroldis Chapman (700).
- Has appeared in 16 career postseason games, all with Houston (2022-24), going 2-0 with a 4.20 ERA (7 ER/15.0 IP).
- Appeared in two World Baseball Classic events for the Dominican Republic (2017 and 2023), pitching to a combined 1.69 ERA (1 ER/5.1 IP) with six strikeouts in six games.
- Pitched in 61 career Winter League games with Este in the Dominican Winter League (2012-16, 2018), posting a 2.20 ERA (15 ER/61.1 IP).

MINOR LEAGUE NOTES

- Owens a career 23-15 record with a 3.56 ERA (162 ER/409.2 IP) and 15 saves in 240 minor league appearances (10 starts) across seven seasons – five of which were before his MLB debut in 2014.
- Made his professional debut in 2010, going 1-1 with a 3.24 ERA (15 ER/41.2 IP) and five saves in 16 games (one start) with the Dominican Summer League Phillies.

TRANSACTIONS

- Signed by the Philadelphia Phillies as a non-drafted free agent on April 29, 2010...Signed by Koby Pérez.
- Signed a two-year, \$17 million contract with the Houston Astros on December 1, 2021.
- Signed a one-year, \$9 million contract with the Chicago Cubs on February 1, 2024.
- Signed a major league contract with the Houston Astros on August 24, 2024.
- Signed a minor league contract with the Atlanta Braves on March 4, 2025.



MATT OLSON

28

INFILDER

Full Name: **Matthew Kent Olson**

Bats: **Left**

Throws: **Right**

Height: **6-5**

Weight: **228**

DOB: **March 29, 1994**

Opening Day Age: **30**

Born: **Atlanta, GA**

Resides: **Brookhaven, GA**

MLB Debut: **September 12, 2016** MLB Service Time: **7.103**

Acquired: **Trade with Oakland, March 14, 2022**

Contract Status: **Signed through 2029 (club option for 2030)**

NOTES TO KNOW

- **Braves Modern Era (since 1900) Franchise Ranks:**

⚡ First in AB/HR (15.6); eighth in slugging percentage (.513) – min. 1,500 plate app.

- **Braves Modern Era Single-Season Ranks:**

⚡ First in home runs (54, 2023) and RBI (139, 2023) *since 1920; tied for first in games played (162, 3x, 2022-24); second in AB/HR (11.3, 2023); fourth in extra-base hits (84, 2023); fifth in total bases (367, 2023); tied for fifth in doubles (44, 2022); sixth in plate appearances (720, 2023); tied for eighth in strikeouts (170, 2x, 2022, '24).

- During the 2024 season, he was one of five Statcast qualifiers to rank 80th percentile-or-better in barrel percentage (12.4), hard-hit percentage (47.4), bat speed (73.8 mph) and fielding Outs Above Average – which measures range (4), along with Minnesota's Byron Buxton, San Francisco's Matt Chapman, Arizona's Christian Walker – now a member of the Astros and Kansas City's Bobby Witt Jr.

- Since his first full season in 2018, he leads all first basemen in home runs (235) and RBI (668).

⚡ Ranks second in extra-base hits (446); third in hits (934), doubles (206) and runs (578) – min. 50% of games played at first base.

⚡ Defensively, he leads the position in DRS (56) over that span.

- Dating to May 2, 2021, he's played in 620 consecutive games (619 starts); the longest active streak in the majors.

⚡ Since 2000, Miguel Tejada (1,152, 2000-07) is the only player with a longer such streak.

CAREER HIGHS

Most Runs

4, 6/30/23, ATL vs. MIA

Most Hits

4, 7x, last: 6/30/23, ATL vs. MIA

Most Doubles

3, 2x, last: 3/29/24, ATL at PHI

Most Triples

1, 5x, last: 4/11/24, ATL vs. NYM

Most Home Runs

2, 25x, last: 9/19/24, ATL at CIN

Most RBI

6, 8/10/24, ATL at COL

Most Walks

4, 9/26/21, OAK vs. HOU

Most Stolen Bases

1, 8x, last: 5/25/23, ATL vs. PHI

Longest Hitting Streak

16, 6/30-7/21/19

- Since joining Atlanta prior to the 2022 season, he's played in each of he club's 486 regular season games (485 starts).

⚡ It's the second-longest streak in the franchise's Modern Era (since 1900), following Dale Murphy (740, 1981-86).

- He's appeared in 162 games in four separate seasons (2018, '22-24).
 - ✎ In the Wild-Card Era (since 1995), Miguel Tejada (6) and Juan Pierre (5) are the only players with more such seasons.
- Since joining Atlanta prior to the 2022 season, his 12.2 fWAR ranks second among all first basemen, shy of Los Angeles' (NL) Freddie Freeman (18.7).
- Owns a 15.6 AB/HR ratio as a Brave; highest in franchise history (min. 1,500 plate app.).
- He's eclipsed 25 home runs in each of his first three seasons with Atlanta.
 - ✎ Joined Hall-of-Famer Eddie Mathews, 11 straight to begin his MLB career (1952-62) and Sid Gordon (1950-52) as the only players in franchise history with at least 25 longballs in each of their first three seasons with the club.
- Since joining Atlanta prior to the 2022 season, his 53 home runs (nine in '24) at Truist Park are tied for fifth-most by any player at their home ballpark.
 - ✎ Marcell Ozuna also has 53 home runs at the venue over that span.
- Since his debut season in 2016, his 71 home runs against LHP (10 in '24) are the most among left-handed hitters; six more than the next closest, Los Angeles' (NL) Freddie Freeman.
 - ✎ Since the start of 2018, he's third in the majors in home runs (235), trailing New York's (AL) Aaron Judge (259) and Philadelphia's Kyle Schwarber (238).
- Owns 25 career multi-homer games, all since 2017.
 - ✎ Over that span, New York's (AL) Aaron Judge (39), San Diego's Manny Machado (34) and Philadelphia's Kyle Schwarber (28) are the only players with more.
- Since his first full season in 2018, he leads the majors with 668 RBI; seven more than the next closest player, Cleveland's José Ramírez.
 - ✎ Since joining the Braves prior to the 2022 season, the club is 145-54 (.729) when he records at least one RBI.
- He's collected at least 60 extra-base hits in each of his six full seasons in the majors (excl. 2020).
 - ✎ Across the majors, he's the only player with at least 60 extra-base hits in each of those seasons (2018-19, '21-24).
 - ✎ Since his first full season in 2018, his 446 extra-base hits are bested only by Cleveland's Jose Ramirez (470) and Los Angeles' (NL) Freddie Freeman (459).
- Since joining Atlanta prior to the 2022 season, he's hit 15 home runs in 45 games against Philadelphia; most by any player against the club.
 - ✎ His 33 RBI are tied with New York's (NL) Pete Alonso for the most against the club over that span.
 - ✎ For his career, he owns a 9.9 AB/HR ratio against the Phillies; highest in the Modern Era (since 1900) - min. 180 plate appearances.
 - ✎ His 14 career home runs at Citizens Bank Park are his most at any visiting venue.
- Since joining Atlanta prior to the 2022 season, owns 14 home runs and 35 RBI in 45 games against New York (NL); most in both categories by any player in the majors.
- Since his debut season in 2016, he's hit 23 home runs in 79 career games against Los Angeles (AL); his most against any opponent.
 - ✎ Among active players, Toronto's George Springer (25), Texas' Marcus Semien and Chicago's (NL) Kyle Tucker, each with 24, are the only players with more home runs against the club over that span.
- Since being dealt from Oakland to Atlanta prior to the 2022 season, he's homered three times in 10 games against his former club.
- He's one of three visiting players with multiple home runs that have landed in Pittsburgh's Allegheny River - beyond the right field wall at PNC Park (Est. 2001), also: Travis Shaw (2017-18) and Derek Dietrich (2019).
- Playing the fourth year of an eight-year, \$168 million extension (2022-29) he signed on March 15, 2022...The deal includes a \$20 million club option for the 2030 season... Acquired from Oakland on March 14, 2022 in a five player trade.

MAJOR LEAGUE AWARDS

- ✎ 2x All-Star (2021 AL, Oakland and '23 NL, Atlanta).
- ✎ 2x Rawlings AL Gold Glove (2018-19, 1B, Oakland).
- ✎ 2023 NL Silver Slugger (1B, Oakland).
- ✎ 2023 All-MLB Second Team (1B, Atlanta).
- ✎ 2021 MLBPAA Athletics Heart and Hustle Award (Oakland).
- ✎ 3x NL Player of the Week (10/5/22, 8/13/23 and 9/10/23, Atlanta).
- ✎ 2021 Home Run Derby Participant (Oakland).
- ✎ 2023 Roberto Clemente Award Nominee (Atlanta).

POSTSEASON

- He's slashed .203/.346/.391 (13-for-64), with four home runs, eight RBI and nine runs in 19 career postseason games across seven series, with Oakland (2018-20) and Atlanta (2022-24).
 - ⚡ Made his postseason debut in the 2018 AL WC Game at New York-AL (0-for-2, two walks).
 - ⚡ Recorded his first career postseason hit (single) in the 2019 AL WC Game vs. Tampa Bay, off RHP Nick Anderson.

2025

- Listed No. 3 on MLB Network's "Top 10 First Basemen Right Now" list for the second consecutive season.
 - ⚡ Listed No. 34 on MLB Network's "Top 100 Players Right Now" list...Ranked 13th, entering 2024.

2024

- **Awards:** NL Gold Glove Finalist (1B).
- **MLB Ranks:** Games played (T-1st, 162), pitches per plate appearance (3rd, 4.3), Defensive Runs Saved (14, T-7th).
- **NL Ranks:** Doubles (T-7th, 37), extra-base hits (T-8th, 67).
- Listed No. 3 on MLB Network's "Top 10 First Basemen Right Now" list...Ranked 6th, entering 2023.
 - ⚡ Listed No. 13 on MLB Network's "Top 100 Players Right Now" list...Ranked 43rd, entering 2024.
- 30-year-old Matt Olson completed his 10th major league season (third with Atlanta), posting a slash line of .247/.333/.457 (148-for-600) in 162 games.
 - ⚡ He hit 29 home runs, 37 doubles and one triple, while recording 98 RBI and 78 runs.
- Made his seventh career Opening Day roster (2018-24) and third with Atlanta.
 - ⚡ Has started at first base in his club's season opener in each of the last seven seasons; 2018-21 with Oakland and 2022-24 with Atlanta.

- Started each of the club's 162 games at first base...He's played all 162 games in each of the first three seasons of his Braves tenure (2022-24), while also doing so in 2018, as a member of the Athletics.
 - ⚡ Across the majors, he's the first player to play in 162 games in three consecutive seasons since Prince Fielder (2011-13), as a member of the Brewers.
 - ⚡ Since the advent of the 162-game schedule in 1961 for the A.L. and 1962 for the N.L., he's one of 15 players with at least four seasons of 162 games played.
 - ⚡ Hall-of-Famer Cal Ripken Jr. played 162 games in 10 different seasons during his record-setting streak of 2,632 consecutive games from 1982-1998.
- Along with Marcell Ozuna, became the fifth set of teammates in the franchise's Modern Era (since 1900) to appear in all of the club's games (excl. shortened seasons), joining Whitey Wietelmann and Chuck Workman (1943, 153), Joe Adcock and Hall-of-Famer Eddie Mathews (1953, 157), Freddie Freeman and Nick Markakis (2018, 162) and Olson and Dansby Swanson (2022, 162).
 - ⚡ New York's (NL) Pete Alonso and Philadelphia's Nicholas Castellanos were the only other players to appear in each of their club's games during the 2024 season.
- Started at first base in Games 1 and 2 of the Wild Card Series at San Diego...Went 1-for-8.
- Notched four multi-homer games during the 2024 season – all on the road: July 31 at Milwaukee, August 10 at Colorado, August 29 at Philadelphia and September 19 at Cincinnati.
- Followed a home run by Marcell Ozuna with a solo shot of his own four times (May 20 Game 1 vs. San Diego, May 22 at Chicago-NL, June 15 vs. Tampa Bay and July 27 at New York-NL).
 - ⚡ The four back-to-back home runs were tied for second-most of any duo in the majors during the 2024 season, along with Arizona's Joc Pederson and Christian Walker.
 - ⚡ New York's (AL) Aaron Judge and Juan Soto were the only teammates with more instances (6).
 - ⚡ Across the majors, he was one of six players to hit multiple back-to-back home runs with multiple teammates, also: Travis d'Arnaud, twice, July 31 at Milwaukee.

- In total, he was involved, regardless of order, in six back-to-back home runs... Judge (8), Los Angeles' (NL) Freddie Freeman and Shohei Ohtani, each with seven, were the only players to do so more often.
- Hit 16 home runs over his final 60 regular season games, dating to July 27 at New York (NL).
 - Raised his batting average from .226 to .247 (+.021) and OPS from .694 to .790 (+.096).
 - Tallied 19 RBI over his final 18 regular season contests, dating to September 10 at Washington - 19.4% of his season count (98).
- His .790 OPS was .203 points lower than his .993 mark in 2023.
 - It was the largest year-over decrease among all players with at least 400 plate appearances in both seasons.
- Atlanta went 47-13 (.783) in games that he recorded at least one RBI.
 - Since joining the Braves prior to the 2022 season, the club is 145-54 (.729) in such games.
- Led all first basemen in Defensive Runs Saved (14) and tied for seventh in the majors among all positions.
- He was one of five Statcast qualifiers to rank 80th percentile-or-better in barrel percentage (12.4), hard-hit percentage (47.4), bat speed (73.8 mph) and fielding Outs Above Average – which measures range (4), along with Minnesota's Byron Buxton, San Francisco's Matt Chapman, Arizona's Christian Walker and Kansas City's Bobby Witt Jr.
- Went 3-for-5 with three doubles on his 30th birthday, March 29 at Philadelphia.
 - Became the second player in the franchise's Modern Era (since 1900) with three extra-base hits in a season opener, joining Andy Pafko (1954 at Cincinnati).
 - He's the only player in baseball's Modern Era with three extra-base hits in an Opening Day game that fell on their birthday.
- Totaled 11 extra-base hits through the club's first 12 games of the season.
 - Became the fifth player in the franchise's Modern Era (since 1900) to do so, following Hall-of-Famer Henry Aaron (13, 1959), Ronald Acuña Jr. (13, 2021), Dale Murphy (12, 1985) and Charles Schmidt (12, 1915).
- Hit safely in 22 consecutive games at Truist Park, spanning August 23, 2023-April 11, 2024.
 - It's the longest hitting streak by any player in the eight-year history of the ballpark... Slashed .403/.495/.753 (31-for-77), with seven home runs, four doubles, 21 RBI, 20 runs, 12 walks and 1.248 OPS during the run.
- Hit a solo home run in the eighth inning, May 26 at Pittsburgh; his eighth of the season.
 - Per Statcast, the blast traveled 420 feet... Marked the 73rd home run to land in Pittsburgh's Allegheny River - beyond the right field wall at PNC Park (Est. 2001).
 - He owns two of those shots, also: August 24, 2022 - the first by a Brave.
 - He's one of three visiting players with multiple river shots, also: Travis Shaw (2017-18) and Derek Dietrich (2019).
- Hit a two-run home run in the fifth inning, June 1 vs. Oakland; his ninth of the season.
 - Since being dealt to Atlanta prior to the 2022 season, he's homered three times in 10 games against his former club.
- Established his career-high with six RBI as part of a multi-homer effort (three-run, two-run), August 10 at Colorado.
 - Matched Travis d'Arnaud (April 19 vs. Texas) for the most RBI by a Brave during the 2024 season.
- Matched his career-high (8x) with three extra-base hits (three-run home run, double), August 26 at Minnesota, doing so for the second time during the 2024 season, also: March 29 at Philadelphia.
 - Marked his second game of the 2024 season with at least five RBI, also: August 10 at Colorado (6).
 - The first of his two doubles in the contest was the 200th of his nine-year MLB career.
- Plated the go-ahead run on a fielder's choice in the 10th inning, August 27 vs. Minnesota.
 - Marked his seventh career go-ahead RBI in the ninth inning-or-later and first as a member of the Braves.
- Recorded at least one extra-base hit in seven consecutive games (four home runs, six doubles), spanning August 24-30; the longest such streak of his nine-year MLB career.

- Hit eight home runs in August; his most in any calendar month during the 2024 season.
 - ✎ His 18 extra-base hits matched his most in any calendar month over his nine-year MLB career.
- Played his 600th consecutive regular season game, September 7 vs. Toronto.
 - ✎ In the Divisional Era (since 1969), he's the seventh player, eighth instance, with a streak of at least 600 games, following Hall-of-Famer Cal Ripken Jr. (2,632, 1982-98), Steve Garvey (1,207, 1975-83), Miguel Tejada (1,152, 2000-07), Pete Rose (745, 1978-83), Dale Murphy (740, 1981-86), Rose (678, 1973-78) and Sandy Alomar Sr. (661, 1969-73).
- Went deep in four consecutive games at Great American Ball Park (five total HR), spanning June 23, 2023-September 17, 2024.
 - ✎ Since the venue opened in 2003, he's the ninth visiting player with a home run streak of at least four games.
- Totaled seven home runs over a six-game stretch at Great American Ball Park, spanning June 23, 2023-September 19, 2024.
 - ✎ Became the second player, joining Jay Bruce (2010) and the first visitor with seven home runs over any six-game span at Great American Ball Park, since the venue opened in 2003.
- Played his 478th consecutive game as a first baseman, September 20 at Miami.
 - ✎ Surpassed Pete Rose (1979-82) for the longest streak at the position over the last 80 seasons.

2023

- **Awards:** National League All-Star...NL Silver Slugger Award (1B)...All-MLB Second Team (1B)...2x NL Player of the Week (8/13 shared with RHP Michael Lorenzen and 9/10)...Placed fourth in NL MVP voting...Braves nominee for the Roberto Clemente Award.
- **MLB Ranks:** Home runs (1st, 54), RBI (1st, 139), extra-base hits (2nd, 84), total bases (2nd, 367), runs (3rd, 127), walks (3rd, 104), slugging percentage (3rd, .604) Avg. exit velo (4th, 93.7), OPS (4th, .993), hard-hit balls (5th, 247), fWAR (5th, 6.7).
- Completed his eighth major league season (second with Atlanta), posting a slash line of .283/.389/.604 (172-for-608) in 162 games.
 - ✎ He hit 54 home runs, 27 doubles and three triples, while recording 139 RBI and 127 runs.
 - ✎ Established career-highs in runs, hits, home runs, triples, RBI, walks (104), on-base percentage and total bases (367).
- Established the Braves single-season records for home runs (54) and RBI (139) - since RBI became official in 1920.
 - ✎ Joined Hall-of-Famer Henry Aaron (1957, '60, '63, '66) as the only players in franchise history to lead the majors in RBI.
 - ✎ Aaron, like Olson, led the majors in both categories in 1957.
- Of his 54 home runs, 28 were hit at Truist Park; most by any player at their home venue.
 - ✎ The only player in franchise history with more home runs at their home venue, within a single season, is Hall-of-Famer Henry Aaron (31) at Atlanta Stadium in 1971.
- Made his sixth career Opening Day roster (second with Atlanta).
- Started all 162 of Atlanta's games during the regular season; all at first base.
 - ✎ He's played in all 162 regular season games in each of his first two seasons with the Braves.
 - ✎ The only other players to appear in each of their club's games during the 2023 season were Juan Soto, then of San Diego, Eugenio Suárez, then of Seattle and Texas' Marcus Semien.
 - ✎ For context, there were four total players to accomplish the feat over the 2021-22 seasons.

- Started at first base in each of the club's four postseason games.
 - Went 1-for-4 with a single in each postseason contest...Added a walk in NLDS Game 3.
- His 12 first-inning home runs were tied with Hall-of-Famer Eddie Mathews (1955) for the most in the opening frame, within a single-season, in franchise history.
 - Hall-of-Famer Henry Aaron (1971) and Austin Riley (2023) hold the record with 13.
 - Led the majors with 37 first-inning RBI.
- Became the first player in Braves franchise history to hit 30 or more homers in each of his first two seasons with the club (34 in 2022).
 - His 88 home runs in his first two seasons with the Braves rank eighth-most, all-time by a player in their first two seasons with a club, following Hall-of-Famer Babe Ruth (113 with New York-AL), Álex Rodríguez (109 with Texas), Roger Maris (100 with New York-AL), Cecil Fielder (95 with Detroit), Mark McGwire (94 with St. Louis), Kyle Schwarber (93 with Philadelphia) and Hall-of-Famer Jim Thome (89 with Philadelphia).
- Paired with Austin Riley to hit seven back-to-back home runs (regardless of order), establishing a Braves single-season franchise record in that regard.
 - Became the first duo with as many as seven back-to-back home runs, within a single-season, since San Francisco's Barry Bonds and Rich Aurilia in 2001.
 - Olson and Riley are the first teammates in MLB history to hit back-to-back home runs in six consecutive months, within a single-season (twice in July).
 - In August, they became the first duo to accomplish the feat in five straight months.
- Led all qualified first basemen in home runs (54), RBI (139), total bases (367), slugging percentage (.604) and OPS (.993); ranked second in runs (127) and extra-base hits (84).
- Over the last 20 seasons, the only National Leaguers with more home runs, within a single-season, are Giancarlo Stanton, then of Miami (59) in '17 and Ryan Howard (58) in 2006.
 - No player, league-wide, has driven in as many runs, within a single season, since Miguel Cabrera (139) in 2012...In the National League, Prince Fielder and Ryan Howard each tallied 141 RBI in 2009.
- Recorded eight multi-homer games, bringing his career total to 21.
 - The only player in Braves franchise history, with more such efforts, within a single-season, is Andruw Jones (9) in 2005.
 - His previous high for multi-homer efforts, within a single-season, was three, done twice: 2019 and 2021 with Oakland.
- Over the season's final 94 games, since moving from the second spot in the batting order on June 15, he led all qualifiers in home runs (36), at-bats per HR (9.7), RBI (94), slugging percentage (.693) and OPS (1.113).
 - Hit second in the batting order in each of the first 68 games.
- Hit two grand slams – June 17 vs. Colorado, off RHP Connor Seabold and July 14 vs. Chicago (AL), off RHP Michael Kopech.
 - The latter doubled as his 30th home run of the campaign, making him the first player in Braves franchise history to hit 30 home runs within the club's first 90 games in a season.
 - It's the second of his eight MLB seasons that he's hit multiple grand slams, also: 2020 with Oakland.
- Recorded 10 three-hit games; his most within a single-season in his eight-year career.
 - Matched his single-game high with four hits (done six times previously), June 30 vs. Miami (two, two-run home runs, triple, single).
- Totaled 84 extra-base hits; fifth-most, within a single-season, in franchise history.
 - Hall-of-Famers Henry Aaron (92 in 1959), Chipper Jones (87 in 1999), Eddie Mathews (86 in 1953) and Hugh Duffy (85 in 1894) are the only players with more.
- Along with Ronald Acuña Jr. (41), Marcell Ozuna (40) and Austin Riley (37), became the first team in MLB history with four 35-homer players.
- With 139 RBI, was one of five Braves with at least 95 RBI, alongside Ozzie Albies (109), Acuña Jr. (106), Ozuna (100) and Riley (97).
 - Since RBI became official in 1920, matched the record for most players on a team with at least 95 RBI.
 - The 2023 Braves were the eighth team to do so and the first National League club to accomplish the feat.

It marked the second time four Braves recorded at least 100 RBI in the same season, the other(s): Gary Sheffield (132), Andruw Jones (116), Javy López (109) and Hall-of-Famer Chipper Jones (106) in 2003.

- Along with Acuña Jr. (41/106) and Ozuna (40/100), formed the third trio of teammates to have such a season (40 HR/100 RBI) in the same year.

Colorado did so in back-to-back years, with Ellis Burks, Vinny Castilla and Andrés Galarraga accomplishing the feat in 1996 and Castilla, Galarraga and Hall-of-Famer Larry Walker in 1997.

- Belted his fourth home run of the season (solo), April 11 vs Cincinnati, off RHP Luis Cessa.

Tracked at 118.6 mph, making it the hardest batted ball of his career and the hardest batted-ball by a Braves player since tracking began in 2015.

Ronald Acuña Jr. would later surpass that mark (121. mph home run, September 2 at Los Angeles-NL).

- Clubbed his eighth home run of the season (three-run), April 28 at New York (NL), off LHP David Peterson.

Recorded his 500th career RBI in the process.

- Hit a 464-foot blast (per Statcast), May 28 vs. Philadelphia, off RHP Dylan Covey (two-run).

Marked the second-longest home run of his career, behind a 475-foot shot, May 31, 2018 at the Oakland Coliseum, off LHP Ryan Yarbrough, then of Tampa Bay.

- Hit his 200th career home run, June 24 at Cincinnati, off RHP Graham Ashcraft.

Among active players, he's the third-fastest to reach the milestone, by games played (813), behind New York's Aaron Judge (671) and Giancarlo Stanton (781).

- Hit a franchise-record 29 home runs prior to the All-Star Game, surpassing the previous mark of 28 by Andrés Galarraga in 1998.

His 72 RBI fell three shy of the pre-All-Star Game franchise record, set by Hall-of-Famer Eddie Mathews in 1953 and matched by Andruw Jones in 2005...The All-Star game was first played in 1933.

- Named a reserve for the National League in the 2023 All-Star Game, July 11 at Seattle's T-Mobile Park; his second career selection.

He's one of 11 first basemen all-time – minimum 50% of games played at first base in their All-Star season – to make the All-Star team in both leagues...The last to complete the feat was Albert Pujols with Los Angeles (AL) in 2015...

Struck out in his lone plate appearance.

Along with second baseman Ozzie Albies, third baseman Austin Riley and shortstop Orlando Arcia, it marked the first time the club's entire infield was selected as All-Stars.

The group manned the field together in the bottom of the fifth inning.

- Hit his 36th home run of the season (solo), July 31 vs. Los Angeles (AL), off RHP Chase Silseth.

His 36 home runs were the most by any player in Braves franchise history before August.

- Matched his previous career high of 39 home runs (2021 with Oakland), August 6 at Chicago (NL), off LHP Justin Steele (two-run).

- Established a Braves franchise record by recording at least one RBI in 11 consecutive games, spanning July 28-August 8.

It was the longest streak of its kind since Carlos González also had an 11-game run in 2011.

- Drove in his 100th run of the season, August 8 at Pittsburgh (bases loaded walk).

Became the first player, league-wide, to reach 100 RBI in the 2023 season...Since RBI became an official statistic in 1920, he joined Wally Berger (1935, Boston) as the fastest Braves, by team games, to reach 100 RBI in a season, each doing so in the club's 111th game of their respective seasons.

Hall-of-Famer Henry Aaron held the previous Atlanta-era (since 1966) mark, doing so in 114 games in 1970.

- Hit his 40th home run of the season (solo), August 10 at Pittsburgh, off LHP Bailey Falter.

Became the 13th player (19th instance) in the Live-Ball Era (since 1920), to reach both 40 HR and 100 RBI in within their club's 113th game in a season.

- Since 1962, he's one of seven players to do so, alongside Mark McGwire (1998-99), Sammy Sosa (1998), Luis Gonzalez (2001), David Ortiz (2006), Chris Davis (2013) and Aaron Judge (2022).
- Also, became the fastest player in franchise history, by games played (113), to reach 40 home runs in a season, surpassing the previous mark of 117 games, set by Javy López in 2003.
- Drew his 80th walk of the season, August 15 vs. New York (AL), becoming the fastest National Leaguer, by games played (119), to amass 80 walks and 40 home runs, within a single-season, since Barry Bonds (107) in 2003.
 - Since 2000, the only other Brave to reach those figures is Andruw Jones in 2006, who did so in his 153rd game.
- Named the National League Co-Player of the Week along with Philadelphia's RHP Michael Lorenzen, for the period ending August 13 (12-for-30, .400); the second such honor of his career.
 - Over that span, he was tied for the MLB lead with four home runs; tied for second among National Leaguers in RBI (10); fifth in the majors in OPS (1.372).
- Became the fourth Brave in the Atlanta-era (since 1966) to amass 100 RBI and 100 runs scored through their first 128 games played in a season, August 28 at San Francisco.
 - Joined Chipper Jones (128 games in 1996), Gary Sheffield (124 games in 2003) and Freddie Freeman (128 games in 2019).
- Recorded five consecutive multi-hit games from September 6-7 vs. St. Louis – September 8-10 vs. Pittsburgh; the longest such streak of his eight-year MLB career.
- Hit safely in 10 straight games, September 3-12.
 - Slashed .514/.600/1.216 (19-for-37) with eight home runs and two doubles during the streak.
 - Owns one longer hitting streak in his career – 16 games, spanning June 30-July 21, 2021, with Oakland.
- Named the National League Player of the Week for the period ending September 10 (12-for-22, .545); the third such honor of his career and second of the 2023 season, also: August 13.
 - Homered in three straight games to begin the week, before going deep in a fourth... He also recorded a career-best, five consecutive multi-hit games.
 - Led the Majors in batting average, on-base percentage, slugging percentage and OPS (1.766), while pacing the Senior Circuit in HR and total bases (25).
- Hit his 51st home run (solo), September 12 at Philadelphia, off RHP Zach Wheeler.
 - Matched the Braves single-season franchise home run record, set by Andruw Jones in 2005.
 - He took sole possession of the record (52), September 16 at Miami – hitting a solo shot off RHP Bryan Hoening.
- Drew a pair of walks, September 22 at Washington.
 - Became the first Brave to record 100 walks in a season since Josh Donaldson in 2019.
 - He's the third left-handed hitter, fourth instance, in franchise history to do so, joining Darrell Evans, twice (1974-75) and J.D. Drew (2004).
- Recorded his 133rd RBI of the season in the second game of a doubleheader, September 24 at Washington.
 - Moved into sole possession of the Atlanta-Era (since 1966), single-season RBI record, surpassing Gary Sheffield (132) in 2003.
- Hit his 54th and final home run of the season (three-run), September 28 vs. Chicago (NL), off RHP Marcus Stroman.
 - Recorded his 136th RBI in the process, establishing the Braves single-season record, since RBI became official in 1920.
 - The previous mark of 135 was set by Hall-of-Famer Eddie Mathews, 70 years prior, in 1953.
 - Mathews did so in a 154-game season... The American League established its 162-game season in 1961, before the National League followed suit the following year.
- Received 13 third-place and 17 fourth-place votes in the National League MVP voting; finishing fourth.

2022

- In his first 12 games as a Brave, in 2022, batted .452/.566/.714 (19-for-42) with seven extra-base hits, 11 walks and a 1.280 OPS.
- On June 12, 2022, hit his 150th career home run... At the time, he became one of six active players in baseball with at least 150 home runs and fewer than 750 games played.
- Hit 34 doubles before the 2022 All-Star break, setting a new franchise record.
 - Marcus Giles (2003), Ozzie Albies (2018) and Nick Markakis (2018) previously shared the honor with 29 apiece... Since 2015, only Eduardo Escobar (MIN, 35) and David Ortiz (BOS, 34) have done it.
 - From June 1 through the remainder of the regular season, recorded 82 RBI; third-most in the majors, behind New York's (AL) Aaron Judge (93) and New York's (NL) Pete Alonso (84).
- In 2022, ranked third in the National League and eighth in MLB with an average exit velocity of 92.9 mph (min. 250 batted balls).
 - That average exit velocity is the highest in a single season by a Brave since Statcast began tracking in 2015.
- Played in all 162 games (161 starts), one of two players in MLB to do so... Teammate Dansby Swanson was the other (162 starts).
 - The last first baseman, league-wide, to play in all 162 games was Freddie Freeman, who did it for Atlanta in 2018.
 - Olson played in 162 games for the second time in his career, also doing so in 2018 with Oakland... Freeman was also the last first baseman to do it in two seasons (2014, '18).

2021

- He was named to his first American League All-Star team and batted .271 with 39 home runs and 111 RBI in 156 games.
 - Also participated in the Home Run Derby for the first time and hit 23 home runs in a first round loss to Trey Mancini (24)... had an average distance of 447 feet and an average exit velocity of 104.8... Topped out at 495 feet and an exit velocity of 111.
- Had career highs in batting average, on-base percentage (.371), runs (101), hits (153), doubles (35), home runs, RBI, walks (88), extra base hits (74) and stolen bases (4).
- Finished eighth in AL MVP voting and received votes for as high as fourth (2).
- Led A's in nearly every category including batting, on-base percentage, slugging percentage, OPS, games, at bats, runs, hits, doubles, home runs, RBI, walks and extra-base hits.
- Batted .225 with 16 home runs and 43 RBI with two strikes... Tied for second in the AL in two-strike home runs and tied for third in RBI.
- According to the Elias Sports Bureau, his 22 home runs against left-handed pitchers matched Stan Musial, who had 22 in 1949, for the most in Major League history by a left-handed hitter.
- Ranked second in the AL in go-ahead RBI (31) and tied for third in go-ahead home runs (16).
- Led AL first basemen with a .995 fielding percentage... Also ranked first in games (152) and total chances (1,235), second in putouts (1156), tied for second in assists (73), third in double plays (98) and tied for third in defensive runs saved (6).
- Led major league first basemen in RBI (111) and ranked second in home runs (39).
 - The RBI were third most in Oakland history by a first baseman and the most since Jason Giambi had 121 in 2000... The home runs tied for fourth and were the most since Mark McGwire had 47 in 1996.
 - Now has 176 home runs as a primary first baseman over the last five years, which are the most among major league first basemen over that span.
- Ranked second in the AL in intentional walks (12) and third in sacrifice flies (11)... The sacrifice flies tied for fourth most in Athletics history and were the most since Brent Gates also had 11 in 1995. The intentional walks matched the most by an Athletic over the last 19 years and were the most since Nick Swisher had also 12 in 2007.

- Hit .322 with 21 home runs, 52 RBI and a 1.103 OPS in 65 games during the day, .236 with 18 home runs, 59 RBI and a .778 OPS in 91 night games.

➤ Led the majors in on-base percentage in day games (.438), ranked second in home runs and OPS and third in slugging (.665) and RBI...his 21 home runs during the day were the most by an Athletic since Mark McGwire had 22 in 1996.

- Hit 27 of his 39 home runs with the bases empty, which tied for the third most solo home runs in Oakland history behind McGwire (32 in 1987) and Reggie Jackson (28 in 1969).
- His 39 home runs were third most in Athletics history by a left-handed hitter behind Reggie Jackson (47 in 1969) and Jason Giambi (43 in 2000).
- Was 6-for-15 (.400) with the bases loaded...Had a grand slam and 21 RBI...Batted .272 with a .912 OPS on the road, .270 with a .911 OPS at home.
- Had a career-high 80-game errorless streak from June 1-September 7, which tied for the third longest errorless streak by a first baseman in Oakland history.

➤ It was the longest since Daric Barton also had an 80-game streak from June 15, 2011-September 24, 2013

2020

- Seven of his 14 home runs put the A's ahead and he tied for second in the majors in go-ahead home runs...Tied for the lead in game-winning RBI (8) and tied for fourth in go-ahead RBI (11)...Ranked third among Major League first basemen in home runs (14) and walks (34) and fourth in RBI (42).
- Started 59 games at first base and committed just one error in 60 games overall at first for a .998 fielding percentage...The fielding percentage rounded to four decimal places was .9977, which was second highest in Athletics history to Vic Power of the 1957 Kansas City A's (.9981). Hit a walk-off grand slam in the bottom of the 10th inning on Opening Day, July 24 against Los Angeles (AL).

➤ It was the third Opening Day walk-off grand slam in major league history along with Jim Presley (Seattle, 1986) and Sixto Lezcano (Milwaukee, 1980).

➤ It was the first Opening Day walk-off home run in Oakland history and the third Opening Day grand slam (Eric Fox, 1993; Terry Steinbach, 1994)

➤ It was the eighth walk-off grand slam in Oakland history, the first since Khris Davis on May 17, 2016.

- Hit his 100th career home run in the second game of the September 8 doubleheader against Houston, a three-run shot off De Jong in the third inning.

➤ It came in his 399th game and he became the 11th player in major league history to hit 100 home runs before his 400th career game (Joe DiMaggio, Joey Gallo, Bob Horner, Ryan Howard, Aaron Judge, Ralph Kiner, Chuck Klein, Eddie Mathews, Mark McGwire, Gary Sanchez).

2019

- Won his second consecutive Rawlings Gold Glove for American League first basemen.
- Tied for seventh in the AL in home runs (36).
- Slugged .644 on the road, which was the second-best mark in the majors and fifth-best in Oakland history...ranked third in the AL in road OPS, fourth in home runs and tied for eighth in RBI (53)...19 of his home runs came with runners on base, which tied for second in the AL.
- Led major league first basemen in defensive runs saved (13).

➤ Led AL first basemen total chances (1,121), putouts (1,023) and assists (90), ranked second in fielding percentage (.993), double plays (95) and games (127) and tied for second in games started (125) and errors (8)...The assists tied for seventh most in Oakland history by a first baseman and were the most since Mark McGwire had 101 in 1991...Was a unanimous choice as best first baseman in the Fielding Bible Awards...Won the award for the second consecutive season.

- Hit .358 with 13 home runs and 35 RBI in 37 games batting clean-up...Had a .305 batting average leading off an inning.
- Was on the A's Opening Day roster and started each of the first two games before injuring his hand on a foul tip in his final at bat on March 21 against Seattle in Tokyo.

➤ Underwent surgery on March 22 at the Kerlan-Jobe Clinic in Los Angeles, Calif.

➤ The surgery was performed by Dr. Steven Shin and involved a right hamate excision to Olson's right hand.

➤ Was placed on the 10-day injured list March 27, retroactive to March 25, ending his consecutive games played streak at 164.

2018

- Played in all 162 games and batted .247 with 29 home runs and 84 RBI in his first full season in the majors.
- Also won the American League Gold Glove Award for first basemen after leading Major League first basemen in games (162), total chances (1,494), putouts (1,403) and defensive runs saved (14).
- Was one of four first basemen in AL history to play in 162 games in a season along with Norm Siebern (KC, 1962), Bill Buckner (BOS, 1985) and Carlos Delgado (TOR, 2000)...Is one of 19 major league first basemen to do it.
 - Was the fourth player in Athletics history to play every game at first base (Norm Siebern, 1962; Dick Siebert, 1940; Stuffy McInnis, 1912).
 - His 152 starts were second most to the Oakland record of 155 set by Daric Barton in 2010.
 - Set an Oakland record for total chances by a first baseman (1,494).

2017

- Batted .259 with 24 home runs and 45 RBI in 59 games over six stints with the A's in his rookie campaign.
 - Added 22 walks for a .352 on-base percentage...Slugged .651 and had a 1.003 OPS...The slugging percentage was fourth highest in Oakland history among players with 200 or more plate appearances and the OPS was ninth best.
 - Tied for third among American League rookies in home runs and ranked eighth in RBI...His 24 home runs were third most in Athletics history by a rookie and the most since Mark McGwire set the record with 49 in 1987.
 - They were the most by an Athletic 23 years old or younger since Eric Chavez hit 32 as a 23-year old in 2001.
 - Added 23 home runs with Nashville to become the first player to hit 20 home runs in both the majors and the minors since Giancarlo Stanton in 2010 (22 with Florida, 21 with Jacksonville).
- Averaged 7.88 at-bats per home run, which was fourth fewest in major league history among players with a minimum of 200 plate appearances.

- Had more home runs (24) than singles (23).
 - The home runs were second most in Athletics history (McGwire, 39 homers and 35 singles in 1995) among players with more home runs than singles...49.0% of his hits were home runs, which is the second-highest percentage in MLB history among players with 200 or more plate appearances (McGwire, STL, 51.8% in 2001).
 - Had just two doubles, which were the fewest in major league history by a player with 20 or more home runs (previous: 4 by Wes Covington, 1957 and Mark McGwire, 2001).
- Had five separate stints over the first four months of the season and hit .196 with four home runs and nine RBI in 18 games.
 - Following the Yonder Alonso trade, he was recalled for a sixth time August 8 and batted .283 with 20 home runs and 36 RBI in 41 games before a hamstring strain on September 24 ended his season with a week remaining.
 - The 20 home runs were the most in the AL and tied for second most in the majors over that span (August 8-September 24).
 - Hit 20 home runs after the All-Star Break, which tied for fifth in the American League...It was second most among major league rookies (Judge, NYY 22).
- Hit his first major league home run June 24 at Chicago-AL, a two-run shot off James Shields in the first inning...Added another two-run homer in the seventh inning for his first career multi-homer game.
- Homered in five consecutive games from September 15-19 to tie the major league rookie record for consecutive games with a home run.
 - Was the first Oakland player to do it and the second Athletic (George Alusik, Aug. 7-11, 1962).
 - Homered in each of his final nine series from August 25 to September 24.
 - Was the first rookie in major league history with 15 home runs over a 21-game stretch (August 27-September 19) and 16 home runs over a 23-game span (August 27-September 22)...His 15 home runs over 21 games were the most by any player in Oakland history.

2016

- Made his major league debut with Oakland as a September call-up and went 2-for-21 (.095) in 11 games...Added seven walks for a .321 on-base percentage.
 - ✎ Appeared in five games (four starts) in right field and four games (two starts) at first base.
 - ✎ Was selected from Triple-A Nashville September 12 following the conclusion of the Sounds season...Made his debut that day at Kansas City and walked as a pinch hitter in the ninth inning.
 - ✎ Singled off Nick Martinez in the third inning September 25 against Texas for his first major league hit...His first extra-base hit was a double in his final game on October 2 at Seattle.
- Ranked second in the A's farm system in walks and on-base percentage, tied for second in extra-base hits, third in doubles, tied for third in RBI and fourth in runs and home runs.
 - ✎ Named to the Texas League Midseason All-Star team and the All-Star Futures Game.
 - ✎ Appeared in 62 games at first base, 59 in right field and two at third base...Had 11 outfield assists, which tied for fourth in the team lead.
 - ✎ Reached base safely via hit or walk in 116 of his 133 games.
 - ✎ Went 0-for-4 in the Texas League All-Star Game on June 30 and 1-for-2 in the All-Star Futures Game at Cincinnati July 12...Batted .185 with a home run and four RBI in seven postseason games for the Texas League Champion RockHounds.
 - ✎ Was rated as the A's sixth-best prospect by Baseball America following the season.

MINOR LEAGUE NOTES

- **Awards:** 2015 Futures Game Selection (Oakland)...3x MiLB Organizational All-Star (2014-15, '17 with Oakland)...2015 Texas League Mid-Season All-Star (Oakland)...2014 California League Post-Season All-Star...2014 Baseball America Minor League All-Star (Oakland)...2014 Baseball America High Class A All-Star (Oakland)...2014 MiLB Joe Bauman Home Run Award (Oakland)...Single A 2013 Midwest League Mid-Season All-Star (Oakland)...Midwest League Player of the Week (8/26/13)...2014 Arizona Fall League Rising Stars (Oakland)...2014 Arizona Fall League All-Prospect Team (Oakland).
- Tabbed by MLB Pipeline.com as the No. 73 prospect pre-2015 and No. 100 pre-2016.
- In 2015 he made his Double-A debut with Midland and spent the entire season with the Rock-Hounds, batting .249 with 17 home runs and 75 RBI in 133 games...Added 105 walks for a .388 on-base percentage...Ranked second in all of minor league baseball in walks to teammate Colin Walsh (124).
 - ✎ Tied for the Texas League lead in intentional walks (6), ranked second in walks, tied for second in extra base hits (54), third in doubles (37), RBI and on-base percentage, fourth in runs (82), tied for fourth in home runs and fifth in games.
- In 2014, he was named to the California League Postseason All-Star team, after batting .262 with 37 home runs and 98 RBI in 138 games...Added 117 walks for a .404 on-base percentage...The walks were the most in all of the minor leagues and the home runs were third best behind Kris Bryant (43) and Joey Gallo (42).
 - ✎ Also ranked third in the minors in runs (111), fifth in total bases (278) and tied for sixth in extra base hits (69).
 - ✎ Was named to the Baseball America Minor League All-Star Team.
 - ✎ Led the Cal League in home runs, runs, walks, extra base hits and total bases...Topped the A's farm system in home runs, RBI, runs, walks, extra base hits, total bases and slugging percentage.
 - ✎ His 37 home runs were third best by an A's farmhand since the club moved to Oakland in 1968.
- In 2013, he spent the entire season at Single-A Beloit where he hit .225 with 23 home runs and 93 RBI in 134 games.
 - ✎ Added 72 walks for a .326 on-base percentage...ranked second in the Midwest League in home runs and RBI, third in extra base hits (55).
- Was named to ML Midseason All-Star Team...ranked second in the A's farm system in home runs, RBI and extra base hits and tied for fourth in doubles.

- Appeared in 127 games at first base and was named the best defensive first baseman in MLB by Baseball America...Led league first basemen in games, total chances (1220), putouts (1109) and assists (102) and tied for the lead in double plays (97).
- In 2012, he batted .282 with nine home runs and 45 RBI in 50 games with the A's affiliate in the Arizona Rookie League and Short Season Single-A Vermont...Ranked second in the Arizona League in home runs (8) and fourth in doubles (16) and RBI, second in fielding percentage (.993), double plays (95) and games (127) and tied for second in games started (125) and errors (8)...The assists tied for seventh most in Oakland history by a first baseman and were the most since Mark McGwire had 101 in 1991...Was a unanimous choice as best first baseman in the Fielding Bible Awards...Won the award for the second consecutive season.
- Made a team-leading 73 starts batting third...Hit .358 with 13 home runs and 35 RBI in 37 games batting clean-up...Had a .305 batting average leading off an inning...Was named the A's number 10 prospect by Baseball America following the season.

AMATEUR

- Attended Parkview High School (Lilburn, GA).
 - ▲ Graduated with honors in 2012.
 - ▲ Played first base and pitched for the Panthers, leading them to back-to-back state championships in 2011 and 2012.
 - ▲ Finished his high school career with a .431 batting average, 45 home runs, 44 doubles, 168 RBI and a fielding percentage over .980.
 - ▲ He holds the Parkview High School and Gwinnett County records for wins and RBI.
- His No. 21 jersey was retired by the school in February 2019.
- Played in the 2011 Perfect Game National Showcase.
 - ▲ Ranked 100th nationally in the final 2012 Perfect Game class rankings.
- Upon being drafted, forewent his commitment to play baseball at Vanderbilt University.

PERSONAL

- Matt is married to his wife, Nicole.
- He's the second son of Scott and Lee Olson.
 - ▲ Scott served as Matt's youth baseball coach.
- His older brother, Zack, was a pitcher on the Harvard University baseball team.

TRANSACTIONS

- Selected by the Oakland Athletics in the supplemental first round (47th) of the 2012 MLB First-Year Player Draft from Parkview High School (Lilburn, GA)...The pick was compensation from the Chicago Cubs after signing outfielder David DeJesus in free agency.
- Selected to Oakland's major league roster on September 12, 2016.
- Optioned to Triple-A Nashville on March 17, 2017.
- Optioned and recalled six separate times throughout the 2017 season.
- On Oakland's injured list (fractured right hamate bone) from March 25 to May 7, 2019...Included a two-game rehab stint with Triple-A Nashville.
- Acquired by the Atlanta Braves from the Oakland Athletics on March 14, 2022, in exchange for C Shea Langeliers (minors), OF Christian Pache, RHP Ryan Cusick (minors) and RHP Joey Estes (minors).
- Signed an eight-year, \$168 million contract extension with the Atlanta Braves on March 15, 2022...The deal includes a \$20 million club option for the 2030 season.



MARCELL OZUNA

20

DESIGNATED HITTER

Full Name: **Marcell Ozuna**

Bats: **Right**

Throws: **Right**

Height: **6-1**

Weight: **225**

DOB: **November 12, 1990**

Opening Day Age: **34**

Born: **Santo Domingo, DR**

Resides: **Santo Domingo, DR**

MLB Debut: **April 30, 2013**

MLB Service Time: **11.124**

Acquired: **Signed as a free agent, January 21, 2020**

Contract Status: **Signed through 2025**

NOTES TO KNOW

• Braves Modern Era (since 1900) Franchise Ranks:

A Tied for second in AB/HR (15.9); tied for 10th in slugging percentage (.511) – min. 1,500 plate app.

• Braves Modern Era Single-Season Ranks:

A Tied for first in games played (162, 2024).

• His 275 career home runs rank 15th among active players...His 1,514 hits rank 22nd.

• Owns a 15.9 AB/HR ratio as a Brave; tied for the second-highest in franchise history (min. 1,500 plate app.), along with Hall-of-Famer Henry Aaron, while trailing teammate Matt Olson (15.6).

• In 2024, he started each of the Atlanta's 162 games as its designated hitter.

A Since the A.L. implemented the DH rule in 1973 (N.L. '22), he's the third player to start 162 games at the position, joining Rusty Staub (Detroit, 1978) and Willie Horton (Seattle, 1979).

• Across the majors, he was of two players to lead their club during the 2024 season in batting average, home runs, RBI and walks, also: Los Angeles' (NL) Shohei Ohtani.

A Led Atlanta in all three triple crown categories (batting average, home runs, RBI).

A Became the first Brave to do so over a full season since Austin Riley (2021).

• Since the designated hitter was implemented in both leagues prior to the 2022 season, his 90 home runs and 235 RBI as a DH both rank second to Los Angeles' (NL) Shohei Ohtani (132/320).

• He's one of three players with at least 30 home runs and at least 100 RBI in each of the last two seasons, along with Philadelphia's Kyle Schwarber and New York's (NL) Juan Soto.

CAREER HIGHS

Most Runs

4, 7/26/17, MIA at TEX

Most Hits

5, 9/11/20, ATL at WSH

Most Doubles

3, 5/1/15, MIA vs. PHI

Most Triples

1, 21x, last: 9/30/23, ATL vs. WSH

Most Home Runs

3, 9/1/20, ATL at BOS

Most RBI

6, 2x, last: 9/1/20, ATL at BOS

Most Walks

3, 4x, last: 7/30/20, ATL vs. TB

Most Stolen Bases

1, 29x, last: 9/27/24, ATL vs. KC

Longest Hitting Streak

17 games, 3/30-4/19/24

- He's one of three players with at least 70 extra-base hits in each of the last two seasons, along with Los Angeles' (NL) Shohei Ohtani and Toronto's Anthony Santander.
- Since the start of the 2023 season, his 15 opposite field home runs (six in '24) are sixth-most in the majors.

- Since May 1, 2023, he ranks fourth in the majors in home runs (77) and slugging percentage (.571) – among qualifiers; fifth in RBI (202).
- Owns 58 career home runs at loanDepot Park; second to Giancarlo Stanton (112) in the 13-year history of the ballpark.
 - ✎ His 37 home runs in 2017 with Miami are third-most, within a single-season, in Marlins franchise history, shy of Stanton (59, 2017) and Gary Sheffield (42, 1996).
- Since the start of the 2021 season, he's hit 14 home runs in 45 games against Washington.
 - ✎ Across the majors, New York's (NL) Pete Alonso and Philadelphia's Kyle Schwarber, each with 17, and New York's (NL) Francisco Lindor (15) are the only players with more home runs against the club over that span.
- Since the start of the 2023 season, he's hit eight home runs in 25 games against Philadelphia.
 - ✎ Across the majors, teammate Matt Olson (10) is the only player with more home runs against the club over that span.
- Atlanta exercised its \$16 million club option for the 2025 season on November 4, 2024... Previously signed a four-year, \$65 million contract (2021-24) with the club on February 5, 2021...The deal included a \$16M club option and a \$1M buyout for the 2025 season...Originally signed a one-year, \$18 million contract (2020) with Atlanta on January 21, 2020.

MAJOR LEAGUE AWARDS

- ✎ 3x NL All-Star (2016-17, Miami and '24, Atlanta).
- ✎ 2x NL Silver Slugger (2017, OF, Miami and '20, DH, Atlanta).
- ✎ 2017 Rawlings NL Gold Glove (OF, Miami).
- ✎ 2020 All-MLB First-Team (DH, Atlanta).
- ✎ 2020 Edgar Martinez Outstanding DH of the Year (Atlanta)
- ✎ 2016 MLBPAA Marlins Heart and Hustle Award.
- ✎ 5x NL Player of the Week (4/16/17 and 9/24/17, Miami; 6/17/18, St. Louis; 9/6/20 and 9/27/20, Atlanta).
- ✎ 2024 Home Run Derby Participant (Atlanta).

POSTSEASON

- He's slashed .250/.285/.440 (29-for-116), with five home runs, seven doubles, 17 RBI and 15 runs in 30 career postseason games across eight series, with St. Louis (2019) and Atlanta (2020, '22-24).
 - ✎ Was not included on Atlanta's postseason roster in 2021.
- In 2019 with St. Louis, he was the club's starting left fielder in each of its nine postseason games.
- Hit .429 (9-for-21), with two home runs, three doubles, five RBI and six runs over the five-game NLDS against Atlanta.
 - ✎ Along with teammate Paul Goldschmidt (9, 2019), matched the club record for total hits in any NLDS, also: Fernando Viña (2002 vs. ARI).
- Recorded multiple hits in each of the first four games of the series.
 - ✎ Became the first Cardinal to begin his postseason career with four consecutive multi-hit games since Jim Edmonds (2000).
- Hit a pair of home runs (both solo) in NLDS Game 4 vs. Atlanta; the first of his postseason career.
 - ✎ Became the seventh Cardinal with multiple home runs in a postseason game and the first since Carlos Beltrán (2012 NLDS Game 2 vs. WSH).

2025

- Listed No. 47 on MLB Network's "Top 100 Players Right Now" list...Ranked 83rd, entering 2024.

2024

- **Awards:** National League All-Star... Placed fourth in NL MVP voting...Home Run Derby Participant... National League Hank Aaron Award Nominee.
- **MLB Ranks:** Games played (T-1st, 162), home runs (T-5th, 39), batting average (7th, .302), total bases (7th, 331), times on base (7th, 260), on-base percentage (8th, .378), slugging percentage (8th, .546), AB/HR (8th, 15.5), OPS (9th, .924), multi-hit games (9th, 51), RBI (T-10th, 104).
- **NL Ranks:** Extra-base hits (6th, 70), hard-hit percentage (6th, 53.5), runs (8th, 96), walks (T-10th, 74).
- Listed No. 83 on MLB Network's "Top 100 Players Right Now" list...Was unranked, entering 2023.
- 34-year-old Marcell Ozuna completed his 12th major league season (fifth with Atlanta), posting a slash line of .302/.378/.546 (183-for-606) in 162 games.
 - He hit 39 home runs and 31 doubles, while recording 104 RBI and 96 runs... Went 1-for-1 in stolen base attempts.
 - Established his career-highs in games played (162), multi-hit games (51), plate appearances (688), runs (96), doubles (31), walks (74), on-base percentage (.378) and OPS (.925) - both excl. 2020.
 - Matched his career high in extra-base hits (70).
 - Notched the longest hitting streak (17) of his career.
- Made his 11th career Opening Day roster (2014-24) and fifth with the Braves.
 - He's started in his club's season opener in each of the last 11 seasons; 2014-17 with Miami (CF-CF-CF-LF), 2018-19 with St. Louis (LF) and 2020-24 with Atlanta (LF-LF-LF-DH).
- Started each of the club's regular season games as its designated hitter.
 - Marked the first of his 12 big league seasons that he did not appear in the field.
 - Prior to the 2024 season, he appeared in at least 150 games twice over his MLB career (159, 2017) and (153, 2014) - both as a member of the Marlins.
 - Since the A.L. implemented the DH rule in 1973 (N.L. '22), he's the third player to start 162 games at the position, joining Rusty Staub (Detroit, 1978) and Willie Horton (Seattle, 1979).
- Along with Matt Olson, became the fifth set of teammates in the franchise's Modern Era (since 1900) to appear in all of the club's games (excl. shortened seasons), joining Whitey Wietelmann and Chuck Workman (1943, 153), Joe Adcock and Hall-of-Famer Eddie Mathews (1953, 157), Freddie Freeman and Nick Markakis (2018, 162) and Olson and Dansby Swanson (2022, 162).
 - New York's (NL) Pete Alonso and Philadelphia's Nicholas Castellanos were the only other player to appear in each of their club's games during the 2024 season.
- Reached base safely in 139 contests; tied for second-most majors, along with Kansas City's Bobby Witt Jr., while trailing New York's (AL) Aaron Judge (140).
- Started as the club's designated hitter in Games 1 and 2 of the Wild Card Series at San Diego...Hit safely in both games (2-7, .286), with one RBI.
- Nominated as one of 10 finalists for the 2024 N.L. Hank Aaron Award, presented annually to the best overall offensive performer in each league.
 - The award was introduced in 1999 to mark the 25th anniversary of Hank Aaron breaking Babe Ruth's all-time home run record.
- Across the majors, he was one of two players to lead their club during the 2024 season in batting average, home runs, RBI and walks, also: Los Angeles' (NL) Shohei Ohtani.
- Notched the third 100-RBI campaign over his 12-year MLB career (2017, '23-24).
 - He's one of three players with at least 100 RBI in each of the last two seasons, along with Philadelphia's Kyle Schwarber and New York's (NL) Juan Soto.
 - Since RBI became official in 1920, he's the 12th Brave, 16th instance, with consecutive 100-RBI seasons and the first right-handed hitter since Jeff Francoeur (2006-07).
- Since the A.L. implemented the DH rule in 1973 (N.L. '22), he's the ninth primary designated hitter, 12th instance, with consecutive 100-RBI seasons.
 - Philadelphia's Kyle Schwarber has also accomplished the feat in each of the last two seasons as a primary DH.
- Of his 104 RBI, a career-high 47 (45.2%) came with two outs; third-most in the majors, behind Los Angeles' (NL) Shohei Ohtani (49) and Milwaukee's Willy Adames (48).
 - His 17 two-out home runs, also a career-high, ranked second to Baltimore's Anthony Santander.

- Matched his career-high (2023) with 70 extra-base hits.
 - ✎ His 31 doubles established his career-high, surpassing his previous high of 30 (2017).
- Of his 39 home runs, 19 (48.7%) either tied the game or gave Atlanta the lead.
 - ✎ New York's Aaron Judge (24), Baltimore's Anthony Santander (23), Los Angeles' (NL) Shohei Ohtani (21) and Baltimore's Gunnar Henderson (20) were the only players with more.
- Notched four multi-homer games – April 2 at Chicago (AL), May 8 vs. Boston, July 12 at San Diego and July 20 (G2) vs. St. Louis; bringing his career total to 22.
 - ✎ It marked his third season with four multi-homer efforts, also: 2017 as a member of the Marlins and 2023 with Atlanta.
- Homered in consecutive games on five occasions, including a three-game homer streak, August 8-10 vs. Milwaukee (1) and at Colorado (2).
- Led Atlanta in all three triple crown categories (batting average, home runs, RBI).
 - ✎ Became the first Brave to do so over a full season since Austin Riley (2021).
- Led the club with eight first-inning home runs; tied for ninth-most in the majors.
 - ✎ Matched his career-high (2019) in that regard.
- Recorded a career-best 51 multi-hit games; ninth-most in the majors – 10 of which were three-hit efforts.
 - ✎ From July 1 through the end of the season, his 28 multi-hit outings were bested only by Los Angeles' (NL) Shohei Ohtani and Houston's Yainer Díaz, each with 30.
- Hit .319 (45-for-141) against left-handed pitching during the 2024 season; fifth-highest among N.L. qualifiers.
 - ✎ Entered the season with a .283/.343/.498 (299-for-1,084) career slashline against southpaws.
- Slugged .546 against fastballs during the 2024 season; 10th-highest among major league qualifiers.
 - ✎ Los Angeles' (NL) Shohei Ohtani (.646) and Arizona's Ketel Marte (.560) were the only National Leaguers with a higher mark.
- He was one of four Statcast qualifiers to rank 95th percentile-or-better in xwOBA, xSLG, barrel percentage and hard-hit percentage, along with New York's (AL) Aaron Judge, Los Angeles' (NL) Shohei Ohtani and New York's (AL) Juan Soto.
- Hit a go-ahead, three-run home run with Atlanta down to its final strike, April 14 at Miami.
 - ✎ Marked the third such home run (trailing, down to final strike) by a Brave since pitch tracking began in 1988, following Hall-of-Famer Fred McGriff (August 24, 1996 vs. Chicago-NL) and Brian Jordan (September 29, 2001 vs. New York-NL).
 - ✎ Became the second player in franchise history with at least seven home runs through the club's first 14 games in a season.
- Drove in at least one run in four consecutive games; totaling nine RBI, April 12-15 at Miami (3) and Houston (1).
 - ✎ Matched the longest run of his Braves tenure, done six times previously; including three times during the 2023 season (August 21-25, August 27-30, September 19-22).
- After going 0-for-5 in the club's season opener, March 29 at Philadelphia, he hit safely in a career-best 17 consecutive games, spanning March 30-April 19.
 - ✎ He slashed .377/.434/.768 (26-for-69), with eight home runs, three doubles, 24 RBI and 14 runs during the stretch.
 - ✎ Also, logged a 15-game hitting streak from May 5-22...Was the only player in the majors with multiple hitting streaks of at least 15 games during the 2024 season and the first Brave with multiple such streaks within a single-season since Ender Inciarte (2016).
 - ✎ Ozzie Albies was the only other Brave with a streak of 15 games (April 7-May 3).
- Across the majors he's the 11th player in the Live-Ball Era (since 1920) with at least nine home runs and 27 RBI though their club's first 20 games in a season.
 - ✎ He's the fourth to do so since 2000, following Albert Pujols (2006), Alex Rodriguez (2007) and Milwaukee's Christian Yelich (2019).
- Became the third player in franchise history to tally at least eight home runs and 28 RBI within the month of April, following Dale Murphy (1985) and Hall-of-Famer Chipper Jones (1998).

- Tallied 31 RBI before the start of play on May 1; most by a Brave, within a single season, since RBI became official in 1920.
 - ✎ Over that span, 16 players have recorded at least 31 RBI through March/April.
 - ✎ His nine home runs prior to May 1 are bested by Justin Upton (12, 2013), Ryan Klesko (10, 1996) and Andrés Galarraga, twice (10, 1998 and 2000).
- Collected his 40th RBI in the club's 37th game of the season, May 12 at New York (NL).
 - ✎ Since RBI became official in 1920, Hall-of-Famer Henry Aaron is the only Brave to reach the 40-RBI mark, within a single season, having done so in 34 games, twice (1959, '70).
 - ✎ Since 2000, he's the 13th player, 15th instance, to record 40 RBI within their club's first 37 games in a season and the fourth National Leaguer to do so, joining Todd Helton, twice (2000-01), Albert Pujols, twice (2001, '06) and former Marlins teammate Giancarlo Stanton (2014).
- Homered in both ends of a double header (both solo), May 20 vs. San Diego; bringing his season total to 14.
 - ✎ His shot in the nightcap, off RHP Randy Vásquez, was the 250th of his 12-year MLB career.
 - ✎ Freddie Freeman was the last player to hit their 250th career home run as a Brave, May 15, 2021 at Milwaukee.
- Became the third player, fourth instance, in the franchise's Modern Era (since 1900) to enter Memorial Day with at least 15 home runs and an OPS north of 1.000, joining Hall-of-Famer Henry Aaron, twice (1970-71) and Andrés Galarraga (1998).
- Led the National League with 49 RBI in 55 games through May 31.
 - ✎ Since RBI became official in 1920, it's the third-most by Brave before the start of play on June 1, behind Andruw Jones (51, 2006) and Andrés Galarraga (50, 1998).
- Ran a 27-game on-base streak from May 5 through June 4; the second-longest streak over his 12-year MLB career, behind a 36-game run, spanning April 21-May 29, 2016, as a member of the Marlins.
 - ✎ Slashed .330/.407/.639 (32-for-97), with eight home runs, six doubles, 21 RBI, 15 runs and 13 walks during the stretch.
 - ✎ Also had on-base streaks of 24 games (March 30-April 27) and 23 games (August 7-30).
- Since RBI became official in 1920, he's one of five Braves with as many home runs (18) and RBI (55), within the club's first 60 games of a season – having done so twice, also: 2020.
 - ✎ Wally Berger (1930), Hall-of-Famers Eddie Mathews (1953) and Henry Aaron (1970) and Andrés Galarraga (1998) have also accomplished the feat.
 - ✎ In the franchise's Modern Era (since 1900), it's the 17th instance of a player with as many plate appearances (252) through the club's first 60 games posting an OPS of 1.000-or-higher.
 - ✎ He's one of four Braves to have multiple such seasons, also: 2020, joining Aaron, three times (1957, '59, '63), Dale Murphy, three times (1982-83, '87) and Mathews (1953, '60).
- Across the majors, he's recorded each of the last two instances of a player having at least 18 home runs and 55 RBI, with an OPS of 1.000-or-better, through 60 team games, also: 2020.
 - ✎ In the Live-Ball Era (since 1920), he's the 10th player with multiple such seasons, joining eight Hall-of-Famers: Babe Ruth, six times (1920-21, '26, '28, '30, '32), Lou Gehrig, three times (1927, '30, '34), Mel Ott, three times (1929, '34, '38), Jimmie Foxx, three times (1932, '36, '38), Jeff Bagwell, three times (1996-96, '99), Chuck Klein (1930-31), Roy Campanella (1953, '55) and Ken Griffey Jr. (1997, '99)... Also, Álex Rodríguez (2002, '07).

- Hit a three-run home run in the first inning, June 14 vs. Tampa Bay; his 19th of the season.
 - Became the third player across the majors to eclipse the 60-RBI mark during the 2024 season following New York's (AL) Aaron Judge and Cleveland's José Ramírez.
 - Since RBI became official in 1920, it's the seventh instance of a Brave tallying 60-or-more RBI, through the club's first 67 games in a season, following Wally Berger, twice (1930, '35), Tommy Holmes (1945), Hall-of-Famer Henry Aaron, twice (1959, '70), Hall-of-Famer Fred McGriff (1996) and Andrés Galarraga (1998)... Of that group, Galarraga (25), Aaron (22, 1970) and Berger (22, 1930) hit more home runs through the same number of games.
- Hit a two-run home run in the fifth inning, June 15 vs. Tampa Bay; his 20th of the season and second in as many games.
 - Became the third player across the majors to eclipse 20 home runs during the 2024 season following New York's (AL) Aaron Judge and Baltimore's Gunnar Henderson.
 - Became the seventh player, 13th instance, in franchise history to hit 20 home runs through the club's first 68 games in a season, and the first since Andrés Galarraga in 1998.
 - It's also the fewest number of games he's needed to reach 20 home runs, within a single-season, over his 12-year MLB career.
- Through 70 team games (June 17), he led the National League in home runs (20), RBI (62), slugging percentage (.611) and OPS (1.003).
 - Over the same number of games, it's the most/highest by a Brave in each category since...Home runs - Andruw Jones (20, 2005)...RBI - Andrés Galarraga (66, 1998)...Slugging percentage (min. 275 plate app.) - Chipper Jones (.645, 2008)...OPS (min. 275 plate app.) - Freddie Freeman (1.000, 2019).
- Since RBI became official in 1920, he's the sixth Brave, 11th instance, with at least 20 home runs and 60 RBI within the club's first 75 games of a season, following Hall-of-Famer Henry Aaron, six times (1957, '59, '60-61, '66, '70), Wally Berger (1930), Hall-of-Famer Eddie Mathews (1953), Andrés Galarraga (1998) and Gary Sheffield (2003).
- Hit a three-run home run in the eighth inning, July 5 vs. Philadelphia; his 22nd of the season.
 - Marked his 40th extra-base hit; the fastest, by games played (86), that he's reached 40 extra-base hits, within a single-season.
- Recorded five consecutive multi-hit games July 9-13 at Arizona (2) and San Diego (3); tied for the longest such streak of his career, also: May 23-27, 2016, as a member of the Marlins.
- Since the inception of the All-Star Game in 1933, his 77 RBI were the most by a Brave prior to the break.
- Since the implementation of the designated hitter in 1973 (N.L., 2022), he's the third primary DH with as many home runs (26) and RBI (77) prior to the break, joining Hall-of-Famer David Ortiz (2006) and J.D. Martinez (2018).
- Named a reserve on N.L. All-Star team; his third career selection and first since making consecutive All-Star teams in 2016-17 as a member of the Marlins.
 - Entered as a pinch-hitter in the seventh inning and grounded out to shortstop, off Kansas City's RHP Seth Lugo.
 - Became the 11th Brave to participate in the T-Mobile Home Run Derby...Hit 16 home runs in the first round, placing sixth.
- Recorded his 80th RBI of the season on a fielder's choice in the first inning, July 24 vs. Cincinnati.
 - Since RBI became official in 1920, he's the eighth Brave, 14th instance, to drive in 80 runs within the club's first 100 games in a season.
 - In the Atlanta-era (since 1966), he's the fifth to accomplish the feat, following Hall-of-Famers Henry Aaron (1970) and Chipper Jones (1998), Andruw Jones (2006) and Matt Olson (2023).
- Batted .306 (114-for-372), with 28 home runs and 80 RBI through Atlanta's first 100 games of the season.
 - Over the last 20 seasons, he's the fourth National Leaguer with a batting average of .300-or-better, at least 25 home runs and 75 RBI, following Derek Lee (2005), Albert Pujols (2005) and Philadelphia's Bryce Harper (2017).

- Hit a solo home run in the fourth inning, July 27 at New York (NL), off RHP Tylor Megill; his 30th of the season.
 - ✎ Marked his third career 30-homer campaign and second in as many years, also: 2017 (126 games) and '23 (115 games).
 - ✎ Became the sixth player, ninth instance, in franchise history to eclipse 30 homers within the club's first 103 games in a season, joining Hall-of-Famers Henry Aaron, three times (1957, '60, '66) and Eddie Mathews, twice (1953, '59), Andrés Galarraga (1998), Andruw Jones (2005) and Matt Olson (2023).
- Homered in four consecutive games (five total home runs) against Milwaukee, spanning July 28, 2023-July 29, 2024.
 - ✎ Joined Freddie Freeman (2019) as the only Braves to homer in four straight games against Milwaukee since the club moved to the N.L. in 1998.
- Hit 10 home runs in the month of July; tied for third-most in the majors, behind Colorado's Brenton Doyle and Oakland's Brent Rooker, each with 11.
 - ✎ Marked the third 10-homer month of his 12-year MLB career, also: April 2019 and September 2020.
- Batted .301 (120-for-399), with 31 home runs and 84 RBI in 107 games prior to August 1.
 - ✎ Since RBI became official in 1920, he's the third Brave, fourth instance, to amass those totals through play on July 31, joining Hall-of-Famer Henry Aaron, twice (1957, '63) and Andrés Galarraga (1998).
 - ✎ Across the majors, New York's (AL) Aaron Judge (.316, 39, 99) was the only other player to do so this season.
- Batted .800 (8-for-10) with three walks during the club's three-game series, August 16-18 at Los Angeles (AL).
 - ✎ His eight hits are tied (5x) for his most over any non-overlapping three-game span over his 12-year MLB career.
 - ✎ Became the fifth player, sixth instance, in the franchise's Modern Era (since 1900) to bat .800-or-higher within a single-series (min. 13 plate app.), joining Hall-of-Famer Henry Aaron, twice (1958 vs. Los Angeles-NL and 1966 vs. Chicago-NL), Del Crandall (1960 at Philadelphia), Rico Carty (1970 at Philadelphia), and Justin Upton (2014 vs. Washington).
- Over a 12-game stretch from August 7-18, he batted .417 (20-for-48).
 - ✎ It's the second-highest batting average over any non-overlapping 12-game span of his career (min. 54 plate app.), behind a run earlier in the 2024 season, spanning April 2-16 (.438).
- Singled in each of his first three trips to the plate, September 13 vs. Los Angeles (NL)...His fourth-inning single off RHP Michael Grove marked the 1,500th hit of his 12-year MLB career.
 - ✎ He's one of 25 active players to reach the milestone.
 - ✎ Became the 39th Dominican-born player in MLB history to do so.
- Matched his career-high (8x) with three extra-base hits (solo home run, two doubles), September 18 at Cincinnati.
 - ✎ Marked his fourth career home run in a 3-0 count and first since Sept. 27, 2023 vs. Chicago (NL).
 - ✎ His RBI-double in the eighth inning plated his 100th RBI of the season.
- Received one second-place, six third-place, six fourth-place, one fifth-place, two sixth-place, two seventh-place, two eighth-place, one ninth-place and three 10th-place votes in the National League MVP voting; finishing fourth.

2023

- **Awards:** Placed 19th in NL MVP voting.
- **MLB Ranks:** Home runs (6th, 40), slugging percentage (7th, .558), OPS (9th, .904).
- Completed his 11th major league season (fourth with Atlanta), posting a slash line of .274/.346/.558 (145-for-530) in 144 games.
 - He hit 40 home runs, 29 doubles and one triple, while recording 100 RBI and 84 runs.
 - Established career-highs in home runs and slugging percentage (excl. 2020).
 - Also recorded his best marks in several seasons, across other statistical categories...Scored 84 runs; most since 2017 (93)...Collected 145 hits; most since 2018 (163)...Hit 29 doubles; most since 2017 (30)...Tallied 100 RBI; most since 2017 (124)...Drew 57 walks; most since 2019 (62)...Batted .274; highest, over a full season, since 2018 (.280).
 - Reached base at a .346 clip; highest, over a full season, since 2017 (.376)...Posted a .905 OPS; highest over a full season, since 2017 (.924)...
 - Notched 296 total bases; highest since 2017 (336).
- Made his 10th career Opening Day roster (fourth with Atlanta).
- Started 142 of Atlanta's games during the regular season, making 140 starts as the club's designated hitter and two in left field...Logged 14.0 total defensive innings.
 - Appeared twice as a pinch-hitter (0-for-2).
- Started as the designated hitter in each of the club's four postseason games.
 - Went 2-for-4 with a pair of singles in NLDS Game 3...Went hitless over the other three postseason contests.
- Became the fourth player, fifth instance, to amass 40 home runs and 100 RBI from the designated hitter position, within a single-season – joined Hall-of-Famer David Ortiz, twice (2005-06), Khris Davis (2018) and Nelson Cruz (2019).
- Of his 40 longballs, 38 were hit since play began on May 1.
 - Since that date, he was tied for second in the majors in RBI (98); ranked third in home runs; sixth in slugging percentage (.603); seventh in OPS (.969), while placing seventh in the National League in batting average (.297).
- Hit nine opposite field home runs; his most, within a single-season, since Statcast began tracking in 2015.
 - The only right-handed hitter with more opposite field home runs during the 2023 season was Seattle's Julio Rodríguez (12).
- Totaled nine home runs in both May and August; his most within a calendar month since hitting 10 in September 2020.
- Along with Matt Olson (54), Ronald Acuña Jr. (41) and Austin Riley (37), became the first team in MLB history with four 35-homer players.
- With 100 RBI, he was one of five Braves with at least 95 RBI, alongside Olson (139), Ozzie Albies (109), Acuña Jr. (106) and Riley (97).
 - Since RBI became official in 1920, it matched the record for most players on a team with at least 95 RBI.
 - The 2023 Braves were the eighth team to do so and the first National League club to accomplish the feat.
 - It marked the second time four Braves recorded at least 100 RBI in the same season, the other(s): Gary Sheffield (132), Andruw Jones (116), Javy López (109) and Hall-of-Famer Chipper Jones (106) in 2003.
- Along with Acuña Jr. (41/106) and Olson (54/139), formed the third trio of teammates to have such a season (40 HR/100 RBI) in the same year.
 - Colorado did so in back-to-back years, with Ellis Burks, Vinny Castilla and Andrés Galarraga accomplishing the feat in 1996 and Castilla, Galarraga and Hall-of-Famer Larry Walker in 1997.
- Hit a pair of home runs (grand slam, solo), May 3 at Miami – both off LHP Braxton Garrett.
 - The second longball marked the 200th off his 11-year big league career.
 - His four multi-homer games in 2023 were tied for his most, within a single-season, also: 2017 with Miami.
 - Other multi-homer games in 2023: July 29 vs. Milwaukee, August 21 vs. New York (NL) and October 1 vs. Washington.
- Celebrated 10 years of MLB service time on May 17.

- Homered in three straight games, on three separate occasions: May 24 vs. Los Angeles (NL) – May 26 vs. Philadelphia, July 28-30 vs. Milwaukee and August 21-23 vs. New York (NL).

✎ Had one such streak over the previous three seasons combined: May 17-18, 2022 at Milwaukee – May 20 at Miami.

- Was ejected by home plate umpire, Ryan Blakney, following a called third strike, August 5 at Chicago (NL).

✎ Marked the first ejection of his 11-year MLB career

✎ He was the only Braves player to be ejected during the 2023 season.

- Hit his 24th home run of the season, a three-run shot off RHP Luis Severino, August 15 vs. New York (AL).

✎ Surpassed his 2022 total in 103 games... Hit 23 home runs in 124 games in 2022.

- Hit safely in 16 straight games, spanning August 4-19; matching the longest hitting streak of his career, and first since April 30-May 16, 2016 with Miami.

- Became the fifth Brave to reach 25 home runs during the 2023 season, August 21 vs. New York (NL) off LHP David Peterson (solo); establishing the single-season franchise record.

✎ The club had four players eclipse 25 home runs in 1998, '03, '06 and '21.

- Collected three hits in consecutive games, homering in both contests (solo, two-run), August 22-23 vs. New York (NL).

✎ Marked the third time in his career that he's recorded back-to-back three-hit games and first instance since 2017 with Miami.

- Hit game-tying, solo home run in the ninth inning, September 27 vs. Chicago (NL), off RHP Mark Leiter Jr.; his 37th of the season – matching his career-high, set with Miami in 2017.

✎ Marked his sixth career game-tying or go-ahead home run in the ninth-inning or later.

- Went deep twice in the regular season finale (three-run, solo), October 1 vs. Washington.

✎ His two home runs and five RBI on the afternoon put him at exactly 40 home runs and 100 RBI on the season.

- From August 21 through season's end, he reached base safely in 36 of 37 contests, while recording at least one hit in 30 games.

✎ Produced two, 18-game on-base streaks over that stretch: August 21-September 9 and September 11 (G1)-season's end.

✎ In total, slashed .340/.410/.778 with 16 home runs, 13 doubles and one triple, while recording 40 RBI.

✎ Led all qualifiers in home runs, extra-base hits (30), RBI, slugging percentage and OPS (1.188); ranked fourth in doubles; fifth in batting average.

- Totaled six home runs, six doubles and one triple over his final 13 regular season games, spanning September 17-October 1.

✎ Hit .365 (19-for-52), with a 1.296 OPS over that span.

- Received one ninth-place vote in the National League MVP voting; finishing 19th.

MAJOR LEAGUE NOTES

- Participated in a back-to-back home run sequence five times in 2022; most among National Leaguers and fourth-most in the majors.
- Recorded the third-longest hit streak by a Brave in 2022, trailing Austin Riley's 18-gamer (7/5-26) and Michael Harris II's 15-gamer (8/22-9/9).

✎ Was a 12-game hitting streak from May 13-25, the longest of the season for Ozuna and his best since hitting in 12 straight from April 1-13, 2018 with St. Louis.

- In 2020, he ranked top-10 in the National League in the following categories: home runs (18, 1st), RBI (56, 1st), total bases (145, 1st), hits (77, 2nd), extra-base hits (32, T2nd), batting average (.338, 3rd), on-base % (.431, 3rd), slugging percentage (.636, 3rd), OPS (1.067, 3rd), AB/HR (12.67, 6th), walks (38, T6th) and fWAR (2.5, T10th).

✎ He posted single-season career bests in each of the three slash line categories – batting average, on-base percentage, slugging percentage.

✎ Extrapolated over a full 162-game season, Ozuna's totals paced to 49 home runs and 154 RBI.

- His 56 RBI were the most by an Atlanta-era player (since 1966) in the first 60 games of a season, surpassing Andres Galarraga, who had 55 RBI in that period in 1998.

✎ The franchise's modern-era record is 57 by Wally Berger in 1935.

- Of his 56 RBI, 25 came with two outs; tied for second-most in the majors, along with Chicago's (AL) Eloy Jiménez, while trailing New York's (AL) Luke Voit (26).
 - ✎ Slashed .333/.440/.619 (28-for-56) with two outs.
- He was one of 15 players and three Braves to appear in at least 60 games, along with Freddie Freeman and Dansby Swanson.
 - ✎ Starling Marte led the majors with 61 games played, after beginning the season with Arizona and finishing the campaign with Miami.
- Hit a career-best three home runs, September 1, 2020 at Boston, driving in six...He hit a two-run homer in the first inning, a solo shot in the seventh and a three-run homer in the eighth.
 - ✎ It was the 24th three-homer game by a Braves player in the franchise's modern era (since 1900), and the first since Matt Kemp, April 29, 2017 at Milwaukee...Teammate Adam Duvall would record a three-homer effort in the Braves' next game, September 2 vs. Boston.
 - ✎ Ozuna was the 15th player from a visiting team with a three-homer game at Fenway Park, and the first to ever do so from a NL club.
 - ✎ His six RBI were the most by a Braves player in a single game since 2008, when Jeff Francoeur drove in seven, April 12 at Washington (3-for-5, 2 HR).
 - ✎ His second homer was the 1,000th hit of his career...Ozuna became the 60th Dominican-born player to reach that milestone, and one of 75 active major leaguers to have done so.
- In September, he led all National League qualifiers with a .394 batting average (41-for-104), while hitting 10 home runs and recording 33 RBI.
 - ✎ Ranked third in on-base percentage (.488) and slugging percentage (.750).
 - ✎ Across the majors, teammate Adam Duvall (11) was the only player with more home runs during the month.
 - ✎ Matched Freddie Freeman (June 2019) for the most RBI within a single-calendar month in the Atlanta-era (since 1966).
 - ✎ In the Atlanta-era (since 1966), he became the fifth Brave to eclipse 30-RBI within a calendar month, following Freeman, Bob Horner (32, July 1980), Mark Teixeira (32, August 2007) and Dale Murphy (30, August 1986).
- Recorded his first career five-hit game on September 11, 2020 at Washington...Went 5-for-6 with four RBI, one run and one walk.
 - ✎ Marked the first five-hit game by a Brave since Nick Markakis, April 4, 2019 vs. Chicago (NL).
 - ✎ Across the majors, it was one of six five-hit games during the 2020 season.
- He eclipsed 20 home runs and 75 RBI in each season from 2016-2019.
 - ✎ This stretch began with a 23-homer season in 2016, a total he matched in 2018...Hit a career-best 37 homers in 2017 and added 29 in 2019.
 - ✎ In 2019, he hit 10 home runs in April; tied for the National League lead, along with Los Angeles' Cody Bellinger and Milwaukee's Christian Yelich.
- In 2017, he won his first career Silver Slugger Award after logging a career-high 124 RBI; third-most in the majors.
 - ✎ It's the second-most RBI, within a single-season, in Marlins franchise history, behind Giancarlo Stanton (132, 2017).
 - ✎ Established career-best marks in games played (159), home runs (37), doubles (30), walks (64) and runs (93).
- Received the NL Gold Glove Award (LF).
 - ✎ Led all players at his position in putouts (305) and fielding percentage (.984), while ranking second in outfield assists (10).
- Was the starting left fielder for the National League during the 2017 All-Star Game at Marlins Park.
 - ✎ Marked his second career All-Star selection, also: 2016.
 - ✎ Totaled 70 RBI before the All-Star break; tied for the major league-lead.
- He earned his first NL All-Star selection in 2016, when he started in center field for the National League.
 - ✎ Went 1-for-2 with an RBI-single.
- Made his MLB debut, April 30, 2013 vs. New York (NL), as a member of the Marlins...Started in right field, batting sixth (1-for-3).
 - ✎ Recorded his first career hit (single), in the bottom of the fifth inning, off RHP Jeremy Hefner.
 - ✎ Hit his first career home run (solo), May 4, 2013 at Philadelphia, off LHP Cole Hamels.

MINOR LEAGUE NOTES


- **Awards:** 2x MiLB.com Organization All-Star (2011-12 with Miami)...2012 Rawlings MiLB Gold Glove (RF)...2012 Florida State League Mid-Season All-Star...2012 Florida State League Post-Season All-Star...2010 New York Penn League Mid-Season All-Star...Southern League Player of the Week (4/29/13).
- Tabbed by Baseball America as the No. 75 prospect pre-2013.
- In 2012, he led the Florida State League in home runs (24) and RBI (89), en route to Mid and Post-Season All-Star honors.
 - ✎ Also, earned a Rawlings Minor League Gold Glove in right field...Registered a .988 fielding percentage (3 errors/257 total chances).
- In 2011, he helped Single-A Greensboro win South Atlantic League Championship.
 - ✎ Batted .353 with three home runs, 10 RBI and eight runs in seven playoff games.
 - ✎ Led all playoff participants in home runs, RBI and runs.

PERSONAL

- Marcell's cousin, Pablo Ozuna, played for four different clubs as an infielder over his seven-year major league career.
 - ✎ Pablo was a member of the 2005 World Series champion Chicago White Sox.

TRANSACTIONS

- Signed by the Florida Marlins as a non-drafted free agent on February 15, 2008...Signed by Albert Gonzalez and Sandy Niri.
- On Miami's disabled list (torn left thumb ligament) from July 23 to the end of the 2013 season...Transferred to the 60-Day IL on August 19.
- Acquired by the St. Louis Cardinals from the Miami Marlins on December 14, 2017, in exchange for RHP Sandy Alcántara, outfielder Magneuris Sierra, RHP Zac Gallen (minors) and LHP Daniel Castano (minors).
- On St. Louis' disabled list (right shoulder inflammation) from August 22 to September 1, 2018.
- On St. Louis' injured list (fractured fingers on his right hand) from June 29 to August 3, 2019...Included a rehabilitation assignment with Triple-A Memphis.
- Signed a one-year, \$18 million contract with the Atlanta Braves on January 21, 2020.
- On Atlanta's injured list (left middle and ring finger fractures) from May 28, 2021...Was placed on the club's restricted list on September 10, before returning from the injured list.
- Signed a four-year, \$65 million contract with the Atlanta Braves on February 5, 2021...The deal included a \$16 million club option and a \$1 million buyout for the 2025 season.
- Atlanta exercised its \$16 million club option for 2025 on November 4, 2024.





NON-ROSTER INVITEE

ENOLI PAREDES

86

RIGHT-HANDED PITCHER

Full Name: **Enoli Norverto Paredes**

Bats: **Right**

Throws: **Right**

Height: **5-10**

Weight: **184**

DOB: **September 28, 1995**

Opening Day Age: **29**

Born: **El Limón, DR**

Resides: **El Limón, DR**

MLB Debut: **July 24, 2020**

MLB Service Time: **2.060**

Acquired: **Signed as minor league free agent, November 11, 2024**

Contract Status: **Signed through 2025**

2024

- Pitched for both the Milwaukee Brewers (17 games) and the Chicago Cubs (1 game), combining to go 1-0 with a 1.66 ERA (4 ER/21.2 IP).
 - Selected to Milwaukee's major league roster on May 24, 2024.
- Prior to his selection to the roster, pitched 23 games for Triple-A Nashville (MIL) and registered a 1.73 ERA (5 ER/26.0 IP).
- Placed on Milwaukee's 15-day injured list on July 3, 2024 with right elbow tendinitis...Subsequently transferred to 60-day injured list and was reinstated on September 12.
 - Designated for release or assignment by Milwaukee on September 20, 2024.
 - Claimed off waivers by Chicago (NL) from Milwaukee on September 23.
- His pitch mix included a four-seam fastball (40.4%), slider (37.6%) and a sinker (21.9%).

MAJOR LEAGUE NOTES

- Has 55 games of major league experience, going 4-3 with a lifetime 3.00 ERA (18 ER/54.0 IP).
 - Paredes' MLB outings have come with the Houston Astros (37 games), Milwaukee Brewers (17 games) and the Chicago Cubs (1 game).
- Among active pitchers with at least 55 career games, Paredes' 0.2 home runs-per-9.0 innings ratio is second-best in MLB...Cade Smith (CLE) is the only active pitcher with a better mark (0.1).
 - Paredes has allowed just a single home run in 54.0 major league innings.
 - San Diego's Manny Machado tagged him for a go-ahead, eighth inning home run in his debut season, 2020, five years ago.

CAREER HIGHS

Most Innings Pitched

2.0, 5x, last: 8/7/20, HOU at OAK

Most Runs

3, 2x, last: 5/25/21, HOU vs. LAD

Most Earned Runs

3, 5/25/21, HOU vs. LAD

Most Hits Allowed

3, 2x, last: 9/14/24, MIL at ARI

Most Home Runs Allowed

1, 8/23/20, HOU at SD

Most Walks

2, 12x, last: 7/2/24, MIL at COL

Most Strikeouts

5, 8/7/20, HOU at OAK

Longest winning streak

2 decisions, 9/8-9/19/20

Longest losing streak

2 decisions, 8/23-9/5/20

- Made his major league debut with Houston in 2020.
 - Prior to his debut, didn't have any appearances above the Double-A level.

MINOR LEAGUE NOTES

- Was a 2017 Midwest League All-Star at Class-A Quad Cities and a 2019 Carolina League All-Star at Class-A Fayetteville.
- Paredes was also named an MiLB.com Organization All-Star while in Houston's system in 2022.
 - ▲ Also chosen as a postseason All-Star that year.
- Spent the entire 2023 season with Triple-A Sugar Land (HOU), where he held opponents to a .198 batting average and 66 strikeouts in 54.1 innings pitched.

POSTSEASON

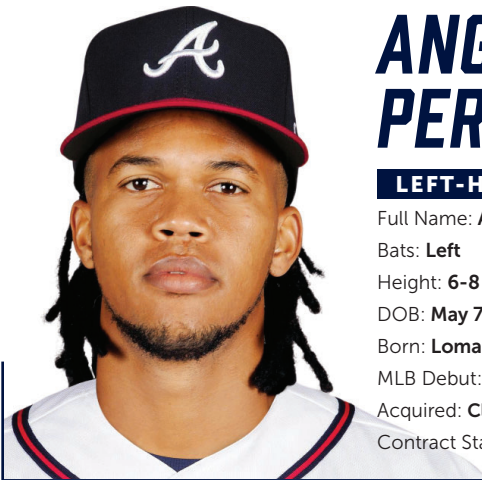
- Paredes has seven games of postseason experiences, all coming in Houston's run to the ALCS in 2020.
 - ▲ Across those contests, owns a 5.14 ERA (4 ER/7.0 IP).
- Pitched in three games of the ALDS and in four games of the ALCS.
 - ▲ Logged a pair of holds and held Oakland scoreless in his three ALDS appearances.
 - ▲ In four ALCS outings, allowed four earned runs in 2.2 innings against Tampa Bay.

PERSONAL

- He and his wife, Raquel, have a daughter, Emily.

TRANSACTIONS

- Signed by Atlanta as a minor league free agent on November 11, 2024.
- Outrighted by Chicago (NL) on November 4, 2024, subsequently declaring free agency.
- Claimed off waivers by Chicago (NL) from Milwaukee on September 23.
- Designated for release or assignment by Milwaukee on September 20, 2024.
- Placed on Milwaukee's 15-day injured list on July 3, 2024 with right elbow tendinitis...Subsequently transferred to 60-day injured list and was reinstated on September 12.
- Selected to Milwaukee's major league roster on on May 24, 2024.
- Signed by Milwaukee as a minor league free agent on November 21, 2023.
- Outrighted by Houston on November 6, 2023, and subsequently declared free agency.
- Placed on 10-day injured list on June 11, 2021 with right shoulder inflammation...Reinstated on June 29.
- Placed on 10-day injured list on April 9, 2021 with a back strain...Reinstated on May 16.
- Selected to Houston's major league roster on November 20, 2019.
- Placed on the seven-day injured list on August 29, 2019 with a back strain...Reinstated on October 8.
- Placed on seven-day injured list on July 24, 2019 with a right elbow strain...Reinstated on August 9.
- Placed on seven-day injured list on August 24, 2018 with a back sprain...Reinstated on September 1.
- Placed on the seven-day injured list on June 6, 2017 with a right elbow strain...Reinstated on September 27.
- Signed with Houston as an international free agent on October 15, 2015.



ANGEL PERDOMO

68

LEFT-HANDED PITCHER

Full Name: **Ángel David Perdomo**
Bats: **Left** Throws: **Left**
Height: **6-8** Weight: **265**
DOB: **May 7, 1994** Opening Day Age: **30**
Born: **Loma De Cabrera, DR** Resides: **Santo Domingo, DR**
MLB Debut: **August 18, 2020** MLB Service Time: **2.131**
Acquired: **Claimed off waivers from Pittsburgh, November 6, 2023**
Contract Status: **Signed through 2025**

2024

- Missed the entire season while recovering from Tommy John surgery.
 - Underwent Tommy John surgery on October 6, 2023.

MAJOR LEAGUE NOTES

- Pitched in 50 games in 2023, including 30 at the major league level, in Pittsburgh's organization.
 - Recorded a 3-2 record in the big leagues and posted a 3.72 ERA (12 ER/29.0 IP) with 44 strikeouts and 11 walks.
 - Held left-handed batters to a .125 batting average (5-for-40) in the majors.
- In 2022, went a combined 4-2 with a 1.85 ERA (7 ER/ 34.0 IP), 56 strikeouts, .149 batting average against and 1.03 WHIP in 26 appearances (two starts) between Triple-A Nashville (MIL Triple-A), the ACL Brewers Blue and Durham (TB Triple-A).
 - Allowed two unearned runs while striking out 15 batters in 8.0 innings in his first seven outings with Durham.
 - Allowed one earned run in 13.2 innings while posting a .091 batting average against and 0.51 WHIP in nine appearances (two starts) during the month of August.
 - Allowed six of his seven earned runs on the season in nine appearances during the month of September.

CAREER HIGHS

Most Innings Pitched
2.1, 6/3/23, PIT vs. STL

Most Runs
4, 4/23/21, MIL at CHC

Most Earned Runs
4, 4/23/21, MIL at CHC

Most Hits Allowed
3, 8/18/23, PIT at MIN

Most Home Runs Allowed
1, 7x, last: 7/25/23, PIT at SD

Most Walks
3, 3x, 8/10/21 (2), MIL at CHC

Most Strikeouts
4, 8/9/23, PIT vs. ATL

Longest winning streak
2 decisions, 5/1/21-6/5/23

Longest losing streak
None

MINOR LEAGUE NOTES

- In 2018 was named a High-A Florida State League All-Star (midseason).
- Participated in the 2016 SiriusXM All-Star Futures Game.
 - Current Braves Reynaldo López and Joe Jiménez also participated on that team.


PERSONAL

- Wife's name is Danizta...Has two sons; Angel and Azel.

TRANSACTIONS

- Placed on the 10-day injured list on May 30, 2021.
- Placed on the 10-day injured list on August 11, 2021 with a back strain...Was subsequently transferred to the 60-day injured list on September 1.
- Placed on the seven-day injured list on April 12, 2022, and was subsequently transferred to the 60-day injured list on June 13.
- Claimed off waivers by Tampa Bay from Milwaukee on July 19, 2022.

- Signed a one-year contract with Pittsburgh on June 3, 2023.
- Placed on the 15-day injured list on August 19, 2023 with a left forearm strain...Was subsequently transferred to the 60-day injured list on August 24.

 Underwent Tommy John surgery on October 6.

- Claimed off waivers by Atlanta from Pittsburgh on November 6, 2023.
- Signed by Atlanta to a major league contract on January 9, 2024.
- Placed on the 15-day and 60-day injured lists to start the 2024 season while recovering from left elbow UCL reconstruction surgery...Reinstated from injured list on November 4.

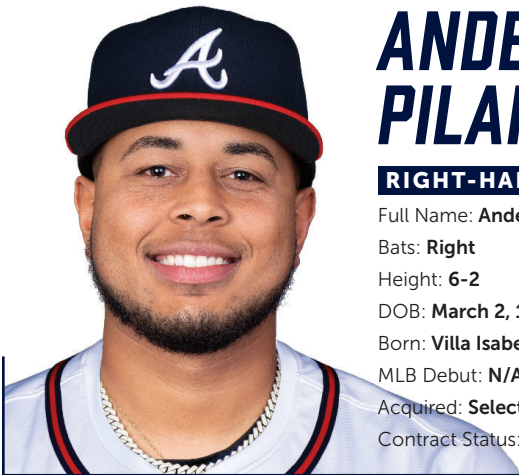
2024 SHUTOUTS

The Braves pitching staff threw a major league-best 17 shutouts during the 2024 season...In the Atlanta-era (since 1966), it's the sixth time the club has tossed as many shutouts within a season, also: 1992 (24), 1998 (23), 1974 (21), 2021 (18), 1997 (17).

Of the club's 17 shutouts, 12 were at Truist Park; tied for second-most by the club at home, within a single-season, in the Atlanta-era (since 1966)...Atlanta logged 13 home shutouts in 1992 at Atlanta-Fulton County Stadium and 12 in 1974 at Atlanta Stadium.

Conversely, Atlanta was shutout 11 times – thus, 28 of the club's 162 games (17.3%) resulted in a shutout for either team.

Date	Opponent	Score	Opposition Hits	Winner-Loser-Save
4/1	at CWS	9-0 (8)	3	Morton-Flexen-None
4/22	vs. MIA	3-0	8	Elder-Weathers-Iglesias
4/23	vs. MIA	5-0	3	Fried-Rogers-None
5/8	vs. BOS	5-0	7	Sale-Pivetta-None
5/13	vs. CHC	2-0	5	Kerr-Wisneski-Minter
5/14	vs. CHC	7-0	3	Sale-Taillon-None
5/20 (2)	vs. SD	3-0	7	Sale-Vásquez-Iglesias
5/23	at CHC	3-0	4	Lee-Wesneski-Iglesias
5/28	vs. WSH	2-0	7	Fried-Barnes-Iglesias
6/19	vs. DET	7-0	8	López-Skubal-None
7/7	vs. PHI	6-0	5	López-Mercado-None
7/27	at NYM	4-0	4	Schwellenbach-Megill
8/12	at SF	1-0 (10)	4	Iglesias-Rogers-None
9/3	vs. COL	3-0	6	Sale-Freeland-Iglesias
9/10	at WSH	12-0	3	Chavez-Gore-None
9/27	vs. KC	3-0	3	Fried-Singer-Iglesias
9/30 (2)	vs. NYM	3-0	3	Hernández-Lucchesi-Iglesias



ANDERSON PILAR

63

RIGHT-HANDED PITCHER

Full Name: **Anderson Pilar**

Bats: **Right**

Height: **6-2**

DOB: **March 2, 1998**

Born: **Villa Isabela, DR**

MLB Debut: **N/A**

Acquired: **Selected in Rule 5 Draft from MIA, Dec. 11, 2024**

Contract Status: **Signed through 2025**

Throws: **Right**

Weight: **238**

Opening Day Age: **27**

Resides: **Villa Isabela, DR**

MLB Service Time: **0.000**

2024

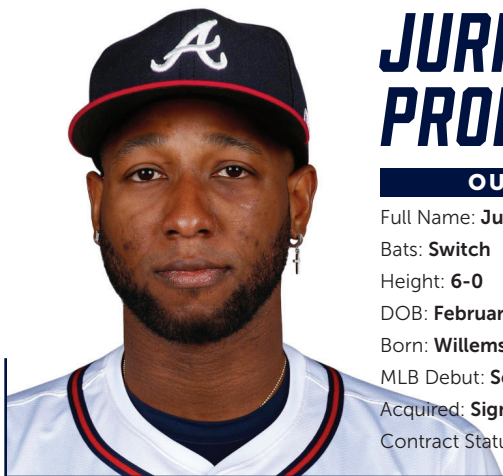
- Rose from High-A Beloit to Triple-A Jacksonville in Miami's system last year, posting a 2.64 ERA (17 ER/58.0 IP) across each stop.
 - Spent most of the season with Double-A Pensacola, where he logged a 3.34 ERA (12 ER/32.1 IP) in 23 games.
- Allowed only five home runs in 58.0 minor league innings, good for a 0.8 home runs-per-9.0 innings ratio.
- Pitched more than 1.0 inning in 20 of his 37 outings.
- Struck out a season-high six batters across 3.0 innings versus the High-A South Bend Cubs on April 21.
- Twenty-eight of his 37 minor league outings were scoreless.

MINOR LEAGUE NOTES

- Owns a career 2.86 ERA (118 ER/371.1 IP) across eight seasons in the minor leagues.
 - Has made 213 career minor league appearances (17 starts).
 - Has limited opponents to only 19 home runs in 371.1 innings (0.5 home runs-per-9.0 innings).
- Pitched in Colorado's system from 2016-'23, before signing with Miami in the offseason following the 2023 campaign.
- Named the NWL Pitcher of the Week for the time period including August 27, 2023...Won the award while pitching for the High-A Spokane Indians (COL).

TRANSACTIONS

- Selected by Atlanta from Miami in the Rule 5 Draft on December 11, 2024.
- Placed on the seven-day injured list on June 26, 2024 with a right elbow strain...Reinstated on July 12.
- Signed with Miami as a minor league free agent on December 13, 2023.
- Declared minor league free agency on November 6, 2023.
- Signed by Colorado as an international free agent on November 4, 2015.



JURICKSON PROFAR

7

OUTFIELDER

Full Name: **Jurickson Barthelomeus Profar**
Bats: **Switch** Throws: **Right**
Height: **6-0** Weight: **184**
DOB: **February 20, 1993** Opening Day Age: **32**
Born: **Willemstad, Curacao** Resides: **Willemstad, Curacao**
MLB Debut: **September 2, 2012** MLB Service Time: **10.165**
Acquired: **Signed as a free agent, January 23, 2025**
Contract Status: **Signed through 2027**

NOTES TO KNOW

- Made his major league debut, September 2, 2012 at Cleveland, as a member of the Rangers... Hit a solo home run in his first career plate appearance, off RHP Zach McAllister.
 - At 19 years, 195 days-old, he became the third teenager since the founding of the National League in 1876 to hit a home run in his first career plate appearance and the youngest in American League history (est. 1901).
- Played for The Netherlands in the 2013, 2017 and 2023 World Baseball Classics.
 - Was selected to back-to-back Futures Games for the World Team in 2011-12.
 - Led Curaçao to the Little League World Series title in 2004 and to the title game in 2005.
- He's appeared in 1,119 major league games; fourth-most in MLB history by a player born in Curaçao, following Andruw Jones (2,196), Andrelton Simmons (1,225) and Jonathan Schoop (1,188).
 - Of the 17 players in MLB history born in Curaçao, seven have played for the Braves: Andruw Jones (1996-07), Randall Simon (1997-99), Jair Jurrjens (2008-12), Andrelton Simmons (2012-15), Ozzie Albies (2017-Pres.), Kenley Jansen (2022) and Profar (2025-Pres.).
- During the 2024 season, he was one of seven major league qualifiers to rank in the 90th percentile-or-better in whiff rate (17.0%) and chase rate (21.9%).
 - Of that group, he was the only player to also rank in the 70th percentile-or-better in hard-hit percentage (44.4%).

CAREER HIGHS

Most Runs
3, 14x, last: 8/4/24, SD vs. COL

Most Hits
5, 8/2/22, SD vs. COL

Most Doubles
2, 16x, last: 8/9/24, SD at MIA

Most Triples
1, 17x, last: 6/6/23, COL vs. SF

Most Home Runs
2, 4x, last: 7/26/24, SD at BAL

Most RBI
5, 2x, last: 4/9/19, OAK at BAL

Most Walks
4, 8/30/24, SD at TB

Most Stolen Bases
1, 57x, last: 9/22/24, SD vs. CWS

Longest Hitting Streak
13 games, 2x, last: 6/16-6/30/24

- Over the last two seasons, he's produced the largest increase in hard-hit percentage (+12.6%) and average exit velocity (+4.6 mph) among all Statcast qualifiers.
- Signed a three-year, \$42 million contract (2025-27) with the Atlanta Braves on January 23, 2025.

FRONT OFFICE
MANAGER & STAFF
JURICKSON PROFAR
SEASON IN REVIEW
PLAYER DEVELOPMENT
BRAVES HISTORY
OPPONENTS
MISCELLANEOUS

MAJOR LEAGUE AWARDS

- 🏆 2024 NL All-Star (San Diego).
- 🏆 2024 NL Silver Slugger (2024, OF, San Diego).
- 🏆 2018 Rangers Richard Durrett Hardest Working Man Award.

POSTSEASON

- He's slashed .258/.340/.292 (23-for-89), with one home run, six RBI and eight runs in 27 career postseason games across nine series, with Texas (2012), Oakland (2019) and San Diego (2020, '22, '24).
- Made his postseason debut, in the 2012 AL WC Game vs. Baltimore, as a member of the Rangers...Entered as a pinch-hitter in the bottom of the ninth inning with the club down to its final out and singled off RHP Jim Johnson.
 - 🏆 At 19 years, 228 days-old, he became the sixth teenager in MLB history to record a hit in a postseason game, joining Freddie Lindstrom (5x, 1924 WS vs. WSH), Phil Cavarretta (2x, 1935 WS vs. CHC), Hall-of-Famer Mickey Mantle (1951 WS Game 2 vs. NYG), Willie Crawford (1965 WS Game 1 at MIN) and Andruw Jones (5x, 1996 NLCS vs. STL – WS vs. NYY).
 - 🏆 Bryce Harper, then a member of the Nationals – also appeared as a teenager during the 2012 postseason.
 - 🏆 Also, became the eighth-youngest player to appear in a postseason game.
- In 2022, he started all 12 of the San Diego's postseason games in left field...Reached base safely in 11 of 12 contests, including eight consecutive games from NLDS Game 2 at Los Angeles through NLCS Game 5 at Philadelphia.
 - 🏆 He slashed ..250/.365/.318 (11-for-44), with one home run, five RBI and six runs.
 - 🏆 Led the club with eight walks...His 11 hits were bested only by Manny Machado (13).
- Hit a three-run home run in NLWC Series Game 1 at New York (NL), off RHP Max Scherzer...Stands as his lone career postseason home run to date.
 - 🏆 Became the seventh Padre with as many as three RBI in a postseason game, following Kevin McReynolds (1984 NLCS Game 3 vs. CHC), Steve Garvey (1984 NLCS Game 4 vs. CHC), Kurt Bevacqua (1984 WS Game 2 vs. DET), Greg Vaughn (1998 WS Game 1 at NYY), Fernando Tatis Jr. (2020 NLWC Series Game 2 vs. St. Louis) and Wil Myers (2020 NLWC Series Game 2 vs. St. Louis).

- In 2024 NLDS Game 2 vs. Los Angeles (NL), he robbed a would-be Mookie Betts' home run in the first inning by reaching into left field bleachers – preserving San Diego's 1-0 lead.
 - 🏆 According to Statcast, the batted ball would have been a home run in 19-of-30 MLB ballparks.

2025

- Prior to the 2025 season, he signed a three-year, \$42 million contract with the Atlanta Braves on January 23, 2025.
- Listed No. 84 on MLB Network's "Top 100 Players Right Now" list...Was unranked, entering 2024.

2024

- **Awards:** National League All-Star...NL Silver Slugger (OF)...Placed 14th in NL MVP voting.
- **MLB Ranks:** Hit by pitch (T-5th, 18), on-base percentage (7th, .380), times on base (9th, 252).
- **NL Ranks:** Games played (T-8th, 158), walks (T-8th, 76), runs (9th, 94), sacrifice bunts (T-10th, 5).
- Prior to the 2024 season, he signed a one-year, \$1 million contract with the San Diego Padres on February 12, 2024.
- 32-year-old Jurickson Profar completed his 11th major league season (fifth with San Diego), posting a slash line of .280/.380/.459 (158-for-564) in 158 games.
 - 🏆 He hit 24 home runs and 29 doubles, while recording 85 RBI and 94 runs...Went 10-for-13 in stolen base attempts.
 - 🏆 Established his career-highs in games played (158), multi-hit games (36), hits (158), home runs (24), RBI (85), runs (94), total bases (259), on-base percentage (.380) and OPS (.839).
 - 🏆 Matched his career-high stolen bases (10, 2018, '21).
- Made his eighth career Opening Day roster (2017-24) and fourth with the Padres.
 - 🏆 He's started in his club's season opener six times, making four starts in left field (2017 with Texas and 2021-22, '24 with San Diego) and two starts at second base (2019 with Oakland and 2020 with San Diego).
- Started 158 of the club's games; 148 in left field, eight as the club's designated hitter and two at first base.

- Started each of the club's seven postseason games, all in left field.
 - ✎ Combined to hit .200 (5-for-25), with one RBI and one run.
- In NLDS Game 2 vs. Los Angeles (NL), he robbed a would-be Mookie Betts' home run in the first inning by reaching into left field bleachers – preserving San Diego's 1-0 lead.
 - ✎ According to Statcast, the batted ball would have been a home run in 19-of-30 MLB ballparks.
- During the 2024 season, he was one of seven major league qualifiers to rank in the 90th percentile-or-better in whiff rate (17.0%) and chase rate (21.9%).
 - ✎ Of that group, he was the only player to also rank in the 70th percentile-or-better in hard-hit percentage (44.4%).
- Connected with his first longball of the season (grand slam), April 6 at San Francisco, off RHP Keaton Winn.
 - ✎ Marked his third career grand slam and first since April 10, 2022 at Arizona, off LHP Caleb Smith.
 - ✎ It's the second instance in club history in which San Diego won a game 4-0 via a first inning grand slam, last: May 23, 1994 vs. San Francisco (Luis Lopez).
- Collected four extra-base hits and 10 RBI over a season-best 13-game hitting streak from June 16-30.
 - ✎ Matched the longest hitting streak of his 11-year MLB career, also: May 27-June 10, 2016, as a member of the Rangers.
- Delivered a two-run, walk-off single in the bottom of the 10th inning, June 24 vs. Washington.
 - ✎ Marked his third career walk-off hit/RBI.
 - ✎ Officially scored a single, as he did not touch second base.
- Reached base safely in 21 consecutive games from June 6-30...Posted a .379 on-base percentage during the run.
 - ✎ It's the second-longest on-base streak of his 11-year MLB career, shy of a 37-game stretch from April 15-May 30, 2023, as a member of the Rockies.
- Connected on his 100th career home run (solo), July 5 vs. Arizona, off RHP Paul Sewald.
- Elected as the starting left fielder for the National League, batted ninth, in the 2024 All-Star Game, July 16 at Texas' Globe Life Field; his first career nod.
 - ✎ Went 1-for-2, with a single off Boston's RHP Tanner Houk and a run scored.
- Hit a pair of home runs, July 26 at Baltimore (both two-run).
 - ✎ Marked his fourth career multi-homer game and first as a member of the Padres.
- Established his single-season career-high in home runs (21) and RBI (79), August 25 vs. New York (NL).
 - ✎ His previous highs were 20 home runs, twice (2018 with Texas and 2019 with Oakland) and 77 RBI (2018 with Oakland).

2023

- Prior to the 2023 season, he signed a one-year, \$7.5 million contract with the Colorado Rockies on March 19, 2023.
- Completed his 10th major league season, posting a .242/.321/.368 slash line (111-for-459) in 125 games with Colorado (111) and San Diego.
 - ✎ He hit nine home runs, 27 doubles and two triples, while recording 46 RBI and 55 runs...Went 1-for-1 in stolen base attempts.
 - ✎ Notched the longest on-base streak of his career (37 games).
- Made his seventh career Opening Day roster (first with Colorado).
- Between the two clubs, he primarily played left field, appearing in 95 games and making 90 starts...Also saw action in right field; two games, one start, first base; five games, four starts and second base; one game.

✎ Posted a .977 fielding percentage (four errors/172 total chances) across his 97 games in the outfield.

- Paced the majors with a career-best 37-game on-base streak, spanning April 15-May 30.

✎ Posted a .341 on-base percentage over that span.

- Hit a pair of home runs (solo, two-run), May 9 at Pittsburgh.

✎ Marked his third career multi-homer game, also: June 6, 2018 vs. Oakland, as a member of the Rangers and July 17, 2019 vs. Seattle, as a member of the Athletics.

- Went 4-for-5, with one double, one triple, two RBI and one run, June 6 vs. San Francisco.

✎ Marked his fifth career four-hit game; one shy of his career-high five hits, August 2, 2022 vs. Colorado, as a member of the Padres.

- Was released by Colorado on August 27...Signed a minor league contract with the San Diego Padres on August 31.

✎ Played four games with San Diego's Triple-A El Paso, before having his contract selected by the big league club on September 8.

- Reached base safely in nine of his 14 games after re-joining San Diego, hitting .295 (13-for-44), with one home run, two doubles, seven RBI and four runs.

- Tallied consecutive three-hit games for the first time in his 10-year MLB career, September 9-10 at Houston.

- Drove in a season-high four runs, September 30 at Chicago (AL).

✎ Marked his first four RBI game since April 10, 2022 at Arizona, as a member of the Padres.

2022

- Completed his ninth major league season (third with San Diego), posting a slash line of .243/.331/.391 (140-for-575) in 152 games.

✎ He hit 15 home runs, 36 doubles and two triples, while recording 58 RBI and 82 runs...Went 5-for-6 in stolen base attempts.

✎ Established career-highs in games played (152), hits (140), doubles (36) and walks (73).

✎ Matched his career-high in runs (82, also: 2018).

- Made his sixth career Opening Day roster (third with San Diego).

- Started 152 of the club's games; 141 in left field and six as the club's designated hitter...Made all 146 of his defensive appearances in left field.

✎ Recorded 10 outfield assists; fifth-most in the majors.

✎ Posted a .984 fielding percentage (four errors/243 total chances).

- Spent the majority of the season leading off...In 90 games batting leading off, he hit .262 (95-for-362), with nine home runs, 25 doubles, one triple, 32 RBI and 56 runs.

✎ His 25 doubles were third-most among National League leadoff hitters, behind Los Angeles' (NL) Mookie Betts (40) and New York's (NL) Brandon Nimmo (30).

✎ His .262 batting average ranked sixth among qualified National League leadoff hitters.

- Started all 12 of the club's postseason games in left field...Reached base safely in 11 of 12 contests, including eight consecutive games from NLDS Game 2 at Los Angeles through NLCS Game 5 at Philadelphia.

✎ He slashed .250/.365/.318 (11-for-44), with one home run, five RBI and six runs.

✎ Led the club with eight walks...His 11 hits were bested only by Manny Machado (13).

- Hit a three-run home run in NLWC Series Game 1 at New York (NL), off RHP Max Scherzer...Stands as his lone career postseason home run to date.

✎ Became the seventh Padre with as many as three RBI in a postseason game, following Kevin McReynolds (1984 NLCS Game 3 vs. CHC), Steve Garvey (1984 NLCS Game 4 vs. CHC), Kurt Bevacqua (1984 WS Game 2 vs. DET), Greg Vaughn (1998 WS Game 1 at NYY), Fernando Tatis Jr. (2020 NLWC Series Game 2 vs. St. Louis) and Wil Myers (2020 NLWC Series Game 2 vs. St. Louis).

- Declined his \$7.5 million player option for the 2023 season on November 7, 2022...Accepted a \$1 million buyout.

2021

- Prior to the 2021 season, he signed a three-year, \$21 million contract with the San Diego Padres on January 22, 2021...The deal included player options for the 2022 (\$6.5M, \$1M buyout) and 2023 (\$7.5M, \$1M buyout) seasons and a mutual option for the 2024 season (\$10M, \$1 buyout).
- Completed his eighth major league season (second with San Diego) posting a slash line of .227/.329/.320 in 137 games.
 - He hit four home runs, 12 doubles and two triples, while recording 33 RBI and 47 runs...Went 10-for-15 in stolen base attempts, matching his career-high in successful swipes (also: 2018).
- Made his fifth career Opening Day roster (second with San Diego).
- Appeared at five different positions: 36 in left field; 28 starts, 29 in right field; 24 starts, 20 in center field; 19 starts, 20 at first base; 12 starts and 10 at second base; six starts.
- On San Diego's injured list; twice – May 11-17 (health and safety protocols) and August 6-20 (undisclosed)...His second stint required a three-game rehab stint with Triple-A El Paso.
- In the month of August, he hit .338 (25-for-74), with two home runs, seven doubles and one triple...Recorded 12 RBI, to go along with a 977 OPS.
 - His .338 batting average paced the club and ranked fourth in the majors during the month (min. 85 plate app.).
- Exercised his \$6.5 million player option for the 2022 season on November 3, 2021.

2020

- Prior to the 2020 season, he was acquired by the San Diego Padres from the Oakland Athletics on December 2, 2019, in exchange for C Austin Allen and a player to be named later...The San Diego Padres sent OF Michael Reed (minors) to the Oakland Athletics on December 12, 2019, to complete the trade.
- Completed his seventh major league season (first with San Diego), posting a slash line of .278/.343/.428 (50-for-180) in 56 games.
 - He hit seven home runs and six doubles, while recording 25 RBI and 28 runs...Went 7-for-8 in stolen base attempts.
 - Established career-highs in batting average (.278) and on-base percentage (.343).

- Made his fourth career Opening Day roster (first with San Diego).
 - Started at second base in the club's season opener, July 24 vs. Arizona... Made 13 of his first 14 appearances of the season at second base, making 12 starts.
 - Following first baseman Eric Hosmer's return from the injured list on August 8, Jake Cronenworth moved to second base, with Profar primarily playing left field.
 - From August 10 through the end of the regular season, he played 36 games in left field, making 32 starts; four at second base; all starts and one game/start in center field in the regular season finale; his first career appearance at the position.
- Went 3-for-37 (.081) through his first 11 games played...From August 7 through the end of the regular season, he hit .329 (47-for-143); second-highest on the club over that span, behind Manny Machado (.333).
- Hit .429 (15-for-35) over an 11-game hitting streak from September 10-25.
 - Marked his longest such streak since his career-best 13-game streak in 2016.
 - Also, notched a 16-game on-base streak, spanning, September 5-25...Posted a .439 on-base percentage.
- Appeared in all six games during the club's postseason run, making four starts – all in left field.
 - Entered twice as a pinch-hitter (1-for-2).
 - Went 4-for-7 (.571) in the WC Series vs. St. Louis, before going 0-for-8 in the NLCS vs. Los Angeles.

2019

- Prior to the 2019 season, he was acquired by the Oakland Athletics from the Texas Rangers on December 21, 2018, as part of a three-team, seven player trade that involved the Tampa Bay Rays.
- Completed his sixth major league season (first with Oakland), posting a slash line of .218/.301/.410 (100-for-459) in 139 games.
 - He hit 20 home runs, 24 doubles and two triples, while recording 67 RBI and 65 runs...Went 9-for-10 in stolen base attempts.
 - Matched his career-high in home runs (20, also: 2018).
- Made his third career Opening Day roster (first with Oakland).

- Started a team-high 115 games at second base.
 - Among American League second basemen, he ranked third in total chances (479), putouts (221) and errors (13)...Tied for third in double plays (63).
- Started at second base in the Wild Card Game vs. Tampa Bay...Went 2-for-4, with a pair of singles.
 - Marked his first career postseason start and first postseason action since the 2012 AL WC Game, as a member of the Rangers.
- Hit 18 of his 20 home runs while playing second base; fourth-most among American Leaguers at the position.
 - Fell one longball shy of the single-season franchise record for home runs as a second baseman, held by Mark Ellis (19, 2007).
- Hit .305 (32-for-105) against left-handed pitching, compared to .192 (68-for-354) against right-handed pitching.
 - Of his 20 home runs, 17 were against right-handers.

2018

- **Awards:** Rangers Richard Durrett Hardest Working Man Award.
- **AL Ranks:** Hit by pitch (T-6th, 12), triples (T-8th, 6).
- Completed his fifth major league season (all with Texas), posting a slash line of .254/.335/.458 (133-for-524) in a career-high 146 games.
 - He hit 20 home runs, 35 doubles, and six triples, while recording 77 RBI and 82 runs – all career-highs...Went 10-for-10 in stolen base attempts, also a career-high.
 - Defensively, he led the majors with 25 errors; 13 at shortstop, 11 at third base and one at second base.
- Made his second career Opening Day roster (both with Texas).
- Was one of five American Leaguers to reach 20 home runs, 35 doubles, 75 RBI and 10 stolen bases, along with Boston's Mookie Betts, Houston's Alex Bregman and Cleveland's Francisco Lindor and José Ramírez.
- Became the fifth player in MLB history to appear in 10-or-more games at first base, second base, third base and shortstop, while hitting at least 20 home runs, within a single-season.
 - Joined Mark Bellhorn (2002), Rich Aurillia (2006), Jedd Gyorko (2016) and Marwin González (2017).

- Was hit by pitch three times on two occasions, June 9 vs. Houston and June 23 at Minnesota.
 - Became the second player in the Modern Era (since 1900) with multiple games of at least three HBP, within a single-season, joining Reed Johnson (2006).

2017

- Made his first career Opening Day roster.
 - Had three stints with the big league club: Opening Day-April 29, June 9-15 and July 5-7.
- In 22 games with the Rangers, he slashed .172/.294/.207/ (10-for-58).
- Spent the majority of the season with Triple-A Round Rock, slashing .287/.383/.428 (94-for-327) in 87 games.
- Played for Netherlands in the 2017 World Baseball Classic.
 - Hit .464 (13-for-28) with a 1.266 OPS.

2016

- Returned to the majors for the first time since the 2013 season...Batted .239 (65-for-272), with five home runs, six doubles, three triples, 20 RBI and 11 runs in 90 games.
- Made starts at five different defensive positions: third base (16), second base (15), first base (13), shortstop (10) and left field (8).
 - Across the majors, Houston's Marwin González was the only other player to start at least one game at five different defensive positions.
 - Was on the club's postseason roster, but did not appear in the ALDS against Toronto.
- Hit a solo home run in his fifth game since returning to big league action, May 31, 2016 at Cleveland, off RHP Corey Kluber.
 - Marked his first MLB home run since September 26, 2013 vs. Los Angeles (AL), when he was 20 years-old.

2015

- Spent the entire season on the 60-day DL following right shoulder surgery to repair a torn labrum on February 23.
 - After rehabbing, he combined to hit .256 (11-for-43) on a 12-game rehab assignment with Single-A Hickory (9) and Double-A Frisco (3).

2014

- Entered the season attempting to win a job as the Rangers starting second baseman, but was on the DL the entire season with a torn teres major muscle in his right shoulder.
 - Issues with his shoulder begin during a spring weight lifting session, then suffered the original torn muscle during a spring training game, March 21 vs. Milwaukee in Surprise.
- After resting the injury for several weeks, began to bat in extended Spring games in Arizona.
 - Re-injured the shoulder in late May and was shut down for another period.
 - Saw specialists Dr. James Andrews and Dr. Neal ElAttrache.

2013

- Started the campaign at Triple-A Round Rock, but was recalled to Texas on May 19 when Ian Kinsler went on the DL.
 - Subbed as the club's regular second baseman for a month while Kinsler was on DL, before finishing the season in a utility role.
 - He was the youngest American Leaguer to appear in a game for the second consecutive season.
- Hit a leadoff home run, May 26 at Seattle, off RHP Hisashi Iwakuma.
 - Marked his first career start in the leadoff spot.
 - At 20 years, 95 days-old, he became the fifth-youngest player in MLB history to hit a leadoff home run and the youngest since Lou Klimchuck (18 years, 348 days) of the Kansas City A's, September 28, 1958 at Chicago (AL).
- Entered as a pinch-hitter to lead off the bottom the ninth inning and hit a walk-off home run, September 26, 2013, off RHP Michael Kohn.
 - Joined Hall-of-Famer Jimmie Foxx (May 14, 1928 vs. CLE) as the only players in MLB history with a pinch-hit, walk-off home run, prior to turning 21-years-old.
- Near the end of 2013 spring training, the Curaçao native was added to The Netherlands roster for the semi-finals of the World Baseball Classic.

2012

- Spent most of the season with Double-A Frisco, appearing in 126 games.
- Had his contract selected by the Texas Rangers on August 31...He joined the big league club the following day in Cleveland.
 - He was the youngest American Leaguer to appear in a game during the 2012 season.
- Made his major league debut, September 2, 2012 at Cleveland, as a member of the Rangers... Hit a solo home run in his first career plate appearance, off RHP Zach McAllister.
 - Was a late addition to the starting lineup after second baseman Ian Kinsler was scratched with lower back stiffness... Veteran infielder Michael Young lobbied for Profar to play...Started at second base, batting ninth...Went 2-for-4, with a solo home run and a double.
 - At 19 years, 195 days-old, he became the third teenager since the founding of the National League in 1876 to hit a home run in his first career plate appearance and the youngest in American League history (est. 1901).
 - Became the first teenage switch-hitter to homer in a major league game since Dick Schofield, August 26, 1953 at New York Giants (18 years, 231 days)...The previous American Leaguer was Hall-of-Famer Mickey Mantle, September 19, 1951 vs. Chicago-AL (19 years, 334 days).
- In total, appeared in nine regular season games with the big league club, going 3-for-17 (.176).
 - Was included on Texas' postseason roster.
- Made his postseason debut, in the 2012 AL WC Game vs. Baltimore, as a member of the Rangers...Entered as a pinch-hitter in the bottom of the ninth inning with the club down to its final out and singled off RHP Jim Johnson.
 - At 19 years, 228 days-old, he became the sixth teenager in MLB history to record a hit in a postseason game, joining Freddie Lindstrom (5x, 1924 WS vs. WSH), Phil Cavarretta (2x, 1935 WS vs. CHC), Hall-of-Famer Mickey Mantle (1951 WS Game 2 vs. NYG), Willie Crawford (1965 WS Game 1 at MIN) and Andruw Jones (5x, 1996 NLCS vs. STL – WS vs. NYY).
 - Bryce Harper, then a member of the Nationals – also appeared as a teenager during the 2012 postseason.
 - Also, became the eighth-youngest player to appear in a postseason game.

MINOR LEAGUE NOTES

- **Awards:** 2x Futures Game Selection (2011-12 with Texas)...2x MiLB Organization All-Star (2011-12, Texas)...2013 Baseball America Double-A All-Star (Texas)...2012 Texas League Mid-Season All-Star (Texas)...2012 Texas League Post-Season All-Star (Texas)...2012 Topps Double-A All-Star (Texas)...2011 South Atlantic League MVP (Texas)...2011 South Atlantic League Post-Season All-Star (Texas)...2011 Baseball America Minor League All-Star (Texas)...2011 Baseball America Low Class A All-Star (Texas)...2011 MiLB.com Class A Best Hitter of the Year (Texas)...2015 Arizona Fall League Rising Stars (Surprise)...2015 AFL All-Prospect Team (Surprise).
- Tabbed by Baseball America as the No. 74 prospect pre-2011, No. 7 pre-2012 and No. 1 pre-2013...MiLB Pipeline.com rated him No. 7 pre-2012 and No. 1 pre-2013...Ranked No. 78 pre-2011, No. 4 pre-2012 and No. 1 pre-2013 – according to Baseball Prospectus.
- In 2012, the year of his first big league call-up – he was selected to Baseball America's Minor League All-Star Team and was named the Rangers' top prospect – both for the second straight year...Also, named the Texas League's best defensive shortstop in the same publication's annual tools survey.
 - Named a Texas League Post-Season All-Star...Was the youngest Double-A player.
- Notched a 50-game on base streak from April 7-June 2.
 - Marked the longest such streak of any minor leaguer in 2012.
- In 2011, he spent the entire campaign with Single-A Hickory as one of the youngest players in the South Atlantic League and was honored as the Rangers organization's Tom Grieve Minor League Player of the Year.
 - Tabbed as South Atlantic League MVP and Baseball America's Low-A Player of the Year.
 - Voted by Baseball America as the best defensive shortstop and best infield arm... Also, named a First-Team Minor League All-Star by the publication.

AMATEUR

- Led Curaçao to the Little League World Series title in 2004 and to the title game in 2005.
- Rated as the 15th-best international free agent in 2009 by Baseball America.
 - Also drew interest from clubs as a pitcher..

PERSONAL

- Jurickson has two younger brothers; Juremi and Jurdick...All three brothers represented have represented Curaçao in the Little League World Series.
 - Juremi (born 1996) originally signed with the Texas Rangers as an infielder in 2012... He remained with the organization until 2019 and currently plays for the Hotsand Macerata Angels of the Italian Baseball League.
 - Jurdick (born 2007) signed with the Chicago White Sox as an infielder in January 2024.

TRANSACTIONS

- Signed by the Texas Rangers as a non-drafted free agent on July 2, 2009...Signed by Jose Luis Felomina.
- Acquired by the Oakland Athletics from the Texas Rangers on December 21, 2018, as part of a three-team trade...The Texas Rangers sent RHP Rollie Lacy (minors) to the Tampa Bay Rays....The Oakland Athletics sent RHP Emilio Pagan and 2019 competitive balance round B pick to the Tampa Bay Rays...The Oakland Athletics sent OF Eli White (minors) and international bonus slot money to the Texas Rangers...The Tampa Bay Rays sent RHP Yoel Espinal (minors), LHP Kyle Bird (minors) and LHP Brock Burke (minors) to the Texas Rangers.
- Acquired by the San Diego Padres from the Oakland Athletics on December 2, 2019, in exchange for C Austin Allen and a player to be named later...The San Diego Padres sent OF Michael Reed (minors) to the Oakland Athletics on December 12, 2019, to complete the trade.
- Signed a three-year, \$21 million contract with the San Diego Padres on January 22, 2021...The deal included player options for the 2022 (\$6.5M, \$1M buyout) and 2023 (\$7.5M, \$1M buyout) seasons and a mutual option for the 2024 season (\$10M, \$1M buyout)...Exercised his 2022 player option on November 3, 2021...Declined his 2023 player option on November 7, 2022.
- Signed a one-year, \$7.5 million contract with the Colorado Rockies on March 19, 2023.
- Signed a minor league contract with the San Diego Padres on August 31, 2023.
- Signed a one-year, \$1 million contract with the San Diego Padres on February 12, 2024.
- Signed a three-year, \$42 million contract with the Atlanta Braves on January 23, 2025.



AUSTIN RILEY

27

INFIELDER

Full Name: **Michael Austin Riley**

Bats: **Right**

Throws: **Right**

Height: **6-3**

Weight: **240**

DOB: **April 2, 1997**

Opening Day Age: **27**

Born: **Memphis, TN**

Resides: **Hernando, MS**

MLB Debut: **May 15, 2019**

MLB Service Time: **5.138**

Acquired: **Braves' Competitive Balance A pick (41st overall) in 2015**

Contract Status: **Signed through 2032 (club option for 2033)**

NOTES TO KNOW

- **Braves Modern Era (since 1900) Franchise Ranks:**

⚡ Ninth in strikeouts (783); tied for ninth in hit by pitch (49); 10th in AB/HR (17.8).

- **Braves Modern Era Single-Season Ranks:**

⚡ Third in sacrifice flies (11); fourth in strikeouts (172, 2023); tied for ninth in extra-base hits (79, 2022) and plate appearances (715, 2023).

- Since his first full season in 2020, he ranks third among all primary third basemen (min. 50% of games played) in doubles (137) and extra-base hits (281); tied for third in home runs (135); fourth in hits (680) and runs (385); sixth in RBI (380).

⚡ Defensively, he ranks fifth at position in DRS (18) over that span.

- Since the start of the 2021 season, he's slugging .524 against non-fastballs; fourth-highest in the majors over that span (min. 500 plate app.), behind Los Angeles' (NL) Shohei Ohtani (571), Houston's Yordan Alvarez (.553) and New York's (AL) Aaron Judge (.533)

- He's hit 37 home runs in 128 career games in the month of July (five in '24); his most within any calendar month.

⚡ Since his debut season in 2019, he's second San Diego's Manny Machado (39) for the most July home runs.

- Over the last four July's (2021-24), he leads the majors during the month (min. 150 plate app.) in home runs (34), RBI (85) and slugging percentage (.687).

⚡ His 69 extra-base hits are 18 more than the next closest player(s), Boston's Rafael Devers and Los Angeles' (NL) Shohei Ohtani.

⚡ Ranks third in OPS (1.068); eighth in batting average (.326).

CAREER HIGHS

Most Runs

5, 9/9/20, ATL vs. MIA

Most Hits

4, 4x, last: 7/30/24, ATL at MIL

Most Doubles

3, 9/20/21, ATL at ARI

Most Triples

1, 10x, last: 5/1/24, ATL at SEA

Most Home Runs

2, 6x, last: 7/18/23, ATL vs. ARI

Most RBI

7, 7/18/23, ATL vs. ARI

Most Walks

4, 5/8/21, ATL vs. BOS

Most Stolen Bases

1, 5x, last: 8/20/23, ATL vs. SF

Longest Hitting Streak

18 games, 7/5-7/26/22

- Since the start of 2022, his 29 first-inning home runs (five in '24) are third-most in the majors, behind New York's (AL) Aaron Judge (37) and Philadelphia's Kyle Schwarber (36).

⚡ Riley hit 13 first-inning home runs in 2023, matching Hall-of-Famer Henry Aaron's (1971) single-season franchise record.

- Since his debut season in 2019, he's hit 18 home runs in 78 career games against Philadelphia; most by any player against the club.
- Since his debut season in 2019, he's hit 19 home runs in 76 career games against New York (NL).
 - ✎ Across the majors, he's tied with New York's (NL) Juan Soto for the most home runs against the club over that span.
- He's hit six career home runs off Philadelphia's RHP Aaron Nola; his most against any opposing pitcher.
 - ✎ It's also the most homers Nola's surrendered to an opposing player.
- Playing the third year of a 10-year, \$212 million extension (2023-32) he signed on August 1, 2022...The deal includes a \$20 million club option for the 2023 season.
 - ✎ Stands as the most lucrative contract in club history.
- Hit a go-ahead, two-run home run in the eighth inning of Game 2, off Philadelphia's RHP Jeff Hoffman.
 - ✎ Marked the 12th go-ahead home run in the eighth inning-or-later in Braves postseason history; the second by Riley, also: 2020 NLCS Game 1 at Los Angeles (NL).
 - ✎ Prior to Riley in 2023, Michael Tucker (1998 NLCS Game 5 at San Diego) and Eric Hinske (2010 NLDS Game 3 vs. San Francisco) were the only instances, under the same criteria, in which the team was trailing.
- Hit a solo home run in 2023 NLDS Game 4 at Citizen's Bank Park, off Philadelphia's LHP Ranger Suárez; the fifth of his postseason career.
- Homered in three consecutive postseason series: 2020 NLCS Game 1 at. LAD, 2021 NLDS Game 2 at MIL and 2021 NLCS Game 1 vs. LAD.
 - ✎ David Justice set the franchise record by hitting at least one home run in four straight postseason series covering the 1991 NLCS and World Series and the 1992 NLCS and World Series.
 - ✎ Javy López and Fred McGriff have since tied Justice.
- In the 2021 World Series, he hit .320 (8-for-25), with three doubles, three RBI and one run.
- Went 3-for-4, with a double in World Series Game 5 vs. Houston.
 - ✎ Over the last 20 seasons (2002-21), only three other Braves of equal age or younger than Riley, 24, have booked a three-hit game in the postseason (Ronald Acuña Jr., 2019-20; Ozzie Albies, 2020; Freddie Freeman, 2012).

MAJOR LEAGUE AWARDS

- ✎ 2021 World Series champion (Atlanta).
- ✎ 2x NL All-Star (2022-23).
- ✎ 2x NL Silver Slugger (2021, '23, 3B).
- ✎ 2x All-MLB First Team (2021, '23, 3B).
- ✎ 2021 MLBPA Heart and Hustle Award.
- ✎ 2x MLBPA Heart and Hustle Award (2023-24).
- ✎ 2x BBWAA Brave of the Year (2021-22).
- ✎ NL Player of the Month (July 2022).
- ✎ 3x NL Player of the Week (5/23/21, 7/10/22 and 7/23/23).
- ✎ NL Rookie of the Month (May 2019).
- ✎ MLB Play of the Week (8/18/24).

POSTSEASON

- He's slashed .232/.373/.373 (33-for-142), with five home runs, five doubles, 16 RBI and 13 runs in 36 career postseason games across eight series, all with Atlanta (2020-23).
 - ✎ Was not included on the club's postseason roster in 2024 (fractured right hand).
- **Braves Franchise Postseason Ranks:**
 - ✎ Tied for 10th in home runs (5).
- Hit safely in all four games of the 2023 NLDS vs. Philadelphia (.353, 6-for-17); including a pair of multi-hit efforts (Games 3-4).
 - ✎ Paced the club in hits (six), home runs (two) and RBI (five).

2025

- Listed No. 5 on MLB Network's "Top 10 Third Basemen Right Now" list...Ranked 1st, entering 2023.
 - ✎ Listed No. 33 on MLB Network's "Top 100 Players Right Now" list...Ranked 15th, entering 2024.

2024

- **Awards:** MLBPAA Braves Heart and Hustle Award...MLB Play of the Week (8/18/24).
- Listed No. 1 on MLB Network's "Top 10 Third Basemen Right Now" list...Ranked 3rd, entering 2023.
 - Listed No. 15 on MLB Network's "Top 100 Players Right Now" list...Ranked 20th, entering 2023.
- 27-year-old Austin Riley completed his sixth major league season (all with Atlanta), posting a slash line of .257/.322/.461 (109-for-425) in 110 games.
 - He hit 19 home runs, 26 doubles and two triples, while recording 56 RBI and 63 runs.
- Made his fifth career Opening Day roster (2020-24), all with Atlanta.
 - Has started at third base in the club's season opener in each of the last five seasons.
 - It's the longest streak by a Braves third baseman since Hall-of-Famer Chipper Jones made seven consecutive Opening Day starts at third base from 2005-11.
- Started 110 of the club's games at third base.
 - Was sidelined for 13 games from May 13-26 with an intercostal strain...Was not placed on the injured list.
 - Missed one game, July 24 vs. Cincinnati, while on the paternity list.
 - Was placed on the injured list on August 20 (retro. August 19) with a fractured right hand...Missed the club's final 38 games of the season.
 - Was not included on the WC Series roster.
- Over his final 57 regular season games from June 14-August 18, he slashed .292/.354/.588 (63-for-216), with 16 home runs; tied for eighth-most in the majors over that span.
 - Added 36 RBI to go along with a 942 OPS; fifth-highest among N.L. qualifiers.
- Slashed .220/.288/.300 (46-for-209), with three home runs, 20 RBI and a .618 OPS through his first 53 games of the season.
- At the time of his final game of the season (August 18), he ranked top-10 among N.L. qualifiers in average exit velocity (6th, 93.3) and hard-hit percentage (7th, 53.4).
- Named by the MLB Players Alumni Association as Atlanta's nominee for the 2024 Heart & Hustle award; the second consecutive season he's received the honor.
 - The Heart & Hustle award honors active players who demonstrate a passion for the game of baseball and best embody the values, spirit, and traditions of the game.
- Delivered a walk-off RBI-single in the 10th inning, April 28 vs. Cleveland.
 - Marked his third career walk-off RBI, and first since July 31, 2022 vs. Arizona (double).
- Homered in each game of a three-game set vs. Tampa Bay, June 14-16...In the series finale, he evened the score, 6-6, with a two-run home run in the eighth inning; his sixth of the season.
 - The blast came on the 11th pitch of the at-bat from RHP Jason Adam; the most pitches he's seen in his career during an at-bat resulting in a home run.
- Among qualified N.L. third basemen in the month of June (27 games), he tied for the lead in runs (17).
 - Ranked second in OPS (.909) and total bases (52); third in home runs (6), on-base percentage (.373) and slugging percentage (.536); tied for fourth in doubles (6).
- Hit a two-run home run in the fourth inning, July 5 vs. Philadelphia; his 11th of the season.
 - The blast came off RHP Aaron Nola – the sixth of his career against the right-hander; his most longballs against any opposing pitcher.
 - It's also the most homers Nola's surrendered to an opposing player.
- Matched his career-high with four hits (all singles), July 30 at Milwaukee.
 - He's tallied four hits three times previously: April 28, 2021 vs. Chicago (NL), May 2, 2021 at Toronto and June 8, 2023 vs. New York (NL).
- Hit a two-run home run in the fifth inning, off RHP Freddy Peralta, August 7 vs. Milwaukee.
 - Marked the 150th home run of his career.
 - Became the 15th player in franchise history to reach the 150-homer plateau, and the fourth-fastest, by games played (708)... Hall-of-Famer Eddie Mathews (569), Bob Horner (609) and Ronald Acuña Jr. (647) are the only players to have done so in fewer games.

2023

- **Awards:** National League All-Star, NL Silver Slugger Award (3B), All-MLB First Team (3B), NL Player of the Week (7/23)... MLBPAA Braves Heart and Hustle Award...Finished seventh in NL MVP voting...NL Gold Glove Finalist (3B).
- **MLB Ranks:** Multi-hit games (3rd, 56), sacrifice flies (T-3rd, 11), total bases (5th, 328), runs (6th, 117), hits (T-6th, 179), at-bats (8th, 636), extra-base hits (9th, 72), plate appearances (9th, 715), hard-hit balls (10th, 233), home runs (T-10th, 37), strikeouts (T-10th, 172).
- **NL Ranks:** Games played (T-6th, 159), slugging percentage (8th, .516), times on base (8th, 247), singles (9th, 107).
- Completed his fifth major league season (all with Atlanta), posting a slash line of .281/.345/.516 (179-for-636) in 159 games.
 - He hit 37 home runs, 32 doubles and three triples, while recording 97 RBI and 117 runs.
 - Established career-highs in runs, triples, stolen bases (three), walks (59) and total bases (328).
- Made his fourth career Opening Day roster (all with Atlanta).
- Started 159 of Atlanta's games during the regular season; all at third base.
 - Started each of the club's first 138 games at third base from Opening Day (March 30) through September 6.
 - Started at third base in each of the club's four postseason games
- Led all qualified third basemen in home runs (37), hits (179), runs (117), extra-base hits (72), total bases (328) and OPS (.861); ranked second in batting average (.281) and slugging percentage (.516); fifth in on-base percentage (.345); tied for fifth in RBI (97).
- Hit 37 home runs; one shy of his career-high, set in 2022.
 - Of his 37 longballs, hit 13 in the first inning; matching Hall-of-Famer Henry Aaron (1971) for the most by a Brave, within a single-season, in franchise history.
 - Ranked second in the majors, behind teammate Matt Olson (37) with 34 first-inning RBI.
- Hit at least 20 home runs in each season from 2021-23.
 - Became the sixth primary third baseman in franchise history to notch at least three 20-homer seasons, joining Hall-of-Famers Eddie Mathews, 14 times and Chipper Jones, 12 times, as well as Bob Horner, five, Darrell Evans, three and Bob Elliott, three – minimum of 50% games played at third base in each season.
- He was only player in the majors with at least 30 home runs and at least 30 doubles, in each season from 2021-23.
 - In the Atlanta-era (since 1966), he's the second Brave to accomplish the feat, alongside Hall-of-Famer Chipper Jones (1999-01).
 - Became the first Brave with at least 30 home runs in three consecutive seasons since Andruw Jones, four straight (2000-03).
- From 2022-23, he was one of five players across the majors to hit at least 35 home runs in each season.
 - Riley was joined by New York's (NL) Pete Alonso, three straight, New York's (AL) Aaron Judge, three straight, Los Angeles' (NL) Mookie Betts and Philadelphia's Kyle Schwarber.
 - In the Atlanta-era (since 1966), he's the fifth Brave, seventh instance, to do so, and the first since Andruw Jones (2005-06).
- Paired with Matt Olson to hit seven back-to-back home runs (regardless of order), establishing a Braves single-season franchise record in that regard.
 - Became the first duo with as many as seven back-to-back home runs, within a single-season, since San Francisco's Barry Bonds and Rich Aurilia in 2001.
 - Riley and Olson are the first teammates in MLB history to hit back-to-back home runs in six consecutive months, within a single-season (twice in July).
 - In August, they became the first duo to accomplish the feat in five straight months.

- Along with Matt Olson (54), Ronald Acuña Jr. (41) and Marcell Ozuna (40), became the first team in MLB history with four 35-homer players.
- With 97 RBI, was one of five Braves with at least 95 RBI, alongside Olson (139), Ozzie Albies (109), Acuña Jr. (106) and Ozuna (100).
 - Since RBI became official in 1920, matched the record for most players on a team with at least 95 RBI.
 - The 2023 Braves were the eighth team to do so and the first National League club to accomplish the feat.
- Over the 2022-23 seasons, he compiled 106 multi-hit games; third-most in MLB over that span, trailing Los Angeles' (NL) Freddie Freeman (119) and Toronto's Bo Bichette (108).
 - Riley and Freeman were the only two players with at least 50 such efforts, in each season.
- His first home run of the season (solo), April 3 at St. Louis, off RHP Jake Woodford traveled 473 feet – per Statcast.
 - It stands as the longest home run of his six-year MLB career.
 - It was the ninth-longest by any player during the 2023 season and the second-longest by a Brave, behind Travis d'Arnaud's 474-foot shot on June 16 vs. Colorado, off RHP Dinelson Lamet.
- Hit his 100th career home run (solo), April 14 at Kansas City, off RHP Brady Singer.
 - In the Atlanta-era (since 1966), the only players to have reached the 100-homer mark in fewer games than Riley's 464 are Ronald Acuña Jr. (378) and Bob Horner (390).
 - Ozzie Albies hit the 100th home run of his career, April 11 at Cincinnati, while Travis d'Arnaud hit the 100th of his career, June 16 vs. Colorado...The trio became the second grouping of three Braves teammates to each hit their 100th career home run, within the same season, since Hall-of-Famer Henry Aaron, Del Crandall and Joe Adcock did so in 1957 for Milwaukee.
- Recorded his 300th career RBI, May 25 vs. Philadelphia.
 - Became the fourth player in Braves franchise history to eclipse 500 hits, 100 home runs and 300 RBI in 500 games or fewer – doing so in his 500th career game, joining, Hall-of-Famer Fred McGriff (412), Bob Horner (429) and Hall-of-Famer Eddie Mathews (456).
- In that same game. May 25 vs. Philadelphia, hit a pair of home runs (two-run, solo – both off RHP Aaron Nola).
 - Per Statcast, the first traveled 459 feet and the second 458 feet.
 - Since Statcast began tracking in 2015, he's one of eight players with multiple home runs of at least 450 feet, within the same game (through 2024).
 - The only other player to do so during the 2023 season was Minnesota's Byron Buxton, June 22 vs. Cleveland (466 ft., 465 ft.).
 - Marked the first of two multi-homer games for Riley, also: July 18 vs. Arizona (three-run, two-run).
- Named a reserve for the National League in the 2023 All-Star Game, July 11 at Seattle's T-Mobile Park; his second career selection.
 - He's one of four third basemen in franchise history with multiple All-Star nods, alongside Hall-of-Famers Eddie Mathews, nine times and Chipper Jones, eight times, as well as Bob Elliott, three times.
 - Entered the game as a defensive replacement...Went 1-for-2 with a single off Baltimore's RHP Yennier Cano -- the lone hit by a Braves representative (combined 1-for-11).
 - Along with first baseman Matt Olson, second baseman Ozzie Albies and shortstop Orlando Arcia, it marked the first time the club's entire infield was selected as All-Stars.
 - The group manned the field together in the bottom of the fifth inning.

- Established a career high with seven RBI, July 18 vs. Arizona; most by a Braves third baseman, within a single game, since RBI became official in 1920.
 - A Braves third baseman had driven in six runs eight previous times, most recently by Riley in June of 2021...Hall-of-Famer Eddie Mathews, four times, is the only other Braves third baseman with multiple such games.
- Totaled four home runs and 11 RBI in a three-game series vs. Arizona, July 18-20.
 - A Became the sixth player in team history to reach those marks over any three-game stretch and the second to do so in a three-game series, joining Bobby Thompson (May 30-31, 1956 at Chicago (NL)...Each of his six hits in the series went for extra-bases: four home runs, double, triple.
- Went deep in five straight games (six total home runs) from July 18-22; tied for the longest such streak in Braves franchise history.
 - A Also tied for the longest such streak league-wide, during the 2023 season, with Philadelphia's Trea Turner.
 - A Totaled 16 RBI, matching Ron Gant (1993) and Freddie Freeman (2020) for the most by a Brave, over any five-game span, since 1920.
- Named the National League Player of the Week for the period ending July 23 (10-for-25, .400); the third such honor of his career.
 - A Paced the majors with six home runs and 16 RBI.
 - A Became the first player in franchise history to tally those marks over a five-game span, since RBI became official in 1920.
- Recorded at least one extra-base hit in seven consecutive games at Truist Park, spanning July 18-31 (nine total extra-base hits); the longest such streak of his career.
 - A Matched Matt Olson (June 28-July 15, nine total XBH) for the longest such streak by a Brave during the 2023.
 - A Fell two games shy of Ronald Acuña Jr. (July 30-Aug. 14, 2018) for the longest by a Brave since moving to Truist Park in 2017.
- Finished the month of July with a .287/.323/.638 slash line (27-for-94) in 23 games.
 - A His nine home runs in the month tied for the second-most in the majors, behind Juan Soto, then of San Diego (11).
- Notched his third consecutive 30-homer season (solo), August 26 at San Francisco, off LHP Sean Manaea.
 - A Became the first Brave with at least three consecutive 30-homer seasons since Andruw Jones from 2000-03 (four straight).
- Turned in five straight multi-hit efforts from August 28 - September 1; the longest such streak of his career.
 - A Slashed .400/.423/.720 (10-for-25) with two home runs and two doubles.
- Hit a two-run home run in the first inning, September 22 at Washington, off LHP Patrick Corbin; his 37th and final longball of the season.
 - A Matched Hall-of-Famer Henry Aaron (1971) for the most first-inning home runs, within a single-season, in franchise history.
- Received two fifth-place, three sixth-place, four seventh-place, five eighth-place, three ninth-place and four 10th-place votes in the National League MVP voting; finishing seventh.

2022

- Awards:** National League All-Star...BBWAA Brave of the Year...NL Player of the Month (July)...NL Player of the Week (7/10/22)... Finished seventh in NL MVP voting.
- MLB Ranks:** Extra-base hits (2nd, 79), total bases (2nd, 325), home runs (5th, 38), hit by pitch (6th, 17), times on base (T-8th, 242), slugging percentage (9th, .528), at-bats (9th, 615), games played (T-9th, 158), OPS (10th, .878), AB/HR (10th, 16.2), plate appearances (10th, 693).
- NL Ranks:** Strikeouts (7th, 168), hits (8th, 168), doubles (T-8th, 39).
- In 2022, he finished the season with 38 home runs and 39 doubles, the only player in MLB with at least 36 of each...One of only 10 players that made it to the 30/30 mark.
 - A Belted a career-high 38 home runs, beating the 33 he hit in 2021.
 - A Was one of five players to hit at least 38 home runs during the 2022 season.

2021

- Named the National League Player of the Month in July...Over 26 games, hit .423 (44-for-104), with a 1.344 OPS.
 - ✎ He led the majors with 26 extra-base hits and ranked second in home runs (11); his most in any calendar month over his four-year MLB career.
 - ✎ Across the majors, no other player had more than 18 extra-base hits in the month.
 - ✎ Became the first player with as many extra-base hits in a calendar month since Richard Hidalgo (27, September 2000).
 - ✎ Established the franchise record for extra-base hits in a single calendar month, surpassing Hall-of-Famer Henry Aaron (25, July 1961).
 - ✎ In the Modern-Era (since 1900), he's the only Brave with at least 26 extra-base hits over any non-overlapping 26-game span, surpassing Hall-of-Famer Rogers Hornsby (25, 1928).
 - ✎ Became the second player in franchise history to maintain a .400 batting average and hit at least 10 home runs within a single-calendar month, joining Hall-of-Famer Chipper Jones (.412, 11 in July 1999).
 - ✎ Logged 16 multi-hit games in the month; third-most within a single-calendar month in franchise history, behind Felipe Alou (August 1968) and Ralph Garr (May 1974), each with 17...Across the majors, the last player with as many multi-hit games within a single-calendar month was Houston's José Altuve (16, July 2017).
- On August 9 at Boston, he tied Hall-of-Famer Henry Aaron's franchise record (1959) as the fastest players to reach 30 home runs and 30 doubles in a season, each doing so in 111 games.
- Signed an 10-year, \$212 million contract extension with the Atlanta Braves on August 1, 2022...The deal includes a \$20 million club option for the 2033 season.
 - ✎ Stands as the most lucrative contract in club history.
- **Awards:** 2021 World Series champion...National League Silver Slugger Award (3B)...All-MLB First Team (3B)...MLBPAA Heart and Hustle Award...BBWAA Brave of the Year...NL Player of the Week 5/23/21)...Finished seventh in NL MVP voting.
- **MLB Ranks:** Games played (T-5th, 160), hits (6th, 179), total bases (7th, 313), RBI (8th, 107), times on base (8th, 243), sacrifice flies (T-10th, 8).
- **NL Ranks:** Hits (3rd, 179), strikeouts (T-4th, 168), singles (5th, 112), plate appearances (5th, 662), batting average (6th, .303), at-bats (7th, 590), extra-base hits (T-7th, 67), slugging percentage (9th, .531), home runs (T-10th, 33).
- Finished the 2021 campaign with 33 home runs and 33 doubles.
 - ✎ Became the first Braves third baseman with a 30/30 season aged 24-or-younger since Hall-of-Famer Chipper Jones in 1996.
 - ✎ Hall-of-Famer Eddie Mathews (1953) is the only other third baseman in franchise history to do so.
- In the Atlanta-era (since 1966), he became the 13th player age 24-or-younger, to finish a season with a batting average of .300-or-higher and the first since teammate Freddie Freeman (.319, 2013) – min. 300 plate appearances.
 - ✎ In 72 games (71 starts), following the All-Star break, he led the majors with 94 hits...Ranked third in RBI (65); seventh among qualifiers in batting average (.333) and slugging percentage (.599); tied for eighth in extra-base hits (37).
 - ✎ His 94 hits were the most by a Brave post-All-Star break since Ender Inciarte (100, 2016) and the most by Braves infielder since Hall-of-Famer Chipper Jones (95, 2001).
- Named the National League Player of the Week for the period of May 17-23.
 - ✎ In seven games, he hit .462 (12-for-26), with six home runs, four doubles and 11 RBI.
 - ✎ Became the first player in the franchise's Modern Era (since 1900) to log 10 extra-base hits and six home runs over any non-overlapping seven-game span.

- Went 2-for-5 with two home runs and a career-high six RBI, July 27 at New York (NL).

➤ Became the first Braves third baseman with two home runs and six RBI in a single-game since Earl Williams, June 13, 1971 at Houston.

- Tabbed as the third baseman on Major League Baseball's Team of the Month in August.

➤ Hit safely in 23 of 26 games in the month; one shy of Chicago's (AL) Jose Abreu for the major league-lead.

- On September 21 at Arizona, he became the 10th Brave age 24-or-younger to hit 30 home runs in a season and the first since Ronald Acuña Jr. (2019).

- Homered in three consecutive postseason series: 2020 NLCS Game 1 at LAD, 2021 NLDS Game 2 at MIL and 2021 NLCS Game 1 vs. LAD.

➤ David Justice set the franchise record by hitting at least one home run in four straight postseason series covering the 1991 NLCS and World Series and the 1992 NLCS and World Series.

➤ Javy López and Fred McGriff have since tied Justice.

- In the 2021 World Series, he hit .320 (8-for-25), with three doubles, three RBI and one run.
- Went 3-for-4, with a double in World Series Game 5 vs. Houston.

➤ Over the last 20 seasons (2002-21), only three other Braves of equal age or younger than Riley, 24, have booked a three-hit game in the postseason (Ronald Acuña Jr., 2019-20; Ozzie Albies, 2020; Freddie Freeman, 2012).

2020

- Of his eight home runs during the 2020 season, only one came on a fastball.
- Slashed .281/.328/.632 (16-for-57) off breaking pitches (curveballs and curveballs).
 - In 2019, his rookie season, he hit .195 against breaking pitches and struck out in 38 of his 86 plate appearances (41.9%).
- Of his 27 RBI, 15 came with two outs.
 - He slugged .446, with four home runs and two doubles.
- Struck out in just 23.8% of his plate appearances, better than the 36.4% strikeout rate he had in 2019.
 - His 32.4% chase rate and 30.1% whiff rate were both considerably lower than the totals he had in 2019 (37.7% chase rate and 38.7% whiff rate).
- Doubled and homered as part of a 10-run second inning, August 30 at Philadelphia.
 - Became the first Brave with multiple extra-base hits in a single-frame since Jeff Blauser, June 22, 1997 at Philadelphia's Veterans Stadium.
- Cleared the bases with a three-run triple, August 31 at Boston.
 - Marked the second triple of his career and the first by a Brave in a bases loaded situation since Mallex Smith, May 30, 2016 vs. San Francisco.
- Scored a career-high five runs in a 29-9 win over Miami, September 9 at Truist Park.
 - In the Atlanta-era (since 1966), he became the sixth Brave to score at least five runs in a game...Adam Duvall and Dansby Swanson each did so in the same contest.

2019

- **Awards:** National League Rookie of the Month (May).
- Appeared in 80 games during his debut season; making 58 starts in left field, four at third base, three at first base and two in right field.
- At the time of his major-league debut, was ranked by *Baseball America* as the No. 1 prospect in the organization.
- Made his major league debut, May 15, 2019 vs. St. Louis...Started in left field, batting sixth (1-for-3, solo home run).
 - ✎ After striking out swinging in his first career plate appearance against St. Louis' RHP Wacha, he tagged the right-hander for a solo home run to lead off the bottom of the fourth inning.
 - ✎ In the Atlanta-era (since 1966), became the eighth Brave to homer in his MLB debut and first since Evan Gattis, April 3, 2013 vs. Philadelphia, off Hall-of-Fame RHP Roy Halladay.
- Hit his first career grand slam in the 14th game of his big league career, May 29 vs. Washington, off RHP Kyle McGowin.
 - ✎ Became the second Brave in the Atlanta-era (since 1966) to hit a grand slam within his first 14 career games, joining Marcus Giles (2005).
- Hit his 10th career home run (solo) in his 26th game, June 12 vs. Pittsburgh, off RHP Kyle Crick...Also hit the ninth home run (three-run) of his career off Crick, June 4 at Pittsburgh.
 - ✎ Became the fastest player, by games played, in the franchise's Modern Era (since 1900) to reach double-digit home runs, surpassing the previous mark held by Wally Berger (29, 1930).
- He's also the fastest player, by games played, in the franchise's Modern Era (since 1900) to five career home runs, doing so in his ninth game, May 23 at San Francisco, off LHP Tony Watson (two-run).
 - ✎ At the time, only eight other major leaguers had hit at least five homers in their first nine games.
 - ✎ The only other 22-year-old to accomplish the feat was Toronto's Carlos Delgado (1993-94).
- Recorded his 25th RBI in the 18th career game, June 4 at Pittsburgh.
 - ✎ Since RBI became official in 1920, he was the second-fastest major leaguer, by games played, to reach 25 RBI – shy of Mandy Brooks (17 games, 1925).
- Hit 16 home runs in 49 games prior to the All-Star break.
 - ✎ Matched Ryan Klesko (1994) for the most home runs by a Braves rookie prior to the All-Star break, since the game's inception in 1933.

MINOR LEAGUE NOTES

- **Awards:** 5x MiLB Organization All-Star (2015-19, Atlanta)...2018 Braves' Minor League Player of the Year...2018 Hank Aaron Award...2018 Triple-A Gwinnett Player of the Year... 2016 Single-A Rome Player of the Year...2015 Rookie-Advanced Danville Player of the Year... 2017 Florida State League Mid-Season All-Star...2016 Baseball America Low Class A All-Star...2015 Baseball America Rookie All-Star... Florida Coast League Player of the Month (July 2015)...International League Player of the Week (5/12/19)...Florida State League Player of the Week (5/7/17)... Appalachian League Player of the Week (8/31/15)...2017 AFL Rising Stars (Peoria)...2017 AFL All-Prospect Team (Peoria).
- Tabbed by Baseball America as the No. 54 prospect pre-2018 and No. 22 pre-2019... MiLB Pipeline.com rated him No. 97 pre-2018 and No. 38 pre-2019...Ranked No. 79 pre-2016 and No. 30 pre-2019 – according to Baseball Prospectus.
- Prior to his first major-league call up in 2019, he was leading the Triple-A International League in home runs (15), RBI (39), runs (32), extra-base hits (25) and total bases (98)...Hit 13 home runs over his last 18 games with Triple-A Gwinnett, including three multi-homer efforts.
 - Named the International League Player of the Week for the period of 5/6-12...Batted .296 (8-for-27) with four home runs.
- In 2018, he was the Braves' Minor League Player of the Year and the Hank Aaron Award winner, after hitting .294 (120-for-408) with 19 home runs between Double-A Mississippi and Triple-A.
 - Also named by the organization as Gwinnett's Player of the Year...Hit eight home runs in 28 games in August.
- In 2017, he earned Florida State League Mid-Season All-Star honors after opening the season with High-A Florida...Transferred to Double-A in July.
 - Following the season, played for the Peoria Javelinas in the Arizona Fall League...Had 12 extra-base hits and 18 RBI in 17 games...Was named to both the AFL Fall-Stars Game and to the Top Prospects Team.
 - Hit for the cycle on 10/26 with Peoria, going 4-for-6 with five RBI...Logged the first cycle in the AFL since 2008.
- In 2016, his first full professional season – he was tabbed by the Braves' as Single-A Rome's Player of the Year.
 - Led Atlanta farmhands in home runs (20), doubles (39) and total bases (237).
 - Named a *Baseball America* Low Class A All-Star...Finished second in the South Atlantic League in home runs and doubles, and third in RBI.
 - Totaled eight RBI in seven postseason games as Rome won the SAL Championship.
- Made his professional debut in 2015 with the Braves rookie-level affiliate of the Gulf Coast League, before being promoted to Rookie-Advanced Danville.
 - Led the GCL Braves with seven home runs.
 - Was Danville's Player of the Year, hitting .351 (39-for-111) in 30 games with the club...His .933 OPS between the two stops paced all minor leaguers in the system.
 - Named by *Baseball America* as the "Best Pure Hitter," "Best Power Hitter" and "Best Athlete" among the Braves 2015 draft class, a class that included RHP Mike Soroka and LHP A.J. Minter.

AMATEUR

- Attended DeSoto Central High School (Southaven, MS).
- Played shortstop and pitched...As a senior in 2015, he helped the Jaguars win the MHSAA 6A State Championship after hitting .423 with 11 home runs and 31 RBI.
 - Went 7-2 with a 2.70 ERA and 82 strikeouts on the mound – topping 94 mph with his fastball...Also threw a curveball.
- Played in the 2014 Perfect Game All-American Classic and 2014 Perfect Game National Showcase.
 - Ranked 61st nationally in the final 2015 Perfect Game class rankings.
- Also, played football...Spent his freshman and sophomore seasons as the Jaguars quarterback, before shifting his focus to punting.
- Upon being drafted, forewent his commitment to play baseball at Mississippi State University.
 - The school also offered him to play football as a punter.

PERSONAL

- Austin is married to his wife, Anna...The couple has two sons, Eason and William "Beau."
- His father, Michael Sr., was a punter on the Mississippi State University football team.
- His cousin, Keegan James, attended Mississippi State University, where he played baseball.
 - Keegan, a right-handed pitcher, was selected by the Colorado Rockies in the 25th round of the 2019 MLB First-Year Player Draft.

TRANSACTIONS

- Selected by the Atlanta Braves in the Competitive Balance A round (41st) of the 2015 MLB First-Year Player Draft from DeSoto Central High School (Southaven, MS)...Atlanta received the pick from the San Diego Padres as part of a six-player trade, completed on April 5, 2015...Signed by Don Thomas.
- On Atlanta's injured list (right knee sprain) from August 5 to September 6, 2019...Included rehabilitation assignments with Single-A Rome and Triple-A Gwinnett.
- Signed a 10-year, \$212 million contract extension with the Atlanta Braves on August 1, 2022...The deal includes a \$20 million club option for the 2033 season.
- On Atlanta's paternity list from July 23 to July 25, 2024.
- On Atlanta's injured list (fractured right hand) from August 20 (retro. August 19) through the remainder of the regular season.



**CARLOS
RODRIGUEZ**

71

OUTFIELDER

Full Name: **Carlos David Rodriguez**

Bats: **Left**

Throws: **Left**

Height: **5-10**

Weight: **186**

DOB: December 7, 2000

Opening Day Age: **24**

Born: **Valencia, VZ**

Resides: **San Diego, VZ**

MLB Debut: --

MLB Service Time: 0.000

Acquired: **Signed as a free agent, November 22, 2024**

Contract Status: **Signed through 2025**

2024

- **Awards:** Southern League Player of the Week (5/5/24).
- 24-year-old Carlos Rodriguez completed his sixth professional season (all with Milwaukee), posting a slash line of .284/.368/.374 (124-for-436) in 115 games between Double-A Biloxi (84) and Triple-A Nashville (31).
 - He hit four home runs, 15 doubles and six triples, while recording 52 RBI and 65 runs...Went 17-for-23 in stolen base attempts.
 - Earned his promotion to Triple-A Nashville on August 6.
- On Double-A Biloxi's 7-day injured list from May 7 to May 15.

MINOR LEAGUE NOTES

- **Awards:** 2x MiLB.com Organization All-Star (2019, '23 with Milwaukee)...2018 Dominican Summer League Mid-Season All-Star (Milwaukee)...Southern League Player of the Week (5/5/24, Milwaukee)...Midwest League Player of the Week (5/29/22, Milwaukee).
- Entering his seventh professional season and first as a member of the Braves organization.
 - Milwaukee (2018-19, '21-24).
- Owns a career minor league slash line of .291/.356/.380 (502-for-1,725) in 470 games, appearing primarily in left field...He's also played center field and right field.
- In 2023, he ranked third in the Southern League in batting average (.291) and seventh in hits (114).
 - Named an MiLB.com organizational All-Star.

- In 2022, he was named Midwest League Player of the Week for May 23-29, after hitting .435 (10-for-23) with two home runs and four RBI in six games.
- In 2020, he spent the season at the Brewers' Alternate Training Site in Appleton, WI.
- In 2019, he was named an MiLB.com organizational All-Star.
- In 2018, his first professional season — he was named a Dominican Summer League Mid-Season All-Star.
 - Ranked 10th in the Dominican Summer League in batting average (.323).
- Made his professional debut in 2018 with the Brewers rookie-level affiliate in the Dominican Summer League.

TRANSACTIONS

- Signed by the Milwaukee Brewers as a non-drafted free agent on July 2, 2017...Signed by José Rodríguez.
- Signed a major league contract with the Atlanta Braves on November 22, 2024.



CHRIS SALE

51

LEFT-HANDED PITCHER

Full Name: **Christopher Allen Sale**

Bats: **Left**

Throws: **Left**

Height: **6-6**

Weight: **180**

DOB: **March 30, 1989**

Opening Day Age: **35**

Born: **Lakeland, FL**

Resides: **Naples, FL**

MLB Debut: **August 6, 2010**

MLB Service Time: **14.061**

Acquired: **Trade with Boston, December 30, 2023**

Contract Status: **Signed through 2025 (option for 2026)**

2024

- In his first year with Atlanta and 14th major league season, Sale was named the National League Cy Young Award winner, a Rawlings Gold Glove Award recipient, a National League All-Star, a First-Team All-MLB Nomination and the National League Comeback player of the Year, going 18-3 with a 2.38 ERA (47 ER/177.2 IP) and 225 strikeouts.

A Led the National League in wins, strikeouts and ERA...Became the first pitcher in Braves franchise history to win the triple crown and first in the National League since Clayton Kershaw with Los Angeles in 2011.

A Became the fifth pitcher in franchise history (8th win overall) to win the Cy Young Award and first since Tom Glavine in 1998.

- NL Ranks:** Wins (**1st**, 18), Strikeouts (**1st**, 225), SO/9.0 IP (**1st**, 11.40), FIP (**1st**, 2.10), HR/ 9 (**2nd**, 0.46), BB/9 (**2nd**, 5.77) WHIP (**2nd**, 1.01), and win % (**1st**, .857).

A The 18 wins set a new career high for Sale.

- For the eighth time in his career, Sale struck out more than 200 hitters while issuing less than 50 walks in a season.

A He is the only player in baseball history with as many such seasons.

- Did not allow more than two earned runs in each of his last 18 starts dating to June 7, and pitched to a 1.96 ERA with 143 strikeouts in those turns... Atlanta went 14-4.

A Since earned runs became official in both leagues in 1913, it became the longest single-season streak of its kind, passing Hall-of-Famer Walter Johnson (1919) and Félix Hernández (2014) – excluding openers.

CAREER HIGHS

Most Innings Pitched

9.0, 14x, 6/5/19, BOS at KC

Most Runs

9, 4/30/15, CWS at MIN

Most Earned Runs

8, 6x, last: 6/1/24, ATL vs. OAK

Most Hits Allowed

12, 7/30/15, CWS at BOS

Most Home Runs Allowed

4, 2x, last: 9/26/17, BOS vs. TOR

Most Walks

5, 3x, 5/19/19, BOS vs. HOU

Most Strikeouts

17, 5/14/19, BOS vs. COL

Longest winning streak

10 decisions, 10/2/15-5/19/16

Longest losing streak

6 decisions, 6/2-7/6/13

A Since earned runs became official in the National League in 1912, it's the longest such streak by a Braves starter, passing Hall-of-Famer Greg Maddux, twice (16 - 1993-94).

A It is tied for the fifth-longest streak across seasons in baseball history.

- Retired Drew Romo in the third inning against Colorado on September 3 to record his 200th punchout of the season.
 - Became the first left-hander in franchise history to reach the milestone.
 - In the franchise's Modern Era (since 1900), he's the 11th pitcher, 19th instance, to amass 200 strikeouts within a single-season.
 - Marks the eighth 200-strikeout season of his 15-year career; tied for second-most among left-handers in MLB history, along with Hall-of-Famer Steve Carlton, while trailing Hall-of-Famer Randy Johnson (13).
- His .857 winning percentage is the highest in a single season in Braves franchise history among pitchers with at least as many starts.
- Named an All-Star for the eighth time in his career and first for the National League.
 - His 13 wins were the most by an Atlanta pitcher prior to the break since Hall-of-Famer John Smoltz also won 13 in 1996, who was named the Cy Young Award winner that year.
- Named as the National League Pitcher of the Month for May...He went a perfect 5-0 with a 0.56 ERA (2 ER/32.0 IP) across five starts, walking just two and fanning 45.
 - The award was Sale's fifth career Pitcher of the Month honor, and his first since winning back-to-back awards in June and July of 2018 while with Boston.
 - His 0.56 ERA was the lowest in baseball during the month of May since Tommy Greene pitched to a 0.29 ERA in six starts with Philadelphia in 1991...Greene struck out 30 in 31.0 frames while Sale fanned 45 hitters in 32.0 innings pitched.
 - Sale's ERA was the lowest in a calendar month by an Atlanta starter with at least five outings since Kris Medlen pitched to a 0.50 ERA in August, 2012.
 - Per Baseball Reference, since 1910 it was the lowest ERA by a Braves starter in a calendar month who had at least 45 strikeouts and 30.0 innings pitched.
 - Sale became one of 18 pitchers in history with at least five monthly awards and the eighth left-hander of the group... He is the first Brave to win the award since teammate Max Fried did so in September 2021.
 - The 35-year-old led the majors in ERA in May, ranked second among NL pitchers in strikeouts and WHIP, and tied for seventh in opponents' average.
- Became the 17th pitcher in baseball history (1901) to both win 10 games and have zero losses at home...First since Dallas Keuchel in 2015.
- Went a perfect 11-0 with a 1.85 ERA against clubs with a .500 or winning record, the second-lowest ERA in baseball among starters with at least 10 outings...Trailed only his teammate Reynaldo López, who sported a 1.55 ERA against such teams.
 - Dating to 1901, Sale joins Gerrit Cole (2023) and Curt Schilling (2004) as the only pitchers in the majors to win at least 10 games without suffering a loss through at least 10 starts against teams with a .500 record or better.
 - His 1.85 ERA was the lowest of the three.
- His 29 starts this season were the most in a single year since he made 32 starts with Boston in 2017.

2023

- Completed his 14th major league season while going 6-5 with a 4.30 ERA in 20 starts with the Boston Red Sox last season.
 - His 20 starts and 102.2 innings pitched were the most in a season since 2019.
 - Sale missed 59 games with left shoulder inflammation from June 2 through August 10.
- Boston went 12-8 in his starts.
 - The Red Sox's 12 wins during Sale's starts were the second most in the club, second only to the team's 17 wins with Brayan Bello on the mound.
- His 10.96 strikeouts per nine innings was the sixth-highest rate among pitchers with at least 20 starts last season.
- Pitched at least 5.0 innings while holding opponents to one run or less in eight of his starts.
- Sale threw his slider in 37.5% of his pitches this season, the sixth-highest rate in baseball among pitchers with at least 20 starts.
 - Opponents hit .162 against his slider this season.
- Struck out a season-high 11 batters on April 18 against Minnesota.
- Went 1-3 with a 3.92 ERA in nine starts after being reinstated from the 60-day IL.
 - Pitched to a 2.88 ERA in his last five starts of the season.

MAJOR LEAGUE NOTES

- Awards: N.L. Cy Young Award Winner (2024), A.L. All-Star (7x, 2012-18), N.L. All-Star (2024), World Series Champion (2018).
- Entering his 15th major league season, Sale was selected to the N.L. All-Star team in his first eligible season, was named to seven consecutive A.L. All-Star teams from 2012-2018, and won the 2024 N.L. Cy Young award, including eight career Top 10 finishes in Cy Young voting.
- Was the American League starter in three consecutive All-Star games from 2016-18, tying Lefty Gomez and Robin Roberts for the longest such streak in baseball history.
 - ♣ Became the only pitcher in MLB history to start consecutive All-Star games for two different teams (CWS-2016, BOS-2017).
 - ♣ Was the only pitcher named to each of those All-Star teams during that span.
- His 11.09 strikeouts per nine innings is the highest rate among active pitchers (min. 1,500 IP).
 - ♣ His career 3.04 ERA is the third lowest among active pitchers.
 - ♣ Ranks fourth with 2,414 strikeouts among active pitchers.
- Sale's three career immaculate innings are tied for the most in baseball history with Max Scherzer and Hall-of-Famer Sandy Koufax.
- He is the only player in major league history to record at least 200 strikeouts with 50 or fewer walks issued in eight separate seasons.
 - ♣ Hall-of-Famers Pedro Martínez and Roy Halladay are the next closest pitchers with five such seasons.
- Through 1,958.1 frames tossed in his career, Sale has averaged 2.091 bases on balls per nine innings pitched...It is the fifth lowest rate among active pitchers and the lowest among pitchers with at least as many innings pitched as sale.
- Missed 59 games with left shoulder inflammation in 2023.
- Recorded a career-most 308 strikeouts in the 2017 season with Boston.
 - ♣ Sale reached 300 strikeouts in 209.1 innings pitched...Only Hall-of-Famers Randy Johnson (197.2 IP, 2001) and Pedro Martínez (203.2 IP, 1999) accomplished it in fewer innings pitched.
 - ♣ Set the major league single-season record for strikeouts on the road with 191 in 2017.
 - ♣ His 13 games of at least 10 strikeouts away from home are the most in a single season in major league history.
- In a span of two games between May 8 and May 14, 2019, Sale recorded 14 strikeouts, scattering three hits over 8.0 innings pitched in his start against Baltimore and fanned a career-high 17 hitters without issuing a walk in his outing against Colorado.
 - ♣ Became just the second pitcher dating to 1900 and first since Dwight Gooden in 1984 to strike out 30 or more hitters without issuing a walk over a two-start span.
 - ♣ Became the first pitcher in MLB history to record 17 strikeouts in a start of 7.0 innings pitched or fewer.
 - ♣ Also became the only pitcher in MLB history to hold an opponent to three hits or fewer without issuing a walk and fanning at least 14 hitters in consecutive starts (Elias).
- In 2015 he became the only pitcher to record at least 10 strikeouts in four consecutive outings while increasing his total in each start dating to 1900.
 - ♣ Fanned 10 hitters on May 23 against Minnesota, 12 on May 28 at Baltimore, 13 on June 3 at Texas, and 14 on June 8 against Houston.
- Sale's 13.12 strikeouts per nine innings prior the All-Star break in 2018 was the highest rate in American League history.
 - ♣ Joins Spencer Strider who recorded the second-highest rate in MLB history going into the All-Star Break in 2023, averaging 14.27 strikeouts per nine innings.
- Recorded a streak of five games (6/19-7/11/2018) with at least 11 strikeouts and one walk or less issued...the longest such streak in baseball history.
- Joined Hall-of-Famer Sandy Koufax as the only pitchers in MLB (dating to 1900) to record at least 12 strikeouts while only allowing one run or less in three consecutive starts. (Research courtesy of Elias)
- Sale is the only pitcher in baseball history to have recorded two separate eight-game streaks of at least 10 strikeouts.
 - ♣ A streak of five games with at least 10 punchouts has occurred 13 times in major league history...Sale has recorded three of them.
- Struck out 12 hitters on just 68 pitches in August 12, 2018 at Baltimore, becoming the only pitcher to have as many strikeouts on 70 or fewer pitches after exiting a start.

- In the span of seven starts between June and August in 2018, Sale went 6-0 with a 0.20 ERA.
 - Became the first pitcher to have a 0.20 ERA or lower in a seven-game span (min 15.0 IP) since Hall-of-Famer Bob Gibson pitched to a 0.14 ERA during his 1968 MVP season.
- Sale struck out a combined 250 hitters in the first 25 starts of the 2017 season.
 - Joined Hall-of-Famers Randy Johnson and Pedro Martinez as the only players in baseball history to record at least 250 strikeouts through the first 25 games of a single season.
- Has been named the AL pitcher of the Month four times (September 2012, June 2015, June 2018, and July 2018).
- His 54 games of at least 8.0 innings pitched are the second most in the majors since 2012...Trails only Los Angeles'
- Is one of four pitchers to have suffered multiple losses after fanning at least 14 hitters without issuing a walk in a game.
 - HOF'er Randy Johnson (3x), Jacob deGrom (2x) and Justin Verlander (2x).
 - Sale has four such losses.
- Appeared in 11 games between the 2020 through 2022 seasons.
 - Did not play in 2020 after undergoing Tommy John surgery.
 - Made nine starts during the 2021 campaign after recovering from Tommy John surgery.
 - Began the 2022 season on the 60-day injured list with a right rib stress fracture... Made two starts before landing on the 15-day IL with a left finger fracture.
 - Suffered a right wrist injury on August 6, 2022 and underwent an open reduction and internal fixation of a right distal radius fracture...Transferred to the 60-day injured list on August 13.
 - Missed 59 games in 2023 with left shoulder inflammation.
- Made his debut on August 6, 2010 with Chicago (AL) in Baltimore...He faced two batters, allowing a hit and a walk before exiting the game.
 - Sale joined Chicago (AL) after being drafted 13th overall earlier that year.
 - He had a total of 11 relief appearances in the White Sox's farm system before making his major league debut.
- Has been traded twice in his career.

- Traded from Chicago (AL) to Boston in exchange for four minor league players in 2016.
- Traded from Boston to Atlanta in exchange for INF Vaughn Grissom and cash.

MINOR LEAGUE NOTES

- Began his professional career with High-A Winston-Salem in Chicago's (AL) farm system... Did not receive a decision in four relief appearances, pitching to a 2.25 ERA (1 ER/4.0 IP).
- Pitched to a 2.84 ERA (2 ER/6.1 IP) in seven relief appearances with Triple-A Charlotte.
- Sale went 0-0 with a 2.61 ERA (3 ER/10.1 IP) in 11 total relief appearances before joining the White Sox in August.

AMATEUR

- Awards: 2010 Collegiate Baseball National Player of the Year, ABCA/Rawlings NCAA All-American - 1st Team, CBF National Pitcher of the Year Finalist, Baseball American All-American - 1st Team, Yahoo! Sports All-American, 2010 Golden Spikes Award Runner-Up, Atlantic Sun Pitcher of the Year, Atlantic Sun First Team.
 - Sale pitched at Florida Gulf Coast University from 2008-10.
 - He was named the 2010 National Player of the Year by Collegiate Baseball after going 11-0 with a 2.01 ERA (23 ER/103.0 IP)
 - Sale was inducted into the inaugural Hall of Fame class in 2021...Was also inducted in the ASUN Conference Hall of Fame inaugural Hall of Fame class in 2015.
 - He was ranked as the number one prospect in the Cape Cod League by Baseball America in 2009, going 4-2 with a 1.47 ERA and 57 punchouts for Yarmouth-Dennis.
 - Graduated from Lakeland High School in Florida in 2007.
- ## PERSONAL
- He and his wife, Brianne, live in Naples, Florida with their three sons, Rylen, Brayson, and Camden.

TRANSACTIONS

- Signed a two-year contract extension with Atlanta worth \$38 million, with a club option for 2026.
- Acquired by the Atlanta Braves from the Boston Red Sox in exchange for INF Vaughn Grissom and Cash.
- Placed on the 15-day injured list on July 19, 2022 with a left finger fracture.
- Placed on the 60-day injured list on April 4, 2022 with a right rib stress fracture.
- Placed on Boston's COVID-related injured list from September 10 to September 17, 2021.
- Placed on the 60-day injured list recovering from Tommy John surgery on February 18, 2021.
- Placed on the 60-day injured list with a left ulnar collateral ligament tear on June 28, 2020.
- Placed on the 10-day injured list with left elbow inflammation on August 17, 2019...transferred to 60-day on September 1.
- Placed on the 10-day injured list with mild left shoulder inflammation on August 18, 2018.
- Placed on the 10-day injured list with mild left shoulder inflammation on July 31, 2018.
- Acquired from the Boston Red Sox via trade with the Chicago White Sox in exchange for OF Luis Alexander Basabe, RHP Michael Kopech, RHP Victor Díaz and INF Yoan Moncada on December 6, 2016.
- Placed on the 15-day injured list with an avulsion fracture of his right foot on March 27, 2015.
- Placed on the 15-day injured list with a flexor muscle strain in his left arm on April 22, 2014.
- Drafted by Chicago (AL) in the first round of the 2010 MLB June Amateur Draft.
- Drafted by Colorado in the 21st round of the 2007 MLB June Amateur Draft: did not sign.





ROYBER SALINAS

RIGHT-HANDED PITCHER

Full Name: **Royber Adrian Salinas**
Bats: **Right** Throws: **Right**
Height: **6-3** Weight: **205**
DOB: **April 10, 2001** Opening Day Age: **23**
Born: **Guarenas, VZ** Resides: **Guatire, VZ**
MLB Debut: **N/A** MLB Service Time: **0.000**
Acquired: **Claimed off waivers from OAK, November 1, 2024**
Contract Status: **Signed through 2025**

NON-ROSTER INVITEE

2024

- Pitched for Double-A Midland and Triple-A Las Vegas in the Athletics system last season, logging 10 games (all starts) and a 4.60 ERA (22 ER/43.0 IP).
- Had surgery on his right labrum in July and continues to recover.

MINOR LEAGUE NOTES

- Has struck out 422 batters in 296.0 minor league innings (12.8 K/9).
- Finished the 2023 season as Oakland's No. 20 prospect, according to MLB.com.
- Earned a variety of honors for his performance in 2022.
 - For the time period including May 1, Salinas was named the Carolina League Pitcher of the Week.
 - For the month of April, was named Carolina League Pitcher of the Month.
 - For his 2022 season as a whole, was honored as an MiLB.com Organizational All-Star.
- Was originally signed by Atlanta in 2018.
 - Salinas spent three seasons in the Braves' minor league ranks before he was traded to the Athletics in the deal that brought Sean Murphy to Atlanta.

TRANSACTIONS

- Claimed off waivers by Atlanta from the Athletics on November 1, 2024.
- Placed on seven-day injured list on June 1, 2024 with right shoulder inflammation...Missed the remainder of the season.
- Placed on seven-day injured list on June 8, 2023 with a right elbow strain...Reinstated on July 28, 2023.
- Included in a three-team trade between Atlanta, Milwaukee and Oakland...Traded by Atlanta to Oakland along with RHP Justin Yeager, LHP Kyle Muller and RHP Freddy Tarnok in exchange for C Sean Murphy...Oakland also received OF Esteury Ruiz from Milwaukee...Milwaukee received C William Contreras from Atlanta and RHP Joel Payamps from Oakland.
- Signed by Atlanta as an international free agent on October 9, 2018.



SPENCER SCHWELLENBACH

56

RIGHT-HANDED PITCHER

Full Name: **Spencer Drew Schwellenbach**

Bats: **Right**

Throws: **Right**

Height: **6-1**

Weight: **200**

DOB: **May 31, 2000**

Opening Day Age: **24**

Born: **Saginaw, MI**

Resides: **Saginaw, MI**

MLB Debut: **May 29, 2024**

MLB Service Time: **0.124**

Acquired: **Braves' second-round pick in 2021**

Contract Status: **Signed through 2025**

2024

- In his first year with Atlanta and second professional season, Schwellenbach went 8-7 with a 3.35 ERA (46 ER/123.2 IP) over 21 starts.
- Made his debut on May 29 against Washington, allowing five hits and three runs while fanning five hitters.
- Made a combined eight starts between Double-A Mississippi and High-A Rome before Atlanta selected his contract.
 - Before joining Atlanta's rotation, Schwellenbach went a combined 9-3 with a 2.21 ERA over 24 starts across three levels (Mississippi, Rome and Single-A Augusta) of the Braves' farm system dating to his professional debut in 2023.
 - Pitched 13.0 scoreless innings in two starts with the M-Braves while recording 17 strikeouts and issuing just one walk, earning the win in both games.
 - Made six starts for the Emperors and went 2-1 with a 2.53 ERA this season.
- His 122 strikeouts through his first 20 career games were the most by a Braves player through as many games to begin their career in franchise history.
- Schwellenbach struck out 42 hitters in the month of August; the most by a Braves pitcher in franchise history in their first year in a single calendar month.
- Became the first pitcher in the live ball era to have at least 77 strikeouts and issue 12 walks or less through a player's first 12 career games.

CAREER HIGHS

Most Innings Pitched

7.0, 5x, last: 9/30/24 (1), ATL vs. NYM

Most Runs

6, 6/5/24, ATL at BOS

Most Earned Runs

6, 6/5/24, ATL at BOS

Most Hits Allowed

10, 9/7/24, ATL vs. TOR

Most Home Runs Allowed

3, 7/21/24, ATL vs. STL

Most Walks

3, 8/27/24, ATL at MIN

Most Strikeouts

11, 7/27/24, ATL at NYM

Longest winning streak

3 decisions, 9/13/24-Pres.

Longest losing streak

2 decisions, 2x, last: 6/24-6/30/24

- Fanned 11 Mets hitters while scattering two hits over 7.0 scoreless innings on July 27...The 11 strikeouts set a new career high.
 - Since the mound moved to its current distance in 1893, he is just the third rookie to strike out at least 10 in two straight starts, following Dwight Gooden (September 12 and 17, 1984) and Cincinnati's Nick Lodolo (September 9 and 14, 2022).

➤ Became the first player in Braves franchise history to strike out at least 10 hitters without allowing a run in one of his first 10 career games.

➤ Became the third Braves rookie in franchise history with 7.0 or more shutout innings, no walks, and 11 or more strikeouts...Bob Sadowski on September 5, 1963 and Spencer Strider, September 1, 2022 are the other two.

- Became the only rookie in the modern era to strikeout eight or more hitters without issuing a walk in three consecutive starts (July 21-August 2)...Credit StatsPerform.
- Produced a 34.3% chase rate this season, the second highest rate among pitchers with at least 10 starts this year...Trailed only Philadelphia's Christopher Sánchez (36.9%).
- Threw strikes on 69.3% of his pitches, the highest mark among MLB starters with at least 10 outings.
- Schwellenbach went 7-3 with a 2.87 ERA against teams with .500 records or better this year.
 - Only Pittsburgh's Paul Skenes (2.32) and LA's Yoshinobu Yamamoto (NL - 2.28) have lower ERA's among rookies against such clubs this season (min. 10 starts).
- Went 2-0 with a 0.86 ERA in three starts against New York (NL).
 - Struck out 20 Mets hitters while only issuing one walk and averaged 7.0 innings pitched between the three outings.

MINOR LEAGUE NOTES

- Made a total of 24 starts at the professional level between Single-A Augusta, High-A Rome and Double-A Mississippi before his contract was selected by Atlanta.
 - Went 9-3 with a 2.21 ERA in the two minor league seasons across three different levels of the Atlanta's farm system.
- Missed the 2022 season recovering from Tommy John surgery.

AMATEUR

- In 2021, he was named the Big Ten Player of the Year and the John Olerud Two-Way Player of the Year.
 - Was also a Golden Spikes Award Semifinalist, ABCA/Rawlings First-Team All-American, D1 Baseball First-Team All-American, Baseball America Second-Team All-American and Collegiate Baseball Second-Team All-American.
 - Played shortstop in 48 games for the Cornhuskers while hitting .284 with 40 RBI, six home runs and nine stolen bases.
 - Went 3-1 with 10 saves and a 0.57 ERA (2 ER/31.2 IP) in 18 relief appearances with Nebraska.
- Played for Nebraska from 2019-21.
 - Was named a team captain in 2021.
- Played High School baseball at Saginaw Heritage in Michigan.
 - Had a career .416 batting average, six homers and 112 RBI.
 - Went 18-6 with a 0.73 ERA in 154.0 frames.
- Drafted by Cleveland in the 34th round of the 2018 MLB June Amateur Draft: did not sign.

TRANSACTIONS

- Drafted by the Atlanta Braves in the second round of the 2021 First-Year Player Draft out of the University of Nebraska.



CHASEN SHREVE



LEFT-HANDED PITCHER

Full Name: **Chasen Dean Shreve**

Bats: **Left**

Throws: **Left**

Height: **6-3**

Weight: **177**

DOB: **July 12, 1990**

Opening Day Age: **34**

Born: **Las Vegas, NV**

Resides: **Las Vegas, NV**

MLB Debut: **July 19, 2014**

MLB Service Time: **7.067**

Acquired: **Signed as a free agent, January 16, 2025**

Contract Status: **Signed through 2025**

2024

- Made a single major league appearance, tossing a scoreless sixth inning for Colorado versus New York (NL) on August 7.
- Pitched for three different organizations at the Triple-A level: Round Rock (TEX, 20 games), Scranton-Wilkes Barre (NYY, 10 games) and Albuquerque (COL, 1 game).
 - ▲ Combined to post a 4-1 record and a 2.62 ERA (10 ER/34.1 IP) in Triple-A.

MAJOR LEAGUE NOTES

- Made his major league debut with Atlanta on July 19, 2014 versus Philadelphia.
 - ▲ Struck out the first batter he faced (Ryan Howard) before recording another out in the following inning.
 - ▲ Made 15 total appearances for Atlanta before being traded to New York (AL) during the offseason.
- Has pitched for nine different teams during his major league career: New York Yankees (180 games), Pittsburgh Pirates (57 games), Detroit Tigers (47 games), New York Mets (42 games), St. Louis Cardinals (23 games), Atlanta Braves (15 games), Cincinnati Reds (3 games) and Colorado Rockies (1 game).
 - ▲ Owns a lifetime 3.96 ERA (157 ER/357.0 IP) in 368 career appearances.

MINOR LEAGUE NOTES

- Progressed through Atlanta's minor league system from 2010-14, making stops with Rookie Level Danville, Low-A Rome, High-A Lynchburg, Double-A Mississippi and Triple-A Gwinnett.

CAREER HIGHS

Most Innings Pitched
3.1, 4/10/15, NYY vs. BOS

Most Runs
5, 4/27/23, DET vs. BAL

Most Earned Runs
5, 4/27/23, DET vs. BAL

Most Hits Allowed
4, 3x, 4/27/23, DET vs. BAL

Most Home Runs Allowed
2, 5x, last: 6/28/22, NYM vs. HOU

Most Walks
4, 9/16/17, NYY vs. BAL

Most Strikeouts
5, 4x, 8/17/20, NYM at MIA

Longest winning streak
5 decisions, 2x, last: 6/23/17-5/6/18


Longest losing streak
2 decisions, 4x, last: 5/15/22-4/12/23

TRANSACTIONS

- Signed by Atlanta as a minor league free agent on January 16, 2025.
- Signed by Colorado as a minor league free agent on August 3, 2024.
- Signed by New York (AL) as a minor league free agent on August 1, 2024.

CHASEN SHREVE

- Signed by Texas as a minor league free agent on February 11, 2024.
- Designated for release or assignment by Cincinnati on September 12, 2023.
- Signed by Cincinnati as a minor league free agent on August 18, 2023.
- Designated for release or assignment by Detroit on August 14, 2023.
- Signed by Detroit as a minor league free agent on January 20, 2023.
- Signed by New York (AL) as a minor league free agent on August 26, 2022.
- Designated for release or assignment by New York (NL) on July 5, 2022.
- Signed with New York (NL) as a minor league free agent on March 29, 2022.
- Signed with Pittsburgh as a minor league free agent on February 7, 2021.
- Signed with New York (NL) as a minor league free agent on December 9, 2019.
- Designated for release or assignment by St. Louis on March 22, 2019...Subsequently outrighted.
- Acquired by St. Louis along with RHP Giovanny Gallegos in exchange for INF Luke Voit and cash considerations on July 28, 2018.
- Placed on 15-day injured list on May 26, 2016 with a left shoulder sprain.
- Acquired by New York (AL) from Atlanta on January 1, 2015 along with RHP David Carpenter in exchange for Manuel Banuelos.
- Selected to Atlanta's major league roster on July 19, 2014...Made his debut that day.
- Placed on seven-day injured list on July 8, 2010 with a left shoulder strain...Reinstated on July 29, 2010.
- Signed by Atlanta as an undrafted free agent on June 13, 2010.





AJ SMITH-SHAWVER

32

RIGHT-HANDED PITCHER

Full Name: **AJ Smith-Shawver**

Bats: **Right**

Throws: **Right**

Height: **6-3**

Weight: **227**

DOB: **November 20, 2002**

Opening Day Age: **22**

Born: **Fort Worth, TX**

Resides: **Colleyville, TX**

MLB Debut: **June 4, 2023**

MLB Service Time: **0.099**

Acquired: **Braves' seventh-round pick in 2021**

Contract Status: **Signed through 2025**

2024

- In his fourth professional season, Smith-Shawver made one start for Atlanta on May 23 in Chicago (NL).

A Left the game with a strained left oblique after 4.1 scoreless innings pitched.

- Went 3-7 with a 4.86 ERA (47 ER/87.0 IP) and 104 strikeouts in 20 starts with Triple-A Gwinnett.

2024 POSTSEASON

- Started Game 1 in the NL Wild Card Series against San Diego...It was his first career postseason start.

A Smith-Shawver made the start at 21 years, 316 days old, and became the youngest pitcher in Braves franchise history to start Game 1 of a postseason series.

A Just one Atlanta pitcher had started any playoff game at a younger age... Steve Avery made four starts in the 1991 playoffs, including two in the World Series, between 21 years, 179 days and 21 years, 195 days old.

MAJOR LEAGUE NOTES

- Finished 1-0 with a 4.26 ERA (12 ER/25.1 IP) in 2023, his debut season with the Braves.
- At 20 years – 207 days old, became the youngest Braves starting pitcher to earn a win since Steve Avery (20 years – 132 days), August 24, 1990 vs. Chicago (NL).

A Won against Colorado on June 15.

A Just the sixth time in Atlanta franchise history (1966) a pitcher of Smith-Shawver's age or younger was credited with the win.

CAREER HIGHS

Most Innings Pitched

5.2, 6/15/23, ATL vs. COL

Most Runs

5, 6/23/23, ATL at CIN

Most Earned Runs

5, 6/23/23, ATL at CIN

Most Hits Allowed

6, 6/15/23, ATL vs. COL

Most Home Runs Allowed

3, 6/23/23, ATL at CIN

Most Walks

4, 7/30/23, ATL vs. MIL

Most Strikeouts

6, 6/15/23, ATL vs. COL

Longest winning streak

None

Longest losing streak

None

- Made his debut on June 4, 2023 against Arizona, becoming the youngest pitcher to make his first start for Atlanta since Julio Teheran on May 7, 2011.

A Only one pitcher in baseball in the 2023 season had started a game at a younger age, with Eury Pérez making five such starts for the Marlins.

A Prior to his debut, Smith-Shawver had 33.0 professional innings pitched.

MINOR LEAGUE NOTES

- Is 10-15 with a 4.50 ERA (114 ER/228.0 IP) through four minor league seasons in the Braves' farm system.
- Began the 2023 season with High-A Rome before being transferred to Double-A Mississippi...After two starts for the M-Braves, he was transferred to Triple-A Gwinnett.
 - Went 1-0 without allowing a run in three starts with the R-Braves.
 - Pitched 7.0 scoreless innings in two starts for Mississippi.
- Was named the South Atlantic League Pitcher of the Month for April in 2023 after pitching 14.0 scoreless frames between all three of his starts with High-A Rome.
 - Was named the SAL Pitcher of the Week for April 24-30 after fanning six hitters over 5.0 scoreless frames while only allowing one hit.
- Made his professional debut with Single-A Augusta in 2022.
 - Spent the entire season with the GreenJackets, going 3-4 with a 5.11 ERA in 17 starts.

TRANSACTIONS

- Placed on the 15-day injured list with a strained left oblique on May 24, 2024.
- Drafted by the Atlanta Braves in the seventh round of the 2021 MLB June Amateur Draft.





SPENCER STRIDER

99

RIGHT-HANDED PITCHER

Full Name: **Spencer Robert Strider**

Bats: **Right**

Throws: **Right**

Height: **6-0**

Weight: **195**

DOB: **October 28, 1998**

Opening Day Age: **26**

Born: **Columbus, OH**

Resides: **Knoxville, TN**

MLB Debut: **October 1, 2021**

MLB Service Time: **3.003**

Acquired: **Braves' fourth-round pick in 2020**

Contract Status: **Signed through 2028 (option for 2029)**

2024

- Made his first career Opening Day start while going 0-0 with a 7.00 ERA through two games before having season-ending surgery.
 - Dr. Keith Meister performed the surgery on April 12 in Arlington, TX to repair the ulnar collateral ligament in his right elbow with an internal brace.
- 2023 MLB Ranks:** Wins (1st, 20), Win% (1st, .800), Strikeouts (1st, 281), SO/9.0 IP (1st, 13.55), FIP (2nd, 2.71).
- 2023 NL Ranks:** Wins (1st, 20), Win% (1st, .800), Strikeouts (1st, 281), SO/9.0 IP (1st, 13.55), FIP (1st, 2.71), WHIP (4th, 1.09).

2023 POSTSEASON

- Started games 1 and 4 of the NLDS against Philadelphia, going 0-2 with a 2.84 ERA (4 ER, 12.2 IP) and 15 strikeouts between both games.

MAJOR LEAGUE NOTES

- Awards:** 2023 National League All-Star, 2023 All-MLB First Team (SP) and NL Rookie of the Month (July, '22).
- Pitched his second full major league season in 2023 and went 20-5 with a 3.86 ERA (80 ER/186.2 IP)...Was named to his first career All-Star Game and led the majors in wins and strikeouts.
 - In 2023 Strider set a new Atlanta franchise record for most strikeouts in a single season with 281.
 - The previous mark of 276, was set by Hall-of-Famer John Smoltz, during his Cy Young Award-winning season in 1996... Smoltz ('96) is the only other Atlanta-era (since 1966) to lead the majors in strikeouts.

CAREER HIGHS

Most Innings Pitched

8.0, 2x, last: 4/24/23, ATL vs. MIA

Most Runs Allowed

8, 6/8/23, ATL vs. NYM

Most Earned Runs Allowed

8, 6/8/23, ATL vs. NYM

Most Hits Allowed

9, 9/12/22, ATL at SF

Most Home Runs Allowed

3, 6/14/23 (1), ATL at DET

Most Walks

5, 6/4/22, ATL at COL

Most Strikeouts

16, 9/1/22, ATL vs. COL

Longest Winning Streak

7 decisions, 5/28-7/8/23

Longest Losing Streak

2 decisions, 5/12-5/23/23

- His 186.2 innings pitched were the fewest by any pitcher to lead the majors in strikeouts, over a full season, in MLB history...Hall-of-Famer Randy Johnson paced the majors with 204 punch-outs in 172.0 innings in the strike-shortened season in 1994, while Cleveland's Shane Bieber did the same, fanning 122 over 77.1 frames in the truncated 2020 campaign.

Strider had 11 double-digit strikeout efforts this past season; only Hall-of-Famer John Smoltz (12) has more in a single season in franchise history.

- Strider's 433 strikeouts as a starter are the most in baseball history through a player's first 50 starts.

Dwight Gooden ranks second with 418.

His 17 games with at least 10 strikeouts are the second most in MLB history (1901) through a player's first 50 starts; trails only Dwight Gooden (20).

Strider joined Cy Young Award-winner Dwight Gooden as the only pitchers in the modern era to reach 300 strikeouts in their first 35 career starts.

- He became just the eighth Braves pitcher to win 20 games in a season since the club moved to Atlanta in 1966.

Earned his 20th win of the season on September 30, 2023.

Became the first Braves pitcher to lead the N.L. outright in wins since Kyle Wright in 2022.

Strider had three more wins on the season than any other pitcher in baseball...Arizona's Zac Gallen finished second with 17.

Pitchers Wright ('22), Russ Ortiz ('03), Tom Glavine ('91, '92, '93, '98, '00), Phil Niekro ('69, '74, '79), John Smoltz ('96), Ortiz ('03), Greg Maddux ('93) and Denny Neagle ('97) all reached the mark for the franchise.

Became the youngest Braves pitcher with at least 20 wins, within a single season, since Tony Cloninger, who also did so in his age-24 season in 1965 with Milwaukee.

- Atlanta went 26-6 in Strider's starts in his second major league season...It was the most team wins in a start by one pitcher in 2023.

The 26 wins by the Braves during Strider's starts were tied for the third most in Atlanta-franchise history in a single season...Atlanta won 28 games in 1993 with Steve Avery on the mound...Hall-of-Famers Tom Glavine (27, '93) and John Smoltz (26, '96) rank second and tied-for-third respectively.

- Strider went 12-2 with a 3.36 ERA in 16 starts away from Truist Park in 2023.

Strider's 12 wins away from Truist Park are tied for the third most in Braves franchise history in a single season and were the most since Tom Glavine also won 12 games on the road in 1998.

Joined Hall-of-Famers Glavine, Greg Maddux and Phil Niekro as the only Atlanta-era pitchers with as many road victories in a year.

His 12 wins away from home this past season were easily most in the majors... No other pitcher reached the double-digit mark in 2023.

- Strider's 433 strikeouts as a starter are the most in baseball history through a player's first 50 starts.

Dwight Gooden ranks second with 418.

His 17 games with at least 10 strikeouts are the second most in MLB history (1901) through a player's first 50 starts; trails only Dwight Gooden (20).

He joined Cy Young Award-winner Dwight Gooden as the only pitchers in the modern era to reach 300 strikeouts in their first 35 career starts.

- On August 18, 2023 Strider recorded his fourth career game with at least 10 strikeouts while holding the opponents to one hit or less; the most such games by a pitcher before turning 25 since the mound was set at its current distance (credit ESPN Stats).
- Strider struck out Shohei Ohtani (LAA) for his 200th strikeout of the season.

Broke his own record – becoming the fastest pitcher, by innings pitched (123.1), to reach the 200-strikeout plateau within a single season since the mound moved to its current distance in 1893.

Last year, he recorded 200 strikeouts in 130.0 innings...Prior to last season, Hall-of-Famer LHP Randy Johnson held the record, reaching 200 strikeouts in 130.2 innings in 2001.

Strider is the fifth pitcher since 1893 to collect at least 200 strikeouts in his first two full major league seasons, joining: Cleveland's Herb Score (1955-56), New York's (NL) Dwight Gooden (1984-85), Los Angeles' (NL) Hideo Nomo (1995-96) and Texas' Yu Darvish (2012-13).

He's the fourth Braves pitcher, over the same span, with multiple 200-strikeout seasons, alongside teammate Charlie Morton (2021-22) and Hall-of-Famers John Smoltz, (5 times, 1992-93, '96-97, '06) and Phil Niekro, (three times, 1977-79).

- Strider's 354 strikeouts through his first 40 career starts are the most by any pitcher since the mound was set to its current distance in 1893, credit ESPN Stats.

- Struck out Nick Castellanos in the fourth inning on May 28 to become the fastest starting pitcher, by innings pitched (61.0), to reach 100 strikeouts in a season, since the mound was moved to its current distance in 1893...Strider bested his own franchise record, set last season in 64.2 innings. (Research courtesy of Elias)
- In 2022, became the third rookie in franchise history to strike out 200 in a season, and the first in the modern era...The other rookies to reach 200 strikeouts were RHP Kid Nichols, who struck out 222 in 1890, and Bill Stemmyer, who fanned 239 in 1886...Just 16 rookies have done so in history, with Yu Darvish being the last to do so (221 strikeouts in 2012).
 - ♣ His 13.8 strikeouts per 9.0 innings is the highest by a rookie pitcher in MLB history (min. 12 starts)...Chicago's Kerry Wood held the previous mark with 12.6 K/9.0 IP.
 - ♣ No pitcher in Braves franchise history has pitched at least 100 innings in a season and fanned even 11.0 batters per 9.0 innings...In fact, just two pitchers, Brandon Beachy with 10.7 in 2011 and Charlie Morton with 10.5 in 2021, have been above 10.0.
- Transitioned from the bullpen to the starting rotation on May 30, 2022 at Arizona.
- Has gone 30-9 with a 3.56 ERA in 54 starts since becoming a starter.
- Together with teammate Charlie Morton in 2022, became the first pair of Braves teammates to reach 200 strikeouts in a season since 1886, when Old Hoss Radbourn (218) and Bill Stemmyer (239) both reached the mark...Radbourn tossed 509.1 innings that year, while Stemmyer totaled 348.2 innings.
- Started on September 1, 2022 vs. Colorado and pitched a career-most 8.0 innings, holding the Rockies to just two hits and no runs in the effort...The Braves beat the Rockies, 3-0, to give Strider his ninth win of the season.
- Set the single-game, Atlanta-era record with 16 strikeouts in the game, which also ranks second in all-time franchise history...John Smoltz previously held the Atlanta-era record, punching out 15 on two occasions: May 24, 1992 at Montreal and April 10, 2005 versus the New York Mets...Warren Spahn holds the all-time Braves record with 18 punchouts on June 14, 1952 versus the Chicago Cubs.
 - ♣ Strider's 16 strikeouts are the most in a single game by a Braves rookie in franchise history.
 - ♣ He became the fourth different rookie in

the modern era to strike out at least 16 batters in a game without issuing a walk...Dwight Gooden had exactly 16 K's in two consecutive starts in 1984 (9/12 vs. PIT, 9/17 @ PHI)...Kerry Wood struck out 20 against Houston on May 6, 1998, and Jon Gray fanned 16 Padres on September 17, 2016.

♣ Research courtesy Elias.

- On July 7, 2022 vs. St. Louis, struck out a then career-most 12 batters...Recorded his first nine outs via strikeout.
 - ♣ Since at least 1961, Strider is the only Braves pitcher with nine strikeouts through the first three innings of a game...
 - ♣ He became the only pitcher in Braves history to have three games of at least 10 strikeouts within his first eight starts...League-wide, the last pitcher with at least three double-digit strikeout performances in his first eight career starts was Masahiro Tanaka, who did it for New York (AL) in 2014.
 - ♣ Research via the Elias Sports Bureau.
 - ♣ He allowed one hit and fanned 11 in his previous start at Cincinnati, and became the first rookie in MLB's modern era (since 1900) with 11+ strikeouts and two-or-fewer hits in consecutive starts.
- In his 2022 campaign became the first Atlanta rookie to win 10 games in a season since Julio Teheran went 14-8 in 2013.
- Made his major-league debut on October 1, 2021, allowed two hits and a solo home run.
 - ♣ Pitched 1.1 scoreless innings in relief on October 3.

MINOR LEAGUE NOTES

- Appeared for Low-A Augusta, High-A Rome, Double-A Mississippi and Triple-A Gwinnett in 2021, going a combined 3-7 with a 3.64 ERA (38 ER/94.0 IP), and 153 strikeouts over 21 starts.
 - ♣ His 94 strikeouts ranked seventh in the Double-A South and he held opponents to a .211 batting average.
- In his first professional season, 2020, was added to Atlanta's 60-man player pool on August 17.
 - ♣ Spent the rest of the season at the club's alternate training site.

AMATEUR

- In three seasons with Clemson, went 5-2 with a 4.71 ERA (33 ER/63.0 IP) in 26 appearances, 10 starts.
 A Struck out 89, an average of 12.7 per 9.0 innings.
- He missed the entire 2019 season after undergoing Tommy John surgery that February.
- He returned in 2020 and made a team-most four starts, allowing six runs in 12.0 innings (4.50 ERA) with 19 strikeouts.
- In his first season with the Tigers, 2018, was a *Collegiate Baseball* Freshman All-American, striking out 70 in 51.0 innings.
- Was a three-time ACC Academic Honor Roll member...Majored in political science...Before joining Clemson, attended the Christian Academy of Knoxville.
- He was Tennessee's Gatorade Player of the Year and Mr. Baseball as a senior, 2017.

TRANSACTIONS

- Placed on the 15-day injured list with a right elbow sprain on April 7, 2024...Moved to the 60-day injured list on June 15.
- Drafted by Cleveland in the 35th round in 2017: did not sign.
- Drafted by the Atlanta Braves in the fourth round of the 2020 MLB June Amateur Draft.
- On Atlanta's injured list (left oblique strain), from September 21 to October 6, 2022.
- Signed by the Atlanta Braves to a six-year major league contract through the 2028 season, with a club option for 2029, on October 10, 2022.





WANDER SUERO

81

RIGHT-HANDED PITCHER

Full Name: **Wander Suero**

Bats: **Right**

Throws: **Right**

Height: **6-4**

Weight: **196**

DOB: **September 15, 1991**

Opening Day Age: **33**

Born: **Comendador, DR**

Resides: **Boonton, NJ**

MLB Debut: **May 1, 2018**

MLB Service Time: **3.157**

Acquired: **Signed as free agent, November 23, 2024**

Contract Status: **Signed through 2025**

NON-ROSTER INVITEE

2024

- Pitched in one major league game last season, throwing just two pitches for Houston at Kansas City on April 9
 - A* C Salvador Pérez hit a walk-off single on Suero's second pitch to end the game.
 - A* Suero was subsequently designated for release or assignment on April 12, at which point he was outrighted to the minors.
- Pitched in 67 games for Houston's Triple-A club, the Sugar Land Space Cowboys, going 7-1 with a 2.93 ERA (20 ER/67.2 IP).
 - A* Struck out 71 batters and walked 33.
- Following the 2024 season, pitched in 20 games for los Tigres del Licey of the Dominican Winter League.
 - A* Posted a 1.82 ERA (4 ER/19.2 IP) with 19 strikeouts.

MAJOR LEAGUE NOTES

- Has major league experience with three different clubs: Washington Nationals (185 games) Los Angeles Dodgers (5 games) and Houston Astros (1 game).
- In his last full major league season, 2021 with Washington, threw three different pitches: cutter (75.9%), changeup (15.7%) and curveball (8.4%).
 - A* That year, his offspeed run value ranked in the 92nd percentile among all major league pitchers.
- In 2019, led Nationals relievers in holds, games and strikeouts...Ranked second in the National League and fourth in the Majors in appearances.
 - A* Pitched in 78 games.

CAREER HIGHS

Most Innings Pitched

3.1, 8/4/18, WSH vs. CIN

Most Runs

6, 7/16/21, WSH vs. SD

Most Earned Runs

4, 2x, last: 4/27/19, WSH vs. SD

Most Hits Allowed

6, 9/23/18, WSH vs. NYM

Most Home Runs Allowed

2, 7/16/21, WSH vs. SD

Most Walks

3, 2x, last: 5/5/23, LAD at SD

Most Strikeouts

4, 8/4/18, WSH vs. CIN

Longest winning streak

3 decisions, 5/15-9/11/18

Longest losing streak

4 decisions, 4/14-5/23/19

- In his debut year, 2018, was scoreless through his first five career appearances and posted a 2.38 ERA (3 ER/11.1 IP) through his first 11 outings.
 - A* Was also scoreless in 10 of his final 11 outings of the season.
 - A* Allowed just five of his 31 inherited runners to score, ranking second among N.L. relievers.

MINOR LEAGUE NOTES

- Honored as an Organizational All-Star while playing in Los Angeles' (NL) system during the 2023 season.
- Was the Nationals' Minor League Pitcher of the Year in 2017, leading the organization's minor leaguers with 20 saves.
 - Split time with Triple-A Syracuse (36 games) and Double-A Harrisburg (18 games) and went a combined 3-2 with a 1.79 ERA (13ER/65.1IP)...His 1.70
 - Record a 0.39 ERA through his final 19 appearances with Triple-A Syracuse.
 - Also earned MiLB.com Organization All-Star honors for the 2017 season.

POSTSEASON

- Has four career postseason appearances, all coming in Washington's World Series run in 2019.
 - Worked Game 3 of the NLDS versus Los Angeles, allowing a sixth-inning run in a loss, 10-4.
 - Appeared in three consecutive games of the Fall Classic, Games 3-5...Each appearance was scoreless...Navigated 1.2 perfect innings and whiffed a pair of batters.

TRANSACTIONS

- Signed a minor league contract with Atlanta on November 23, 2024.
- Elected free agency on October 10, 2024.
- Designated for release or assignment on April 12, 2024 and was outrighted to the minors.
- Selected to Houston's major league roster on April 9, 2024.
- Signed a minor league contract with Houston on December 5, 2023.
- Elected free agency on October 19, 2023.
- Placed on 15-day injured list on September 11, 2023 with a back strain...Reinstated on September 26.
- Designated for release or assignment by Los Angeles (AL) on May 22, 2023...Outrighted to the minors on May 25.
- Selected to Los Angeles' (AL) major league roster on May 5, 2023.
- Signed with Los Angeles (AL) as a minor league free agent on January 1, 2023.
- Release by Los Angeles (AL) on July 7, 2022.
- Signed with Los Angeles (AL) as a minor league free agent on March 23, 2022.
- Placed on 10-day injured list on April 18, 2021 with a back strain...Reinstated on May 12.
- Placed on seven-day injured list on April 6, 2018 with a back strain...Reinstated on April 20.
- Selected to Washington's major league roster on November 3, 2017.
- Placed on seven-day injured list on July 18, 2014 with a right hip strain...Reinstated on July 31.
- Signed by Washington as an international free agent on February 2, 2010.



CHADWICK TROMP

45

CATCHER

Full Name: **Chadwick Chandler Tromp**

Bats: **Right**

Throws: **Right**

Height: **5-8**

Weight: **221**

DOB: **March 21, 1995**

Opening Day Age: **30**

Born: **Oranjestad, Aruba**

Resides: **Oranjestad, Aruba**

MLB Debut: **July 29, 2020**

MLB Service Time: **2.066**

Acquired: **Selected off waivers from San Francisco, September 21, 2021**

Contract Status: **Signed through 2025**

2024

- 30-year-old Chadwick Tromp played in his fifth major league season (third with Atlanta), posting a slash line of .250/.259/.365 (13-for-52) in 19 games.
 - He hit six doubles, while recording six RBI and three runs...Threw out 5-of-17 (29.4%) of attempted base stealers.
 - Established his career-high in doubles (6)...Matched his career high in hits 13 (also, 2020).
 - Threw out 4-of-18 (22.2%) of attempted base stealers over his first four big league seasons combined.
- Started 16 of Atlanta's games during the regular season, all at catcher.
 - Appeared three times as a defensive replacement.
 - Was not included on the club's postseason roster.
- Recalled by Atlanta on March 30...The club placed C Sean Murphy on the 10-day injured list with a strained left oblique muscle.
 - Optioned to Triple-A Gwinnett on June 2.
- Recalled by Atlanta on September 9...The club placed C Travis d'Arnaud on the paternity list.
 - Optioned to Triple-A Gwinnett on September 11.
- Went 2-for-4, with a two-run double, April 11 vs. New York (NL).
 - Marked his seventh career multi-hit game and first since August 13, 2022 at Miami.
- Went 2-for-4 with two doubles and two RBI, April 16 at Houston.
 - Marked his second career game with multiple extra-base hits, also: August 13, 2022 at Miami.

CAREER HIGHS

Most Runs

2, 3x, last: 9/20/20, SF at OAK

Most Hits

3, 2x, last: 8/13/22, ATL at MIA

Most Doubles

2, 2x, last: 4/16/24, ATL at HOU

Most Triples

None

Most Home Runs

1, 5x, last: 6/9/21, SF at TEX

Most RBI

3, 8/13/22, ATL at MIA

Most Walks

1, 2x, last: 4/24/24, ATL vs. MIA

Most Stolen Bases

None

Longest Hitting Streak

5 games, 7/31-8/7/20

- Doubled in three consecutive games, spanning May 17 – May 20 (G1) vs. San Diego.
 - Matched the longest extra-base hit streak of his career, also: July 31-August 3, 2020, as a member of the Giants.

CHADWICK TROMP

- Played 60 games for Atlanta's Triple-A Gwinnett affiliate, hitting .303 (71-for-234), with seven home runs and 15 doubles...Recorded 48 RBI and 32 runs...Threw out 6-of-41 (14.6%) of attempted base stealers.
- Hit safely in 37 of his final 48 games with Gwinnett in 2024.
 - ✎ Hit .321 (61-for-190), with six home runs, 11 doubles, 40 RBI, 27 runs, with an .868 OPS over that span.
 - ✎ His .321 batting average ranked sixth among International Leaguers between those dates.
- Notched a 20-game on-base streak, spanning June 16-July 23.
 - ✎ Was one of five Stripers with an on-base streak of at least 20 games.
- Has played 200 career games with Triple-A Gwinnett.
 - ✎ His 29 home runs are third-most in club history, trailing Ernesto Mejia (59, 2012-14) and Adam Duvall (32, 2019).
- Slashed .210/.336/.384 (47-for-224) in 65 games with Triple-A Gwinnett.
 - ✎ He hit 10 home runs and nine doubles, while recording 33 RBI and 32 runs.
 - ✎ Defensively, nabbed 21 of 68 would be base-stealers (30.8%); fourth-most among International Leaguers.
 - ✎ Recorded the four-best pop times on the club during the 2023 season, including a season-best 1.79 seconds, August 17 at Durham.
- Notched his second consecutive season with at least 10 home runs (12 in 2022 – all with Triple-A Gwinnett).
 - ✎ It's the first two seasons that he's reached double-digit home run totals over his 11-year professional career.
- Hit the two longest home runs by any player on Triple-A Gwinnett's roster – a 476-foot, two-run shot, May 24 vs. Durham, off RHP Ryan Burr and a 451-foot, three-run blast, August 10 at Charlotte, off RHP Luis Patiño.
 - ✎ His 476-foot longball vs. Durham was the fourth-longest by any player in the International League during the 2023 season.
- Drew four walks, July 16 at Memphis; matched Triple-A Gwinnett's single-game record, done six times previously.
- Went 4-for-5 with two home runs (three-run, two-run), August 10 at Charlotte; his fifth career-multi-homer game.
 - ✎ Established a single-game career-best with six RBI...Matched Triple-A Gwinnett's single-game record for runs with five.

2023

- Played in his fourth major league season (second with Atlanta), posting a slash line of .125/.188/.188 (2-for-16), with one double and one RBI in six games.
- Started five of Atlanta's games during the regular season – all at catcher.
 - ✎ Appeared once as a defensive replacement.
 - ✎ Was not included on the club's postseason roster.
- Recalled by Atlanta, twice – first on April 9 (optioned May 8) and again on June 18 (optioned June 30).
- Played for Team Netherlands in the 2023 World Baseball Classic.
 - ✎ Hit .286 (4-for-14), with one home run, three RBI and one run in four games.

MAJOR LEAGUE NOTES

- Entering his 13th professional season and fifth as a member of the Braves organization.
 - ✎ Previous organizations: Cincinnati (2013-19) and San Francisco (2020-21).
 - ✎ Owns a career major league slash line of .232/.237/.397 (35-for-151) in 59 games,
 - ✎ He's appeared exclusively at catcher, throwing out 9-of-35 (25.7%) of attempted base stealers.
- Made his MLB debut, July 29, 2020 vs. San Diego, with San Francisco...Started at catcher batting ninth (0-for-4, three strikeouts).
- Went 2-for-4 with a double and an RBI in his next game, July 31 vs. Texas – recording his first career hit, a single off LHP Mike Minor.
- Was called up to the majors in 2022 and made his Braves debut on August 13, going 3-for-4 with two doubles and three RBI.
 - ✎ Sustained a left quadriceps strain as a result of that contest, landing him on the Injured List for the remainder of the season.
- Appeared in nine games for San Francisco in 2021, hitting .222 (4-for-18) with a home run and two RBI.
- Finished his first season in the big leagues in 2020, going 13-for-61 (.213) with four home runs and 10 RBI.
 - ✎ Started 19 games, all at catcher, and logged 160.1 innings behind the plate.
 - ✎ Selected to the Giants' Major League roster on July 28 and became the sixth player born in Aruba to make the big leagues, joining Xander Bogaerts (2013-present), Radhames Dykhoff (1998), Gene Kingslae (1996-2003), Calvin Maduro (1996-2002) and Sidney Ponson (1998-2009).

MINOR LEAGUE NOTES

- **Awards:** International League Player of the Week (5/8/22, Atlanta).
- Owns a career minor league slash line of .253/.321/.396 (508-for-2,009) in 581 games,
- In 2022, he played 70 games for Triple-A Gwinnett, slashing .253/.297/.442 (63-for-249), resulting in a .739 OPS.
 - ✎ He hit 12 home runs and 11 doubles, while recording 41 RBI and 34 runs.
 - ✎ Was named International League Player of the Week on May 8, 2022; the first such honor of his career.
- Spent seven seasons in the Reds' farm system (2013-19) reaching Triple-A.
 - ✎ Made his professional debut in 2013 with the Reds rookie-level affiliate in Arizona.

TRANSACTIONS

- Signed by the Cincinnati Reds as a non-drafted free agent on May 24, 2013.
- Signed a minor league contract with the San Francisco Giants on January 6, 2020.
- Selected off waivers by the Atlanta Braves from the San Francisco Giants on September 21, 2021.



HURSTON WALDREP

64

RIGHT-HANDED PITCHER

Full Name: **Hurston Wayne Waldrep**
Bats: **Right** Throws: **Right**
Height: **6-2** Weight: **215**
DOB: **March 1, 2002** Opening Day Age: **22**
Born: **Cairo, GA** Resides: **Tallahassee, FL**
MLB Debut: **June 9, 2024** MLB Service Time: **0.051**
Acquired: **Braves' first-round pick in 2023**
Contract Status: **Signed through 2025**

2024

- Went 0-1 with a 16.71 ERA in two starts with Atlanta.
- Posted a 3.45 ERA (35 ER/91.1 IP) while going 5-7 between Single-A Augusta, Double-A Mississippi and Triple-A Gwinnett.
 - Opened the year with the M-Braves, going 3-4 with a 2.92 ERA, 1.40 WHIP, .269 BAA, and four quality starts in nine outings.
 - Finished the season with the Stripers, going 2-2 with a 3.38 ERA and 43 strikeouts in eight starts...Posted a 1.06 ERA through 17.0 innings pitched over his final three starts.
- Made his major league debut on June 9 at Washington, surrendering seven runs and suffering the loss in 3.2 innings pitched.

2023

- In his first season in the Braves system, rose four levels from Single-A | High-A | Double-A | Triple-A, posting a 1.53 ERA (5 ER/29.1 IP) in eight starts...His 41 strikeouts were more than any other hurler in the 2023 MLB Draft class...He issued 16 walks, while holding opponents to a .179 batting average (19-for-106).
- Made his professional debut with Single-A Augusta, August 5 vs. Columbia (3.0 IP, 1 ER, 8 K, 2 BB)...Earned his first promotion to Triple-A on September 23...Became the first Braves farmhand to reach Triple-A Gwinnett (est. 2009) in the same year he was drafted.
- While with High-A Rome, notched his season-high for innings pitched (4.2) and strikeouts (10) in the same outing, August 26 vs. Greensboro.

CAREER HIGHS

Most Innings Pitched
3.2, 6/9/24, ATL at WSH

Most Runs
7, 6/9/24, ATL at WSH

Most Earned Runs
7, 6/9/24, ATL at WSH

Most Hits Allowed
5, 6/16/24, ATL vs. TB

Most Home Runs Allowed
2, 6/16/24, ATL vs. TB

Most Walks
4, 2x, last: 6/16/24, ATL vs. TB

Most Strikeouts
2, 6/16/24, ATL vs. TB

Longest winning streak
None

Longest losing streak
None

- In three starts with High-A Rome, struck out 17 and allowed one earned run and four hits in 12.0 innings...Pitched to a 2.70 ERA (3 ER/10.0 IP) with 11 strikeouts over his next three starts, which came with Double-A Mississippi.
- Finished the season as Atlanta's No. 2 overall prospect, according to MLB Pipeline.com...Also ranked No. 100 on the Top 100 Prospects List, by the same publication.

AMATEUR

- Pitched two seasons at the University of Southern Mississippi from 2021-22 before transferring to the University of Florida for his junior year in 2023.
- During his lone season on campus in Gainesville, FL, went 10-3 with a 4.16 ERA (47 ER/101. 2 IP), making all 19 of his scheduled weekend starts... Recorded 156 strikeouts; second-most within single-season in program history, falling one shy of Detroit's RHP Alex Faedo's program record set in 2017...His 13.8 strikeouts per nine topped former Colorado Rockies RHP John Burke's 32-year record of 13.3 set in 1990...In the NCAA Tournament, fanned 12-plus batters in three consecutive starts, accruing 37 punchouts against UConn, South Carolina and Oral Roberts – powering the team to the College World Series, finishing runner-up to LSU.
- **Awards:** 2023 D1Baseball.com Second Team All-American...2023 ABCA First Team Southeast All-Region...2023 NCAA Gainesville Regional All-Tournament Team...2023 SEC First-Year Academic Honor Roll...2023 SEC Pitcher of the Week (period ending April 17)...2023 Collegiate Baseball First Team Preseason All-American...2022 D1Baseball.com Third Team All-American.

PERSONAL

- Attended Thomasville High School (Thomasville, GA)...Ranked as the 14th-best RHP in the state of Georgia by Perfect Game in 2020...Collected Region 1-AA Pitcher of the Year honors and Region 1-AA First Team accolades...Won three Region 1-AA titles (2017, 2018, and 2019).
- Son of Cliff and Debbie Waldrep...Has one brother, Ryan and two sisters, Morgan and Edon.

TRANSACTIONS

- Selected by Atlanta in the first-round (24th overall) of the 2023 MLB First-Year Player Draft from the University of Florida (Gainesville, FL).
- Assigned to Single-A Augusta on August 2, 2023... Transferred to High-A Rome on August 8, 2023... Transferred to Double-A Mississippi on August 29, 2023...Transferred to Triple-A Gwinnett on September 23, 2023.





JORDAN WEEMS

84

RIGHT-HANDED PITCHER

Full Name: **Jordan Blake Weems**
Bats: **Left** Throws: **Right**
Height: **6-4** Weight: **209**
DOB: **November 7, 1992** Opening Day Age: **32**
Born: **Columbus, GA** Resides: **Columbus, GA**
MLB Debut: **July 28, 2020** MLB Service Time: **3.025**
Acquired: **Signed as free agent, December 16, 2024**
Contract Status: **Signed through 2025**

NON-ROSTER INVITEE

2024

- In his fifth major league season, Weems pitched in 41 games for Washington and posted a 6.70 ERA (31 ER/41.2 IP).
 - ▲ Twice pitched against the Braves, completing 1.0 total inning and allowing three earned runs (27.00 ERA).
- Weems' pitch mix included a four-seam fastball (61.5%), slider (34.9%), split-finger fastball (2.7%) and a curveball (0.8%).
 - ▲ His fastball averaged 96.0 mph.
- Played on 15-day injured list on July 25, 2024 with a right knee stress reaction...Reinstated on August 10.

MAJOR LEAGUE NOTES

- Has pitched in 124 games the last three seasons with Washington, including a career-high 51 appearances in 2023.
- Has pitched against the Braves 15 times in his career, all while with Washington beginning in 2022.
 - ▲ Owns a 9.20 lifetime ERA (15 ER/14.2 IP) against the Braves.
- In 2023, tossed 14.0 straight scoreless innings from July 21 to August 16, the second-longest streak by a Nationals pitcher in 2023.
 - ▲ Earned his first MLB win on June 27 at Seattle and first MLB hold on July 21 vs. San Francisco.

POSTSEASON

- Has one game of postseason experience.
 - ▲ Faced three batters in Game 1 of Oakland's 2020 ALDS versus Houston... Allowed a walk and a pair of singles.

CAREER HIGHS

Most Innings Pitched
3.0, 2x, last: 9/12/20, OAK at TEX

Most Runs
5, 2x, last: 7/24/24, WSH vs. SD

Most Earned Runs
5, 2x, last: 7/24/24, WSH vs. SD

Most Hits Allowed
6, 7/24/24, WSH vs. SD

Most Home Runs Allowed
1, 26x, last: 7/24/24, WSH vs. SD

Most Walks
4, 8/11/24, WSH vs. LAA

Most Strikeouts
5, 9/12/20, OAK at TEX


Longest winning streak
5 decisions, 6/27-9/29/23

Longest losing streak
2 decisions, 7/8-21-7/10/22

MINOR LEAGUE NOTES

- From 2011-16, served as a catcher in Boston's minor league system.
- First career appearance on the mound was June 25, 2016, with Boston's FCL club.

AMATEUR

- Graduated from Columbus High School (GA) in 2011.
-  Hit .443 in 39 games during his senior year and led his team to a second consecutive Georgia High School Association Class AAA State Championship.

TRANSACTIONS

- Signed with Atlanta as a minor league free agent on December 16, 2024.
- Elected free agency on September 30, 2024.
- Played on 15-day injured list on July 25, 2024 with a right knee stress reaction...Reinstated on August 10.
- Selected to Washington's major league roster on May 31, 2022.
- Signed with Washington as a minor league free agent on February 28, 2022.
- Claimed off waivers by Arizona from Oakland on July 5, 2021.
- Designated for release or assignment by Oakland on July 3, 2021.
- Placed on 10-day injured list on August 1, 2020 with a back strain...Reinstated on August 14.
- Selected to Oakland's major league roster on July 19, 2020.
- Signed with Oakland as a minor league free agent on December 10, 2019.
- Declared free agency on November 4, 2019.
- Placed on seven-day injured list on July 16, 2017 with a back strain...Reinstated on September 27.
- Placed on seven-day injured list on May 2, 2015 with a left thigh strain...Reinstated on June 14.
- Placed on seven-day injured list on August 6, 2014 with a left thigh strain...Reinstated on September 19.
- Placed on seven-day injured list on July 26, 2013 with a left finger strain...Reinstated on September 19.
- Drafted by Boston in the third round (111th overall) in the 2011 First-Year Player Draft out of Columbus HS (Ga.).





ELI WHITE

36

OUTFIELDER

Full Name: **Elijah Thomas White**
Bats: **Right** Throws: **Right**
Height: **6-3** Weight: **195**
DOB: **June 26, 1994** Opening Day Age: **30**
Born: **Greenville, SC** Resides: **Greenville, SC**
MLB Debut: **September 1, 2020** MLB Service Time: **2.140**
Acquired: **Purchased from Texas, January 3, 2023**
Contract Status: **Signed through 2025**

NOTES TO KNOW

- He was selected in the MLB First-Year Player draft on three separate occasions:
 - ⚡ Selected by the Cincinnati Reds in the 26th round of the 2013 MLB First-Year Player Draft from Wren High School (Piedmont, SC)...Did not sign.
 - ⚡ Selected by the Pittsburgh Pirates in the 37th round of the 2015 MLB First-Year Player Draft from Clemson University (Clemson, SC)...Did not sign.
 - ⚡ Selected by the Oakland Athletics in the 11th round of the 2016 MLB First-Year Player Draft from Clemson University (Clemson, SC).

2024

- 30-year-old Eli White played in his fifth major league season (second with Atlanta), slashing .282/.333/.436 (11-for-39) in 35 games.
 - ⚡ He hit one home run, one double and one triple, while recording four RBI and nine runs...Went 3-for-4 in stolen base attempts.
 - ⚡ Established his career-high in batting average (.282), on-base percentage (.333), slugging percentage (.436) and OPS (.769).
 - ⚡ Matched his career-high in triples (1).
 - ⚡ Also, notched the longest hitting streak of his career (4).
- Started five of the Atlanta's games during the regular season; three in left field and two in center field.
 - ⚡ Appeared 30 times off the bench – 17 as a defensive replacement, 12 as a pinch-runner and twice as a pinch-hitter (1-2, .500).

CAREER HIGHS

Most Runs
2, 8x, last: 9/8/24, ATL vs. TOR

Most Hits
3, 3x, last: 5/30/22, TEX vs. TB

Most Doubles
1, 11x, last: 8/8/24, ATL vs. MIL

Most Triples
1, 2x, last: 7/9/24, ATL at ARI

Most Home Runs
2, 6/16/21, TEX at HOU

Most RBI
3, 2x, last: 6/12/22, TEX at CWS

Most Walks
2, 2x, last: 7/22/21, TEX at DET

Most Stolen Bases
2, 2x, last: 6/7/22, TEX at CLE

Longest Hitting Streak
4 games, 2x, last: 7/9-8/13/24

- Recalled to Atlanta on September 1 as rosters expanded from 26 active players to 28; his third and final stint on the big league roster, also: July 5-21 and August 8-14.
 - ⚡ Appeared in 20 of the club's 26 September games, without making a start.

- Entered 11 times as a defensive replacement, eight times as a pinch runner and once as a pinch-hitter (0-1, .000).

- Made his postseason debut in Game 1 of the Wild Card Series at San Diego.

- Entered as a pinch-runner in the ninth inning; his lone appearance during the series.

- Collected his first hit of the season (single), July 7 vs. Philadelphia.

- Later, hit his lone home run of the season (solo); 10th of his major league career and first since June 12, 2022 at Chicago (AL), as a member of the Rangers – a span of 756 days.

- Entered as a pinch-hitter in the eighth inning, July 9 at Arizona...Capped Atlanta's scoring with an RBI-triple; his first career knock as a pinch-hitter.

- Marked the second triple of his MLB career, also: April 10, 2021 vs. San Diego.

- Played 78 games for Atlanta's Triple-A Gwinnett affiliate and one contest for the FCL Braves.

- Combined to hit .290 (86-for-297), with eight home runs, 17 doubles and two triples...Recorded 40 RBI and 56 runs...Went 24-for-26 in stolen base attempts.

- Earned Triple-A Gwinnett team MVP honors, presented by manager Kanekoa Texeira.
- Produced a walk-off, RBI-single in the bottom of the 10th inning, May 21 vs. Jacksonville.
- Went 6-for-7, with two home runs, two doubles, 7 RBI and three runs in a 21-6 Strippers win, July 3 at St. Paul.

- Set Gwinnett single-game records for hits (6) and total bases (14), while matching the record for extra-base hits (4).

- Following that date, he hit .330 (36-for-109), with three home runs, seven doubles, two triples, 20 RBI and 22 runs over his final 27 games, before being recalled to Atlanta on September 1.

- Enters 2025 needing one leadoff home run to match the Gwinnett career record, held by Ozzie Albies (5 in 160 games).

2023

- Played in his fourth major league season (first with Atlanta), posting a slash line of .071/.235/.071 (1-for-14), with two walks in six games.

- Started five of Atlanta's games during the regular season – all in center field.

- Appeared once as a pinch-hitter (0-for-1).

- Was not included on the club's postseason roster.

- Recalled by Atlanta on April 6...Placed on the Paternity List on April 25...Activated and optioned to Triple-A Gwinnett on April 28....Released on July 22.

- Re-signed to a MiLB deal on July 25 and sent to the Florida Complex League for a rehabilitation stint.

- Slashed .254/.363/.450 (43-for-169) in 43 games with Triple-A Gwinnett.

- He hit nine home runs, four doubles and one triple, while recording 23 RBI and 40 runs...Went 14-for-15 in stolen base attempts.

- Led off the game with an extra-base hit six times, including four leadoff homers: April 2 vs. Jacksonville, April 4 at Norfolk, April 30 vs. Buffalo and May 10 at Nashville.

- Had two multi-homer games, April 2 vs. Jacksonville (leadoff, three-run) and May 31 (G1) at Norfolk (two-run, solo).

- Tied for the Gwinnett lead with six outfield assists.

- Posted a 1.000 fielding percentage across all three outfield positions, appearing in 36 games in center field, two in left field and two in right field.

- Reached base safely in 14 games to start stint with Triple-A Gwinnett, spanning March 31-May 10...Hit .305 (18-for-59) during the stretch, with six home runs and three doubles, while recording 12 RBI, 16 runs and seven stolen bases, with a 1.052 OPS.

- On Triple-A Gwinnett's 7-day Injured List (left shoulder) from July 7 through season's end.

MAJOR LEAGUE AWARDS

- MLB Play of the Week (6/5/22, Texas).

MAJOR LEAGUE NOTES

- Entering his 10th professional season and third as a member of the Braves organization.
 - ✎ Previous organizations: Oakland (2016-18) and Texas (2019-22).
 - ✎ Owns a career major league slash line of .191/.266/.302 (77-for-404) in 171 games.
- Has appeared across all three outfield positions and second base...Transitioned from a primary middle-infielder to an outfielder during the 2020 season.
 - ✎ Prior to his MLB debut, played in 426 minor league games – 374 as an infielder: 278 at shortstop, 75 at second base, 21 at third base.
- Logged his most extensive MLB playing time with Texas in 2021...Started 56 games – 28 in left field, 18 in center field, six in right field, three at second base and one as the club's designated hitter.
 - ✎ Came off the bench in eight contests, appearing five times as a pinch-runner and three times as a defensive replacement.
 - ✎ Slashed .177/.259/.308 (35-for-198)... He hit six home runs, six doubles and one triple, while recording 15 RBI and 26 runs...Went 4-for-7 in stolen base attempts.
- Made his major league debut, September 1, 2020 at Houston, as a member of the Rangers...Started in left field, batting ninth (0-for-3).
 - ✎ After going hitless over his first 17 career at-bats, recorded his first career hit (double) and RBI September 9, 2020 vs. Los Angeles (AL), off LHP Julio Teherán.
 - ✎ Hit his first career home run (solo), June 16, 2021 at Houston, off Zack Greinke.

POSTSEASON

- Made his postseason debut in 2024 WC Series Game 1 at San Diego.
 - ✎ Entered as a pinch-runner in the ninth inning; his lone appearance during the series.

MINOR LEAGUE NOTES

- **Awards:** 2x MiLB.com Organization All-Star (2018, Oakland and '19 Texas)...2018 Texas League Mid-Season All-Star (Texas)...2018 Texas League Post-Season All-Star (Texas)...2016 New York Penn League Mid-Season All-Star (Oakland)...New York Penn League Player of the Week (7/31/16, Oakland).
- Owns a career minor league slash line of .278/.362/.422 (603-for-2,166) in 571 games.
- Has appeared in MiLB playoffs in one season: 2017 with Oakland's High-A Stockton in the California League.
 - ✎ In three games, hit .083 (1-for-12), with one double, one RBI and one run.
- Made his professional debut in 2016 with the Athletics rookie-level affiliate in Arizona.

AMATEUR

- Attended Wren High School (Piedmont, SC)
 - A* As a senior in 2013, he was an All-State selection in baseball.
- Played three seasons at Clemson University (2014-16)...Was the starting shortstop for the Tigers in 2015 and 2016, helping the club to an ACC Tournament title and NCAA Regional appearance in 2016.
 - A* Was teammates with former major leaguer Seth Beer in his final season at Clemson.
- Following his sophomore season, he played collegiate summer baseball with the Brewster Whitecaps of the Cape Cod Baseball League.

PERSONAL

- Eli is married to his wife, Molly.

TRANSACTIONS

- Selected by the Cincinnati Reds in the 26th round of the 2013 MLB First-Year Player Draft from Wren High School (Piedmont, SC)...Did not sign.
- Selected by the Pittsburgh Pirates in the 37th round of the 2015 MLB First-Year Player Draft from Clemson University (Clemson, SC)...Did not sign.
- Selected by the Oakland Athletics in the 11th round of the 2016 MLB First-Year Player Draft from Clemson University (Clemson, SC).
- Acquired by the Texas Rangers from the Oakland Athletics, along with international bonus slot money on December 21, 2018, as part of a three-team trade...The Tampa Bay Rays sent RHP Yoel Espinal (minors), LHP Kyle Bird (minors) and LHP Brock Burke (minors) to the Texas Rangers...The Oakland Athletics sent RHP Emilio Pagán and 2019 competitive balance round B pick to the Tampa Bay Rays...The Texas Rangers sent INF Jurickson Profar to the Oakland Athletics...The Texas Rangers sent RHP Rollie Lacy (minors) to the Tampa Bay Rays.
- Acquired by the Atlanta Braves from the Texas Rangers on January 3, 2023, in exchange for cash considerations.
- Placed on the Paternity List on April 25...Activated and optioned to Triple-A Gwinnett on April 28.
- On Triple-A Gwinnett's 7-day Injured List (left shoulder), twice, from June 8-23, 2023, and again from July 7, 2023, through season's end.
- Released by the Atlanta Braves on July 22, 2023.
- Re-signed to a MiLB deal on July 25, 2023, and sent to the Florida Complex League for a rehabilitation stint.



LUKE WILLIAMS

65

INFIELDER

Full Name: **Lucas Daniel Williams**

Bats: **Right**

Throws: **Right**

Height: **6-0**

Weight: **186**

DOB: **August 9, 1996**

Opening Day Age: **28**

Born: **Park Ridge, IL**

Resides: **Clearwater, FL**

MLB Debut: **June 8, 2021**

MLB Service Time: **2.101**

Acquired: **Selected off waivers from Los Angeles (NL), June 5, 2023**

Contract Status: **Signed through 2025**

2024

- 28-year-old Luke Williams played in his fourth major league season (second with Atlanta), posting a slash line of .196/.275/.275 (9-for-46) in 37 games.
 - He hit three doubles, while recording four RBI and eight runs...Went 3-for-3 in stolen base attempts.
- Started 13 of Atlanta's games during the regular season; six at second base, three at third base, three in left field and one at short stop.
 - Appeared 13 times as a pinch-runner, four times as a pinch-hitter (0-for-3) and four times as a defensive replacement...Also, logged three appearances on the mound (4.0 IP/2 ER).
 - Was not included on the club's postseason roster.
- Selected by Atlanta on April 19...The club optioned OF Forrest Wall to Triple-A Gwinnett.
 - Optioned to Triple-A Gwinnett on May 24.
- Recalled to Atlanta on June 25...The club placed INF Brian Anderson on the 10-day injured list with a bacterial infection (retro. June 22).
 - Optioned to Triple-A Gwinnett on July 8.
- Recalled to Atlanta on July 23...The club placed INF Austin Riley on the paternity list.
 - Optioned to Triple-A Gwinnett on September 11.
- Went 2-for-4, with a pair of doubles and two RBI, August 28 at Minnesota.
 - Marked his third career game with multiple extra-base hits and first since June 16, 2021 at Los Angeles (NL), as a member of the Phillies.

CAREER HIGHS

Most Runs

1, 38x, last: 9/10/24, ATL at WSH

Most Hits

3, 2x, last: 8/3/22, MIA vs. CIN

Most Doubles

2, 2x, last: 8/28/24, ATL at MIN

Most Triples

1, 8/13/22, MIA vs. ATL

Most Home Runs

1, 2x, 7/3/22, MIA at WSH

Most RBI

2, 5x, 9/7/24, ATL vs. TOR

Most Walks

2, 2x, last: 9/4/24, ATL vs. COL

Most Stolen Bases

3, 8/3/22, MIA vs. CIN

Longest Hitting Streak

6 games, 7/3-7/16/22

- Played 55 games for Atlanta's Triple-A Gwinnett affiliate, hitting .282 (61-for-216), with nine home runs and 19 doubles...Recorded 40 RBI and 30 runs.
 - Hit safely in 42 of 55 games (76.4%).

- Notched Gwinnett's longest hitting streak of the 2024 season; a 17-game run, spanning May 30 - June 19.
 - ✎ Hit .342 (25-for-73), with three home runs, nine doubles, 13 RBI 14 runs, 10 stolen bases and a .981 OPS during the stretch.
 - ✎ Omaha's Nick Loftin (18 games) was the only International Leaguer with a longer streak during the 2024 season.
 - ✎ It stands as the fourth-longest streak in Gwinnett club history, following Jose Constanza (22, 2012), Cedric Hunter (21, 2015) and Jose Constanza (18, 2013).
 - Ran a 23-game on-base streak from May 30 - July 12.
 - ✎ Yuli Gurriel (24 games, May 5-June 8) was the only Gwinnett player with a longer such streak during the 2024 season.
- ## 2023
- Played in his third major league season (first with Atlanta), posting a slash line of .053/.053/.053 (1-for-19) in 11 games – four with Los Angeles (NL) and seven with Atlanta...Went four-for-four in stolen base attempts.
 - ✎ Was selected off waivers by Atlanta from Los Angeles (NL) on June 5.
 - Started three of Los Angeles' (NL) games during the regular season – all at short stop and made one start for Atlanta, at third base, September 24 (G1) at Washington.
 - ✎ Appeared three times as a pinch-hitter (0-for-3), three times as a pinch-runner and once as a defensive replacement.
 - ✎ Was not included on the club's postseason roster.
 - Selected by Los Angeles (NL) from Triple-A Oklahoma City on April 18.
 - ✎ Was slashing .375/.455/.696 with 12 extra-base hits and 13 RBI over 14 games at the time of his promotion.
 - ✎ In four games with the big league club, went 1-for-10...Pitched a 1-2-3 ninth inning, April 21 at Chicago (NL); his first career pitching appearance.
 - ✎ Optioned to Triple-A Oklahoma City on April 28.
 - Selected off waivers by Atlanta on June 5... Assigned to Triple-A Gwinnett.
 - ✎ Recalled by Atlanta on August 15 and spent the remainder of the regular season with the club.
 - ✎ Went 0-for-9 in seven games.
 - Entered the game in the ninth inning as a pinch-runner for Sean Murphy, September 20 vs. Philadelphia.
 - ✎ Proceeded to steal second and third base; his second career game with multiple stolen bases, also: August 3, 2022 vs. Cincinnati, with Miami (three).
 - Played 90 games at Triple-A for both Los Angeles' (NL) Oklahoma City affiliate (42) and Atlanta's Gwinnett club (48), hitting .259 (92-for-355), with 12 home runs, 14 doubles and four triples... Recorded 53 RBI and 62 runs...Went 28-for-34 in stolen base attempts.
 - ✎ Established single-season MiLB career highs in home runs (12), triples (4), RBI (53) and walks (50).
 - With Los Angeles' (NL) Triple-A Oklahoma City:
 - ✎ Went 2-for-5 with a three-run home run and a triple, Opening Night (March 31) vs. Tacoma.
 - ✎ Hit a go-ahead grand slam in the seventh inning, May 11 at Round Rock.
 - ✎ Delivered the game-winning hit in the bottom of the ninth inning, May 16 vs. Sugar Land.
 - With Atlanta's Triple-A Gwinnett:
 - ✎ Had two walk-off hits – capped a three-hit night with a RBI single in the 10th inning, July 5 vs. Omaha.
 - ✎ Hit a walk-off solo home run in the first game of a doubleheader, July 22 vs. Norfolk.
 - ✎ Scored a run in eight straight games, from August 4-13...Hit .355 (11-for-31) with three home runs and one triple over that span, totaling nine RBI and 10 runs.
 - ✎ Belted the club's eighth and final grand slam of 2023 (second of his MiLB career), August 11 at Charlotte; tying the club's single-season record.
 - ✎ Hit .300 (12-for-40) with three home runs and one triple, while recording nine RBI and stealing two bases in 10 games in August before being promoted to Atlanta (Aug. 15).

MAJOR LEAGUE NOTES

- Entering his 10th professional season and third as a member of the Braves organization.
 - Previous organizations: Philadelphia (2015-19, '21), San Francisco (2022), Miami (2022), Los Angeles-NL (2023)...Has appeared in the majors with each club.
 - Owns a career major league slash line of .221/.280/.290 (64-for-290) in 185 games.
 - Did not appear in an affiliated game in 2020 (COVID-19)..
- Has appeared at every defensive position except catcher in his career but has spent the majority, across all levels, at third base.
- Logged his most extensive MLB playing time with Miami in 2022, starting in 33 games – 15 in left field, nine at second base and nine at third base.
 - Came off the bench in 38 contests, appearing 23 times as a pinch-runner, 13 times as a defensive replacement and twice as a pinch-hitter.
 - Slashed .235/.290/.313 (27-for-115) with one home run, four doubles and one triple, while recording three RBI and 20 runs...Went 11-for-15 in stolen base attempts.
- Played for Mike Scioscia on the Team-USA team that qualified for the 2020 Summer Olympics.
 - Started all four games of the qualifying tournament.
 - Led the team with a .444 batting average/.500/.778 (8-for-18), with three extra-base hits and a team-high six RBI... Did not participate in the Olympics.
- Made his MLB debut, June 8, 2021 vs. Atlanta, as a member of the Phillies.
 - Entered as a pinch-hitter in the fifth inning and recorded a bunt single, off LHP Drew Smyly.
- The next day, in his first career start (CF), he hit his first career home run – a walk-off, two-run shot, off Atlanta's LHP Will Smith.
 - It's one of his two career major league home runs to date, the other: July 3, 2022 at Washington (solo), off RHP Erick Fedde, as a member of the Marlins.

MINOR LEAGUE NOTES

- **Awards:** Florida State League Player of the Week (6/24/18, Philadelphia).
- Owns a career minor league slash line of .248/.324/.366 (565-for-2,281) in 631 games.
- Has appeared in MiLB playoffs in two seasons: 2018 with Philadelphia's High-A Clearwater in the Florida State League and 2019 with Philadelphia's Double-A Reading in the Eastern League.
 - In six games combined, has batted .208 (5-for-24), with one RBI, two runs and three stolen bases.
- Made his professional debut in 2015 with Phillies rookie-level affiliate of the Gulf Coast League.
 - Hit his first professional home run while playing for Philadelphia's Low-A Williamsport, July 5, 2016, off future MLB All-Star LHP Gregory Soto.

AMATEUR

- Attended Dana Hills High School (Dana Point, CA).
 - Competed in baseball, football and track.
- Upon being drafted, forewent his commitment to play baseball at Cal Poly State University.

PERSONAL

- His younger sister, Sami, had a decorated softball career at Iowa State University and plays professionally for the Oklahoma City Spark.

TRANSACTIONS

- Selected by the Philadelphia Phillies in the third round of the 2015 MLB First-Year Player Draft from Dana Hills HS (Dana Point, CA).
- Acquired by the San Francisco Giants from the Philadelphia Phillies on March 27, 2022, in exchange for INF Will Toffey and cash considerations.
- Selected off waivers by the Los Angeles Dodgers from the Miami Marlins on November 8, 2022.
- Signed a minor league contract with the Los Angeles Dodgers on February 3, 2023.
- Selected off waivers by the Atlanta Braves from the Los Angeles Dodgers on June 5, 2023.
- Signed a minor league contract with the Atlanta Braves on November 18, 2023.



AMOS WILLINGHAM

50

RIGHT-HANDED PITCHER

Full Name: **Amos Lee Willingham**

Bats: **Right**

Throws: **Right**

Height: **6-4**

Weight: **223**

DOB: **August 21, 1998**

Opening Day Age: **26**

Born: **Rome, GA**

Resides: **Summerville, GA**

MLB Debut: **June 28, 2023**

MLB Service Time: **0.079**

Acquired: **Claimed off waivers from WSH, January 17, 2025**

Contract Status: **Signed through 2025**

2024

- Pitched in a single major league game for Washington, allowing two runs, earned, in 1.0 inning.
- Spent the rest of the season with Triple-A Rochester, making 55 appearances and posting a 3.69 ERA (28 ER/68.1 IP).
 - ▲ Gave up just five home runs in those 68.1 innings, translating to a 0.7 home runs-per-9.0 innings ratio.

MAJOR LEAGUE NOTES

- Made his major league debut in 2023 after logging only 90 minor league games.
 - ▲ Went 12-7 with 11 saves and a 3.84 ERA in those 90 games before his debut.
- Logged his first major league strikeout on July 31, 2023 versus Philadelphia (JT Realmuto).
- In 2023, his pitch mix included a four-Seam fastball (60.7%), slider (34.9%), changeup (2.6%) and sinker (1.7%).

AMATEUR

- Began his collegiate career at Snead State (AL) before transferring to Georgia Tech.
- Graduated from Chattooga High School in Summerville, Ga.
 - ▲ As a senior in 2016, was ranked as the No. 8 prep right-hander in the state.

TRANSACTIONS

- Claimed off waivers by Atlanta from Washington on January 17, 2025.
- Selected to major league roster on June 26, 2023...Made MLB debut on June 28.
- Placed on seven-day injured list on May 26, 2023

CAREER HIGHS

Most Innings Pitched

3.0, 9/2/23, WSH vs. MIA

Most Runs

4, 2x, 7/18/23, WSH at CHC

Most Earned Runs

4, 2x, 7/18/23, WSH at CHC

Most Hits Allowed

5, 7/1/23, WSH at PHI

Most Home Runs Allowed

2, 7/1/23. WSH at PHI

Most Walks

2, 2x, last: 9/16/23, WSH at MIL

Most Strikeouts

2, 3x, last: 9/2/23, WSH vs. MIA

Longest winning streak

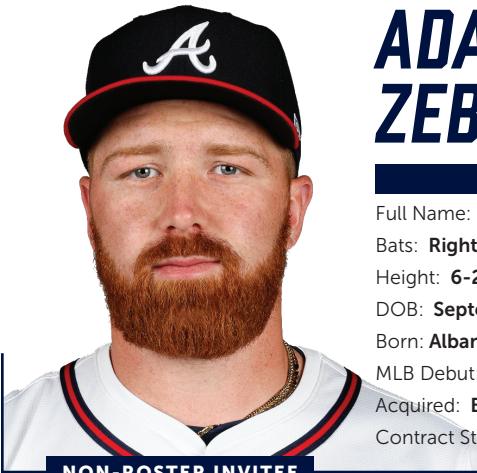
None

Longest losing streak

2 decisions, 7/15/23-Pres.

with a right shoulder impingement...Reinstated on June 9.

- Placed on seven-day injured list on July 8, 2022 with a right elbow strain...Reinstated on August 5.
- Drafted by Washington in the 17th round (513th overall) of the 2019 First-Year Player Draft.



ADAM ZEBROWSKI

78

CATCHER

Full Name: **Adam Michael Zebrowski**
Bats: **Right** Throws: **Right**
Height: **6-2** Weight: **230**
DOB: **September 28, 2000** Opening Day Age: **24**
Born: **Albany, NY** Resides: **Albany, NY**
MLB Debut: **--** MLB Service Time: **0.000**
Acquired: **Braves' 13th-round pick in 2021**
Contract Status: **Signed through 2025**

NON-ROSTER INVITEE

2024

- 24-year-old Adam Zebrowski completed his fourth professional season (all with Atlanta), posting a slash line of .220/.301/.344 (83-for-378) in 103 games between High-A Rome (88) and Double-A Mississippi (15).
 - He hit 10 home runs, 11 doubles and three triples, while recording 46 RBI and 45 runs...Went 2-for-3 in stolen base attempts...Threw out 31-of-126 (24.6%) of attempted base stealers.
 - Earned his promotion to Triple-A Gwinnett on August 15.

2023

- Completed his third professional season (all with Atlanta), posting a slash line of .203/.307/.376 (67-for-330) in 95 games with High-A Rome.
 - He hit 13 home runs, 16 doubles and one triple, while recording 38 RBI and 33 runs...Went 1-for-1 in stolen base attempts...Threw out 25-of-110 (22.7%) of attempted base stealers.

2022

- Completed his second professional season (both with Atlanta), posting a slash line of .223/.351/.397 (67-for-300) in 86 games between Single-A Augusta (75) and High-A Rome (11).
 - He hit 11 home runs, 15 doubles and two triples, while recording 56 RBI and 53 runs...Went 3-for-3 in stolen base attempts...Threw out 22-of-138 (15.9%) of attempted base stealers.
 - Earned his promotion to High-A Rome on August 24.

2021

- Completed his first professional season (with Atlanta), posting a slash line of .218/.307/.291 (12-for-55) in 17 games between Single-A Augusta (11) and the rookie-level FCL Braves (6).
 - He hit four doubles, while recording 10 RBI and three runs...Went 1-for-2 in stolen base attempts...Threw out 11-of-29 (37.9%) of attempted base stealers.
 - Earned his promotion to Single-A Augusta on August 25.

MINOR LEAGUE NOTES

- Entering his fifth professional season, all as a member of the Braves organization.
- Owns a career minor league slash line of .215/.318/.366 (229-for-1,063) in 301 games.
 - He's appeared exclusively at catcher, throwing out 89-of-403 (22.1%) of attempted base stealers.

AMATEUR

- Attended Christian Brothers Academy (Albany, NY), where he was a member of the National Honor Society...Competed in both baseball and basketball.
 - As senior in 2018, he batted .612 en route to being named First-Team All-Section II and First-Team All-Conference.
- Played three collegiate seasons at St. John Fisher College from 2019-2021.
 - Majored in accounting...Minored in sports management.
- His sophomore season was impacted by the COVID-19 pandemic and was canceled after 11 team games.
- During his senior season in 2021, he slashed .500/.594/.993 (74-for-148), with 20 home runs, 13 doubles, 70 RBI and 61 runs in 38 games.
 - Led the country in both home runs and RBI.
 - Named the Division III Player of the Year by both D3baseball.com and the ABCA.
 - Was also tabbed First Team All-American by D3baseball.com and the ABCA...First-Team All-Region by both entities...New York Region and Empire 8 Player of the Year...First-Team All-Empire 8...Chosen as the National Hitter of the Week four times.
 - Finished the season riding a 31-game hitting streak.
- Ranks second all-time in program history with 22 home runs, doing so in 38 career games.

TRANSACTIONS

- Selected by the Atlanta Braves in the 13th round of the 2021 MLB First-Year Player Draft from St. John Fisher College (Rochester, NY).





SEASON IN REVIEW

2024 DAY-BY-DAY

Date	Opp.	H/R D/N	Time/ Result	Winner-Loser-Save	Attendance	W-L	Position	GA GB
3/28	at PHI	R-D	PPD**	Rescheduled for March 29			1st	+0.5
3/29	at PHI	R-D	W, 9-3	Johnson-Alvarado-None	44,452	1-0	1st	+1.0
3/30	at PHI	R-D	W, 12-4*	Chavez-Nola-None	44,468	2-0	1st	+1.0
3/31	at PHI	R-D	L, 5-4	Strahm-Bummer-Alvarado	42,515	2-1	1st	+1.0
4/1	at CWS	R-D	W, 9-0 (8)*	Morton-Flexen-None	13,781	3-1	1st	+2.0
4/2	at CWS	R-N	L, 3-2	Crochet-Minter-Kopech	12,300	3-2	1st	+1.0
4/3	at CWS	R-D	PPD**	Rescheduled for June 27			1st	+1.0
4/4	OPEN DATE						1st	+1.5
4/5	vs. ARI	H-N	W, 6-5 (10)	Johnson-McGough-None	41,426	4-2	1st	+1.5
4/6	vs. ARI	H-N	W, 9-8	Minter-Frias-Iglesias	41,278	5-2	1st	+1.5
4/7	vs. ARI	H-D	W, 5-2	Sale-Nelson-Johnson	40,693	6-2	1st	+2.5
4/8	vs. NYM	H-N	L, 8-7	Diekman-Johnson-López	37,538	6-3	1st	+1.5
4/9	vs. NYM	H-N	W, 6-5	López-Houser-Iglesias	32,065	7-3	1st	+2.5
4/10	vs. NYM	H-N	PPD**	Rescheduled for September 26			1st	+2.0
4/11	vs. NYM	H-D	L, 16-4*	Quintana-Winans-None	34,352	7-4	1st	+1.0
4/12	at MIA	R-N	W, 8-1	Fried-Rogers-None	14,408	8-4	1st	+2.0
4/13	at MIA	R-D	L, 5-1	Meyer-Sale-None	22,327	8-5	1st	+1.0
4/14	at MIA	R-D	W, 9-7	Minter-Scott-Iglesias	20,757	9-5	1st	+2.0
4/15	at HOU	R-N	W, 6-1	Bummer-Arrighetti-None	32,407	10-5	1st	+2.0
4/16	at HOU	R-N	W, 6-2	López-Brown-Iglesias	34,144	11-5	1st	+2.0
4/17	at HOU	R-D	W, 5-4 (10)	Minter-Martinez-Iglesias	29,073	12-5	1st	+2.0
4/18	OPEN DATE						1st	+2.0
4/19	vs. TEX	H-N	W, 8-3	Sale-Latz-None	40,810	13-5	1st	+2.0
4/20	vs. TEX	H-N	W, 5-2	Morton-Eovaldi-Iglesias	41,744	14-5	1st	+2.0
4/21	vs. TEX	H-N	L, 6-4	Lorenzen-Vines-Yates	36,581	14-6	1st	+1.0
4/22	vs. MIA	H-N	W, 3-0	Elder-Weathers-Iglesias	31,572	15-6	1st	+1.0
4/23	vs. MIA	H-N	W, 5-0	FRIED-Rogers-None	33,533	16-6	1st	+2.0
4/24	vs. MIA	H-N	W, 4-3 (10)	Minter-Scott-None	38,950	17-6	1st	+3.0
4/25	OPEN DATE						1st	+2.5
4/26	vs. CLE	H-N	W, 6-2	Sale-Allen-None	40,210	18-6	1st	+2.5
4/27	vs. CLE	H-N	L, 4-2 (11)	Barlow-Lee-Sandlin	41,696	18-7	1st	+1.5
4/28	vs. CLE	H-D	W, 4-3 (10)	Minter-Clase-None	40,758	19-7	1st	+1.5
4/29	at SEA	R-N	L, 2-1	Voth-Minter-None	26,452	19-8	1st	+1.5
4/30	at SEA	R-N	L, 3-2	Castillo-López-Muñoz	23,534	19-9	1st	+0.5
MARCH & APRIL TOT.				573,206 (38,214 average in 15 dates)		19-9		
5/1	at SEA	R-D	W, 5-2	Sale-Hancock-Iglesias	21,689	20-9	1st	+0.5
5/2	OPEN DATE						1st	+0.5
5/3	at LAD	R-N	L, 4-3 (11)	Grove-Chavez-None	50,859	20-10	2nd	-0.5
5/4	at LAD	R-N	L, 11-2	Glasnow-Elder-None	44,474	20-11	2nd	-1.5
5/5	at LAD	R-D	L, 5-1	Paxton-Fried-None	52,733	20-12	2nd	-2.5
5/6	OPEN DATE						2nd	-3.0
5/7	vs. BOS	H-N	W, 4-2	Jiménez-Slaten-Iglesias	38,142	21-12	2nd	-3.0
5/8	vs. BOS	H-N	W, 5-0	Sale-Pivetta-None	37,015	22-12	2nd	-2.0
5/9	OPEN DATE						2nd	-2.0
5/10	at NYM	R-N	W, 4-2*	Morton-Quintana-Iglesias	23,355	23-12	2nd	-2.0
5/11	at NYM	R-D	W, 4-1	Fried-Scott-None	38,919	24-12	2nd	-2.0
5/12	at NYM	R-N	L, 4-3	Diaz-Minter-None	18,944	24-13	2nd	-2.0
5/13	vs. CHC	H-N	W, 2-0	Kerr-Wesneski-Minter	34,582	25-13	2nd	-2.0
5/14	vs. CHC	H-N	W, 7-0	Sale-Taillon-None	37,357	26-13	2nd	-2.0
5/15	vs. CHC	H-N	L, 7-1	Assad-Morton-None	36,623	26-14	2nd	-3.0
5/16	OPEN DATE						2nd	-2.5
5/17	vs. SD	H-N	L, 3-1	Waldron-Fried-Estrada	40,186	26-15	2nd	-3.5
5/18	vs. SD	H-N	PPD**	Rescheduled for May 20 (2)			2nd	-4.0
5/19	vs. SD	H-N	L, 9-1	Darvish-Elder-None	39,203	26-16	2nd	-5.0
5/20	vs. SD	H-D	L, 6-5	Brito-Jiménez-Suárez	35,113	26-17	2nd	-5.5
5/20	vs. SD	H-N	W, 3-0	Sale-Vásquez-Iglesias	34,753	27-17	2nd	-5.0
5/21	at CHC	R-N	L, 4-3 (10)	Little-Bummer-None	36,121	27-18	2nd	-6.0
5/22	at CHC	R-N	W, 9-2	FRIED-Steele-None	37,584	28-18	2nd	-6.0
5/23	at CHC	R-D	W, 3-0	Lee-Wesneski-Iglesias	35,646	29-18	2nd	-6.0
5/24	at PIT	R-N	L, 11-5	Falter-Kerr-None	35,822	29-19	2nd	-6.0
5/25	at PIT	R-D	L, 4-1*	Keller-López-None	31,459	29-20	2nd	-7.0
5/26	at PIT	R-D	W, 8-1	Sale-Mlodzinski-None	27,416	30-20	2nd	-6.0
5/27	vs. WSH	H-D	L, 8-4	Parker-Morton-None	38,858	30-21	2nd	-6.0
5/28	vs. WSH	H-N	W, 2-0	Fried-Barnes-Iglesias	37,598	31-21	2nd	-5.0
5/29	vs. WSH	H-N	L, 7-2	Gore-Schwellenbach-None	33,654	31-22	2nd	-6.0
5/30	vs. WSH	H-N	L, 3-1	Williams-Kerr-Finnegan	37,784	31-23	2nd	-6.5
5/31	vs. OAK	H-N	W, 4-1	López-Sears-Iglesias	40,204	32-23	2nd	-6.5
MAY TOTALS				521,072 (37,219 average in 14 dates)		13-14		

Date	Opp.	H/R D/N	Time/ Result	Winner-Loser-Save	Attendance	W-L	Position	GA GB
6/1	vs. OAK	H-D	L, 11-9	Kelly-Herget-Jiménez	41,181	32-24	2nd	-7.5
6/2	vs. OAK	H-D	W, 3-1	Lee-Adams-Iglesias	37,853	33-24	2nd	-6.5
6/3	OPEN DATE						2nd	-7.0
6/4	at BOS	R-N	W, 8-3	Fried-Crawford-None	34,628	34-24	2nd	-7.0
6/5	at BOS	R-D	L, 9-0	Pivetta-Schwellenbach-None	33,760	34-25	2nd	-8.0
6/6	at WSH	R-N	W, 5-2	Bummer-Harvey-Iglesias	27,690	35-25	2nd	-7.5
6/7	at WSH	R-N	L, 2-1	Irvin-Sale-Finnegan	39,235	35-26	2nd	-8.0
6/8	at WSH	R-D	L, 7-3	Gore-Morton-None	33,998	35-27	2nd	-9.0
6/9	at WSH	R-D	L, 8-5*	Barnes-Waldrep-Finnegan	34,282	35-28	2nd	-9.0
6/10	OPEN DATE						2nd	-9.0
6/11	at BAL	R-N	L, 4-0	Suárez-Fried-None	24,048	35-29	2nd	-10.0
6/12	at BAL	R-N	L, 4-2	Akin-Jiménez-Kimbrel	24,122	35-30	2nd	-10.0
6/13	at BAL	R-D	W, 6-3	López-Irvin-Iglesias	33,700	36-30	2nd	-9.0
6/14	vs. TB	H-N	W, 7-3	Sale-Littell-Iglesias	41,046	37-30	2nd	-9.0
6/15	vs. TB	H-D	W, 9-2	Morton-Pepiot-None	40,480	38-30	2nd	-8.0
6/16	vs. TB	H-D	L, 8-6	Adam-Iglesias-Fairbanks	40,211	38-31	2nd	-8.0
6/17	vs. DET	H-N	W, 2-1	Hernández-Miller-Jiménez	38,273	39-31	2nd	-8.0
6/18	vs. DET	H-N	W, 2-1	Schwellenbach-Mize-Iglesias	37,561	40-31	2nd	-8.0
6/19	vs. DET	H-D	W, 7-0	López-Skubal-None	36,055	41-31	2nd	-7.0
6/20	OPEN DATE						2nd	-7.0
6/21	at NYY	R-N	W, 8-1	Sale-Rodón-None	45,226	42-31	2nd	-6.0
6/22	at NYY	R-N	L, 8-3	Stroman-Morton-None	45,056	42-32	2nd	-7.0
6/23	at NYY	R-D	W, 3-1	Fried-Cortes-Iglesias	46,683	43-32	2nd	-7.0
6/24	at STL	R-N	L, 4-3	Lynn-Schwellenbach-Helsley	36,005	43-33	2nd	-8.0
6/25	at STL	R-N	PPD**	Rescheduled for June 26 (1)			2nd	-7.5
6/26	at STL	R-D	W, 6-2*	López-Gibson-None	33,997	44-33	2nd	-7.5
6/26	at STL	R-N	L, 4-1	Liberatore-Elder-Helsley	33,921	44-34	2nd	-8.0
6/27	at CWS	R-D	L, 1-0	Shuster-Sale-Kopech	12,656	44-35	2nd	-8.0
6/28	vs. PIT	H-N	W, 6-1	Morton-Pérez-None	42,155	45-35	2nd	-8.0
6/29	vs. PIT	H-D	2-1 (10)	Hernández-Nicolas-None	40,864	46-35	2nd	-7.0
6/30	vs. PIT	H-D	L, 4-2	Falter-Schwellenbach-Chapman	36,679	46-36	2nd	-8.0
JUNE TOTALS				432,358 (39,305 average in 11 dates)		14-13		
7/1	OPEN DATE						2nd	-8.0
7/2	vs. SF	H-N	L, 5-3	Birdsong-Lee-Doval	34,047	46-37	2nd	-9.0
7/3	vs. SF	H-N	W, 3-1	Sale-Hicks-Iglesias	38,834	47-37	2nd	-9.0
7/4	vs. SF	H-N	L, 4-2	Webb-Morton-Doval	40,672	47-38	2nd	-9.0
7/5	vs. PHI	H-N	L, 8-6	Nola-Fried-Hoffman	40,942	47-39	2nd	-10.0
7/6	vs. PHI	H-N	W, 5-1*	Schwellenbach-Suárez-None	41,006	48-39	2nd	-9.0
7/7	vs. PHI	H-D	W, 6-0	López-Mercado-None	36,808	49-39	2nd	-8.0
7/8	at ARI	R-N	W, 5-4 (11)	Iglesias-Martinez-Jiménez	20,594	50-39	2nd	-7.5
7/9	at ARI	R-N	W, 6-2	Sale-Gallen-None	21,652	51-39	2nd	-7.5
7/10	at ARI	R-N	L, 7-5	Thompson-Jiménez-Sewald	18,020	51-40	2nd	-8.5
7/11	at ARI	R-N	L, 1-0	Pfaadt-Fried-Sewald	27,101	51-41	2nd	-9.5
7/12	at SD	R-N	W, 6-1	Schwellenbach-Waldron-None	44,390	52-41	2nd	-8.5
7/13	at SD	R-N	L, 4-0	Cease-López-None	43,097	52-42	2nd	-9.5
7/14	at SD	R-D	W, 6-3	Sale-Vásquez-Iglesias	42,132	53-42	2nd	-8.5
7/15	OPEN DATE						2nd	-8.5
7/16	MLB All-Star Game						2nd	-8.5
7/17	OPEN DATE						2nd	-8.5
7/18	OPEN DATE						2nd	-8.5
7/19	vs. STL	H-N	PPD**	Rescheduled for July 20 (1)			2nd	-8.0
7/20	vs. STL	H-D	W, 3-2 (10)*	Johnson-Roycroft-None	37,042	54-42	2nd	-7.5
7/20	vs. STL	H-N	L, 9-5	Gray-Elder-Leahy	42,168	54-43	2nd	-7.5
7/21	vs. STL	H-D	L, 6-2	Mikolas-Schwellenbach-None	36,348	54-44	2nd	-8.5
7/22	vs. CIN	H-N	L, 4-1	Greene-López-None	38,779	54-45	2nd	-8.5
7/23	vs. CIN	H-N	PPD**	Rescheduled for July 24 (2)			2nd	-9.0
7/24	vs. CIN	H-D	L, 9-4	Moll-Winans-None	34,407	54-46	2nd	-9.0
7/24	vs. CIN	H-N	PPD**	Rescheduled for September 9			2nd	-9.0
7/25	at NYM	R-N	L, 3-2 (10)	Maton-Johnson-None	34,807	54-47	2nd	-9.5
7/26	at NYM	R-N	L, 8-4	Senga-Morton-None	34,673	54-48	3rd	-9.5
7/27	at NYM	R-D	W, 4-0	Schwellenbach-Megill-None	35,149	55-48	2nd	-9.5
7/28	at NYM	R-D	W, 9-2	Lee-Peterson-None	26,916	56-48	2nd	-8.5
7/29	at MIL	R-N	L, 8-3	Milner-Chavez-None	28,698	56-49	2nd	-8.5
7/30	at MIL	R-N	W, 5-1	Elder-Ross-None	28,810	57-49	2nd	-7.5
7/31	at MIL	R-D	W, 6-2	Johnson-Koenig-None	37,111	58-49	2nd	-6.5
JULY TOTALS				421,053 (38,278 average in 11 dates)		12-13		

8/1	vs. MIA	H-N	W, 4-2	Morton-Meyer-Iglesias	34,401	59-49	2nd	-6.0
8/2	vs. MIA	H-N	W, 5-3	Bummer-Fauchier-Jiménez	37,726	60-49	2nd	-5.0
8/3	vs. MIA	H-N	L, 4-3	Cronin-Johnson-Fauchier	40,749	60-50	2nd	-5.0
8/4	vs. MIA	H-D	L, 7-0	Cabrera-Fried-None	33,146	60-51	2nd	-6.0
8/5	OPEN DATE						2nd	-5.5
8/6	vs. MIL	H-N	L, 10-0	Rea-Elder-None	38,701	60-52	2nd	-6.5
8/7	vs. MIL	H-N	L, 8-5	Peralta-Johnson-None	33,281	60-53	2nd	-7.5
8/8	vs. MIL	H-D	L, 16-7	Peguero-Morton-None	29,935	60-54	3rd	-8.5
8/9	at COL	R-N	L, 6-5	Kinley-Minter-Vodnik	33,028	60-55	3rd	-8.5
8/10	at COL	R-N	W, 11-8	Johnson-Chivilli-Iglesias	46,169	61-55	2nd	-7.5
8/11	at COL	R-D	L, 9-8	Rogers-Jiménez-Vodnik	40,365	61-56	2nd	-7.5
8/12	at SF	R-N	W, 1-0 (10)	Iglesias-Ta. Rogers-None	30,184	62-56	2nd	-7.0
8/13	at SF	R-N	W, 4-3 (10)	Lee-Rodríguez-Iglesias	30,468	63-56	2nd	-6.0
8/14	at SF	R-N	W, 13-2	Holmes-Ray-None	27,460	64-56	2nd	-6.0
8/15	at SF	R-D	L, 6-0	Webb-Fried-None	29,319	64-57	2nd	-7.0
8/16	at LAA	R-N	L, 3-2	Burke-Schwellenbach-Joyce	37,736	64-58	2nd	-8.0
8/17	at LAA	R-N	W, 11-3	Sale-Canning-None	37,268	65-58	2nd	-8.0
8/18	at LAA	R-D	W, 3-1	Morton-Kochanowicz-Iglesias	36,102	66-58	2nd	-7.0
8/19	OPEN DATE						2nd	-7.0
8/20	vs. PHI	H-N	W, 3-1	Holmes-Wheeler-Iglesias	34,245	67-58	2nd	-6.0
8/21	vs. PHI	H-N	L, 3-2	Strahm-Jiménez-Estévez	33,231	67-59	2nd	-7.0
8/22	vs. PHI	H-N	W, 3-2	Schwellenbach-Sánchez-Iglesias	34,704	68-59	2nd	-6.0
8/23	vs. WSH	H-N	W, 3-2 (10)	Iglesias-Salazar-None	37,203	69-59	2nd	-5.0
8/24	vs. WSH	H-N	W, 4-2	Bummer-Garcia-Johnson	40,230	70-59	2nd	-5.0
8/25	vs. WSH	H-D	L, 5-1	Barnes-Jackson-Finnegan	32,327	70-60	2nd	-6.0
8/26	at MIN	R-N	W, 10-6*	Fried-Ober-None	18,974	71-60	2nd	-6.0
8/27	at MIN	R-N	W, 8-6 (10)	Iglesias-Duran-None	22,200	72-60	2nd	-6.0
8/28	at MIN	R-N	W, 5-1	Sale-Festa-None	19,142	73-60	2nd	-5.0
8/29	at PHI	R-N	L, 5-4	Kerkering-Holmes-Hoffman	40,451	73-61	2nd	-6.0
8/30	at PHI	R-N	W, 7-2	López-Suárez-None	40,193	74-61	2nd	-5.0
8/31	at PHI	R-N	L, 3-0	Fried-Wheeler-Estévez	42,730	74-62	2nd	-6.0
AUGUST TOTALS				459,879 (35,375 average in 13 dates)		16-13		
9/1	at PHI	R-D	L, 3-2 (11)	Estévez-Bummer-None	43,249	74-63	2nd	-7.0
9/2	OPEN DATE						2nd	-7.0
9/3	vs. COL	H-N	W, 3-0	Sale-Freeland-Iglesias	32,672	75-63	2nd	-7.0
9/4	vs. COL	H-N	W, 5-2	Morton-Blalock-Iglesias	36,859	76-63	2nd	-7.0
9/5	vs. COL	H-N	L, 3-1	Gomber-López-Kinley	32,811	76-64	T-2nd	-8.0
9/6	vs. TOR	H-N	W, 3-1	Fried-Gausman-Iglesias	37,230	77-64	T-2nd	-8.0
9/7	vs. TOR	H-N	L, 9-5	Berrios-Schwellenbach-None	38,276	77-65	3rd	-8.0
9/8	vs. TOR	H-D	W, 4-3 (11)	Iglesias-Pop-None	36,394	78-65	T-2nd	-7.0
9/9	vs. CIN	H-N	L, 1-0	Martinez-Morton-Díaz	34,883	78-66	3rd	-8.0
9/10	at WSH	R-N	W, 12-0	Chavez-Gore-None	17,668	79-66	T-2nd	-8.0
9/11	at WSH	R-N	L, 5-1	Irvin-Fried-None	15,585	79-67	3rd	-9.0
9/12	OPEN DATE						3rd	-9.0
9/13	vs. LAD	H-N	W, 6-2	Schwellenbach-Knack-None	40,339	80-67	3rd	-8.0
9/14	vs. LAD	H-N	W, 10-1	Sale-Flaherty-None	42,732	81-67	T-2nd	-8.0
9/15	vs. LAD	H-D	L, 9-2	Kopech-Iglesias-None	39,198	81-68	T-2nd	-9.0
9/16	vs. LAD	H-N	L, 9-0	Phillips-Fried-None	37,109	81-69	3rd	-9.0
9/17	at CIN	R-N	L, 6-5	Suter-Johnson-Díaz	20,955	81-70	3rd	-10.0
9/18	at CIN	R-N	W, 7-1	Schwellenbach-Santillan-None	18,959	82-70	3rd	-9.0
9/19	at CIN	R-D	W, 15-3	Sale-Aguilar-None	20,071	83-70	3rd	-8.0
9/20	at MIA	R-N	L, 4-3	Bellozo-Morton-Tinoco	17,139	83-71	3rd	-9.0
9/21	at MIA	R-D	W, 6-2	Fried-Bachar-None	25,225	84-71	3rd	-8.0
9/22	at MIA	R-D	W, 5-4	Johnson-Cronin-Iglesias	20,104	85-71	3rd	-7.0
9/23	OPEN DATE						3rd	-7.5
9/24	vs. NYM	H-N	W, 5-1	Schwellenbach-Severino-None	40,103	86-71	3rd	-6.5
9/25	vs. NYM	H-N	PPD**	Rescheduled for September 30 (2)			3rd	-7.0
9/26	vs. NYM	H-N	PPD**	Rescheduled for September 30			3rd	-7.0
9/27	vs. KC	H-N	W, 3-0	Fried-Singer-Iglesias	36,212	87-71	T-2nd	-6.0
9/28	vs. KC	H-N	W, 2-1	Iglesias-Long-None	38,775	88-71	2nd	-5.0
9/29	vs. KC	H-D	L, 4-2	Marsh-Morton-Bubic	39,043	88-72	T-2nd	-6.0
9/30	vs. NYM	H-D	L, 8-7	Díaz-Johnson-None	---	88-73	3rd	-6.5
9/30	vs. NYM	H-D	W, 3-0 #	Hernández-Lucchesi-Iglesias	41,561	89-73	T-2nd	-6.0S
SEPTEMBER TOTALS				604,197 (37,762 in 16 dates)		15-11		

2024 YEAR-END NOTES

THE YEAR THAT WAS: The Braves played to an 89-73 (.549) record in 2024, tying the New York Mets for second place in the National League East and sitting 6.0 games behind Philadelphia in the division race...Atlanta secured the second NL wild card seed for the franchise’s 30th postseason berth in the modern era and its seventh straight.

- Ⓐ This season ended Atlanta’s run of six consecutive division titles that dated to the 2018 season and stood as the longest streak in baseball...The Astros have won four straight AL West titles dating to 2021, which now stands as the longest active run.
- Ⓐ Atlanta clinched a postseason spot in the final game of the regular season, beating New York-NL, 3-0...It marked the fourth time in franchise history the club clinched a playoff spot in game No. 162...Atlanta secured the NL West on the final day of the season in 1982 with an 89-73 record, clinched the West in game No. 162 in 1993 with a 104-58 mark, and earned the only NL Wild Card spot on the final day in 2010.
- Ⓐ Since Major League Baseball went to Divisional play in 1969, the Braves have qualified for the postseason in 26 of the 55 seasons...That total is the most in the National League and second to only the Yankees in all of baseball.
- Ⓐ The Braves’ seven straight playoff appearances mark the club’s longest streak since their 14-year run from 1991-2005.
- Ⓐ The only other National League team to make the postseason in each of the last seven years is Los Angeles...The Dodgers are working on a 12-season run...In the American League, Houston has been in every season since 2017, an eight-year streak.

WINNING SEASON: The Braves won 89 games this season, the seventh consecutive season the club finished with a winning record...Just two Braves teams in history have won fewer games across a 162-game season and made the playoffs.

- Ⓐ This marked the Braves’ seventh consecutive winning season...They went 90-72 in 2018, 97-65 in 2019, 35-25 in 2020, 88-73 in 2021, 101-61 in 2022 and 104-58 in 2023...The Braves’ 604 wins since 2018 are the second most in the National League and third most in the majors, 52 behind Los Angeles and 14 fewer than Houston.
- Ⓐ The last time the Braves had seven straight winning seasons was during a string of 15-consecutive winning campaigns from 1991-2005.
- Ⓐ This marks the club’s 61st winning season in the modern era (since 1900), and their 35th since the club moved to Atlanta in 1966...The 35 winning seasons since 1966 are the third most in the National League, and 12 off the lead of the Los Angeles Dodgers...St. Louis has 43.

GOOD OPPONENTS: The Braves went 52-41 (.559) this season against opponents with a winning percentage at or above .500, the best such record in the National League and behind just the Yankees (55-38, .591) in baseball...The Brewers also played to a 52-41 record in such games.

- Ⓐ The Braves played to just a 37-32 (.536) record against teams with a losing record, five games over .500 and the fifth-worst such winning percentage in the majors...The only four teams with a worse winning percentage against losing teams were the White Sox (18-31, .367), Angels (23-41, .359), Marlins (20-39, .339) and Rockies (19-38, .333).

SNIT: Brian Snitker completed his 48th season in the Braves organization in 2024, and his eighth full campaign as the Braves manager...Snitker took over on an interim basis on May 17, 2016, before being named Atlanta's manager on October 11, 2016...Snitker joined the organization as a non-drafted free agent in 1977.

- A* Snitker is 735-582 (.558) at the major league level and was named NL Manager of the Year in 2018...He was a finalist for the award in 2019, 2022 and 2023, and finished fourth in 2020 and 2021.
- A* He managed the 1,236th game of his career on June 29 vs. Pittsburgh...In doing so, he passed Hall-of-Famer Bill McKechnie for the third-most games managed by a skipper in franchise history...Snitker trails just Bobby Cox, 3,860, and Frank Selee, 1,677, in franchise annals...Both Cox and Selee are enshrined in the National Baseball Hall of Fame.
- A* Among the five managers in franchise history to skipper more than 1,000 games, Snitker's .558 winning percentage ranks second behind just Selee (.607)...Snitker's winning percentage sits .001 points higher than Cox's .557 mark all-time, while McKechnie (.457 over 1,235 games) and George Stallings (.492 over 1,201 games) both had records under .500.
- A* Since taking over for Atlanta on May 17, 2016, Snitker's 735 wins stand as second most for any manager in baseball...Only the Dodgers' Dave Roberts, with 831, has more...Just four teams in total have more wins than the Braves since Snitker took the helm - the Dodgers (831), Astros (788), Yankees (762) and Guardians (737).
- A* Snitker managed for 20 seasons in the minor leagues, compiling a 1,301-1,309 (.498) record, while five of his clubs advanced to postseason play...He was named Manager of the Year twice while in the minor leagues, winning the award in 1999 and 2000 with Single-A Myrtle Beach.
- A* Snitker is the only manager in franchise history to take the team to the postseason seven times in his first eight full seasons.

ROSTER: The Braves used 55 different players this season, two more than the club used last year...Atlanta's total ranked tied for 15th in the majors...The Marlins used a majors-most 70 players, while the Cardinals played a majors-least 44.

- A* The Braves used 27 position players and 30 pitchers (with two position players pitching), with 1B Matt Olson and DH Marcell Ozuna standing as two of just four players in baseball to play all 162 games this season...RHP Joe Jiménez led all Braves relievers with 69 appearances, while RHP Charlie Morton made a team-high 30 starts.
- A* The 30 different players that pitched for Atlanta this season tied for the seventh-lowest total in the major leagues with two other clubs...St. Louis and Washington only used 25, fewest in the majors.
- A* The Braves used 11 rookies this season, tied for eighth fewest in the majors...Nine of the 11 for Atlanta this season were pitchers (LH Dylan Dodd, RH Parker Dunshee, RH Daysbel Hernández, RH Grant Holmes, RH Spencer Schwellenbach, RH AJ Smith-Shawver, RH Darius Vines, RH Hurston Waldrep and RH Allan Winans), while INF Nacho Alvarez Jr. and OF J.P. Martínez appeared as position players...Five of the 11 rookies made their debuts this season (Alvarez Jr., Dunshee, Holmes, Schwellenbach & Waldrep), while the other six had prior experience.
- A* The Braves received a majors-most 23.5 fWAR by their pitching staff this season, while the 18.5 fWAR compiled by their position players ranked 18th.

AT HOME: The Braves went 46-35 (.568) at home, the sixth-best home record in the majors and fourth best in the National League...Only the Phillies (54-27, .667), Dodgers (52-29, .642) and Brewers (47-34, .580) were better in the NL...Atlanta won at least 45 home games for the third consecutive season and for the fourth time in seven years since Truist Park opened in 2017.

A Since the 2017 inaugural season for Truist Park, Atlanta's 344 wins at home are seventh most in baseball and fourth most in the National League behind just the Dodgers (402), Phillies (349) and Brewers (348)...Dating to the start of the 2022 season, only Los Angeles (162) has more wins than Atlanta (153) at home in all of baseball.

A Atlanta went 15-4 (.790) through its first 10 home games through May 14, and did not lose back-to-back home games in that span...From May 15 through the end of the season, the Braves went 31-31 (.500) in their home park.

ON THE ROAD: The Braves went 43-38 (.531) away from Truist Park, tied with four other clubs for the seventh-best road record in the majors...Only four teams – the Padres (48-33, .593), Dodgers (46-35, .568), Brewers (46-35, .568) and Diamondbacks (45-36, .556) – were better in the NL.

A Since 2018 and the start of this seven-season playoff run, the Braves are the third-best road team in the majors with a mark of 297-219 (.576)...Only Los Angeles (NL) at .603 (311-205) and Houston at .582 (301-216) have been better over the last seven seasons.

VS. NL EAST: Atlanta played to a 28-24 (.538) record in intradivision games this season, just four games over .500...From 2018 to 2023, during the Braves run of consecutive NL East titles, the club went 247-149 (.624) against the NL East, 36 games better than any other team in the division

A New York went 30-22 (.577) against the NL East this season, while Philadelphia played to a 29-23 (.558) mark...Both records were better than Atlanta's...Washington (25-27, .481) and Miami (18-34, .346) rounded out the intradivision records.

A Atlanta went 5-8 in 13 games against Washington this season...No team beat the Braves more this year...The Braves had not lost even six games to the Nationals since 2019 when it went 11-8 in 19 total games, and had not dropped the season set since going 9-10 in 2017.

A Losing the season series to Washington this year marked just the second time since 2018 that Atlanta dropped a season set to a division opponent...The Braves went 9-10 (.474) against the Phillies in 2019...The Nationals' .615 winning percentage against the Braves this year was the best by an NL East team versus the club since the Phillies (13-6, .684) and Mets (12-7, .632) in 2017.

A LONG LOSING STREAK, FINALLY: The Braves lost at the Orioles, 4-2 on June 12, to suffer their fifth consecutive defeat...Atlanta had not lost five straight games since September of 2017, and the Braves' run of playoff appearances began the next season.

A The Braves went 934 games between losing streaks of at least five games...Per Elias, that is the second-longest streak of its kind in MLB history, behind a run by the Yankees...New York went 1,243 games between five-game skids from 1930-38.

A The Braves had lost four straight on 17 different occasions between five-game skids, including once earlier this season...Atlanta lost four in a row to the Cubs and Padres, May 15-20, before beating San Diego in the second game a doubleheader to stop the skid.

A Atlanta would go on to lose six straight games on two different occasions later in the season, dropping six in a row from July 20 to July 26 and again from August 3 to August 9...The Braves went 934 straight games without losing five straight games, and then had three such losing skids within a span of 55 games this season.

VS. LEFTIES: The Braves went 29-17 (.630) in games started by opposing left-handers this season, the fourth-best record in baseball...Cleveland (29-11, .725), Los Angeles-NL (36-17, .679) and Detroit (21-12, .636) were the only teams to play to a better record.

- A* Since 2018, Atlanta's 164-105 (.610) record versus left-handers is third best in the majors, behind just the Dodgers (210-122, .633) and Astros (216-126, .632).
- A* Atlanta hit .257/.326/.447 against all left-handed pitching this season, and its .773 OPS versus lefties ranked fourth in baseball...The Braves hit 60 home runs against left-handed pitchers, fewer than just the Dodgers (66), Phillies (61) and D-backs (61).
- A* The Braves faced four consecutive left-handed starters from August 11 to August 15 at Colorado and San Francisco, and went 3-1 in this span...Atlanta had not seen four straight left-handed starters since 2018, when the Giants, Rays and Marlins combined to throw five straight lefties from May 5 to May 10.

PITCHING: Atlanta's pitching staff compiled a 3.49 ERA (559 ER/1443.1 IP) on the year, the best mark in baseball...The Braves' ERA (3.4857) was 0.0062 points better than the Mariners (3.4919)...Atlanta this year paced the league in ERA for the first time since pitching to a 3.18 mark in 2013.

- A* Dating to the 1991 season, Atlanta has led the majors in ERA in 12 of the 34 years played...The Braves paced all of baseball in 1992, 1993, 1995, 1996, 1997, 1998, 1999, 2000, 2002, 2004, 2013 and 2024...Just three other teams have multiple years of leading the league in ERA in that span...The Dodgers have done so seven times, while the Nationals/Expos did so twice.
- A* Since moving to Atlanta in 1966, the Braves' 3.49 ERA this year ranks 16th lowest by the club...It was lowest for the team since compiling a 3.46 ERA in 2022.
- A* The Braves compiled 1,553 strikeouts this season, by far the most in the majors and one of just two clubs to hit 1,500 on the year...Minnesota fanned exactly 1,500...Atlanta's 1,553 strikeouts fell one short of the single-season franchise record set just two years ago in 2022.
- A* In total, Atlanta led the majors in ERA, strikeouts, FIP (3.45) and strikeouts per 9.0 innings (9.68)...In the National League, the club paced the circuit in earned runs allowed (559), runs (607), home runs (150), WHIP (1.20) and strikeouts per walks (3.46).
- A* Braves starters led the National League with a 3.58 ERA (360 ER/904.1 IP), while the bullpen's 3.32 mark ranked second to the Brewers (3.11).

OFFENSE: The Atlanta offense paced the majors in average exit velocity (89.6 mph), hard-hit percentage (42.8%) and barrel percentage (20.6%) this season...The Braves' 411 barrels on the year led the National League and trailed just the Yankees (442) in all of baseball...Atlanta hit 213 home runs this season, fourth most in the majors.

- A* Atlanta has led the National League in exit velocity and hard-hit percentage in each of the last three seasons, and has paced in barrel percentage for both of the last two years.
- A* The Braves made 134 outs on balls off the barrel, the highest total in baseball...Atlanta combined to bat .686 on balls off the barrel this year, the sixth-lowest mark in baseball...For reference, the major league average on balls off the barrel was .719, and Cleveland hit a majors-best .778 on such balls.
- A* Atlanta made 462 outs on hard-hit balls (95+ mph exit velocity), the fourth-highest total in baseball...The Braves' 48 soft hits (under 60 mph for grounders or under 70 for pop-ups) ranked fourth fewest...The club's .291 batting average on balls in play ranked 11th in the majors and was the exact league average.

ALL-STARS: The Braves sent four players to the MLB All-Star Game at Globe Life Field in Texas, with LH Chris Sale, LH Max Fried, RH Reynaldo López and DH Marcell Ozuna earning selections to the squad...None of the four were part of Atlanta's franchise-record eight selections in 2023.

- ✎ Sale earned his eighth career selection, Ozuna collected his third such honor and López was named to a team for the first time...All three earned their first All-Star honors with Atlanta...Fried was named to the NL team for the second time.
- ✎ Fried pitched 1.0 scoreless inning in the game while López struck out the only batter he faced...Ozuna went 0-for-1 in his only plate appearance, while Sale did not appear in the game.

AWARDS: Just two Braves earned in-season awards this year, with LH Chris Sale earning NL Pitcher of the Month honors in May and closer RH Raisel Iglesias winning NL Reliever of the Month for August.

- ✎ Sale went a perfect 5-0 with a 0.56 ERA (2 ER/32.0 IP) across five starts in May, walking just two and fanning 45...The award was his fifth career Pitcher of the Month honor, and his first since winning back-to-back awards in June and July of 2018 while with the Red Sox...He is one of 18 pitchers in history with at least five monthly awards and the eighth left-hander of the group...The 35-year-old led the majors in ERA in May, ranked second among NL pitchers in strikeouts and WHIP, and tied for seventh in opponents' average.
- ✎ Iglesias went 3-0 with a 0.00 ERA (0 ER/13.1 IP) and six saves in 11 total appearances in the month of August, allowing just two hits without issuing a walk...He retired 38 consecutive batters from July 27 to August 23, the longest streak by any Braves pitcher during the Expansion Era (since 1961) and the longest by any pitcher in baseball since 2014...The closer earned his third such award, after also winning last August with Atlanta and in July of 2021 while with Los Angeles-AL
- ✎ Zero Braves were named NL Player of the Week this year...Six different Atlanta players won the award last season, tying a major league record, while Atlanta's seven total selections last season (Matt Olson won twice) also tied a major league mark.

OPENING DAY LINEUP: Atlanta beat Philadelphia, 9-3, on Opening Day, collecting 13 total hits in the first game of the season...The lineup that Atlanta used that afternoon played a grand total of six full innings together this season...MLB.com named Atlanta as having the No. 2 starting lineup in baseball entering the 2024 season, behind just the Dodgers.

- ✎ Starting catcher Sean Murphy exited in the seventh inning on Opening Day and missed 49 games with a strained left oblique muscle...He was the starting catcher for the 2023 NL All-Star team and batted .251 with a 127 OPS+ and 3.9 bWAR that season...Following his return to the lineup this year, Murphy batted .193 with an OPS+ of 76 and 1.3 bWAR.
- ✎ Leadoff batter Ronald Acuña Jr. went 2-for-4 with a walk, a run and an RBI on Opening Day...He suffered a complete tear of the ACL in his left knee on May 26 and missed the remainder of the season...He played a total of 49 games this year...Acuña Jr. was unanimously named the National League Most Valuable Player last season.
- ✎ Starting second baseman and two-hole hitter Ozzie Albies missed 63 total games this year between two stints on the injured list, first with a fractured toe in April and again with a broken wrist from July to September...Albies is a three-time All-Star, including a selection in 2023.
- ✎ Austin Riley started at third base and hit third on Opening Day, and saw his season end due to a broken hand on August 18...He played in 110 games this year...From the 2021-2023 seasons, Riley's 16.6 fWAR are most by a third baseman in the National League.

- A* Matt Olson and Marcell Ozuna hit fourth and fifth, respectively, on Opening Day, and are two of the three total players in all of baseball to start all 162 games this year...The two combined for 68 homers and 202 RBI on the season.
- A* Michael Harris II had three hits and two runs on Opening Day, and would later miss 52 games this year with a strained left hamstring...Harris II returned in August and batted .283/.318/.506 in 43 games to close the season, and his 1.4 fWAR after returning ranked sixth among all centerfielders in baseball.
- A* Right-hander Spencer Strider started for Atlanta on Opening Day and made just two starts in total for the Braves this year...Strider led MLB in wins (20) and strikeouts (281) in 2023, and opened the season as a favorite to win the 2024 NL Cy Young award.
- A* Atlanta qualified for the playoffs this year, despite six of the 10 players in its Opening Day lineup missing significant time due to injury...Three such players - RH Spencer Strider, OF Ronald Acuña Jr and 3B Austin Riley - were out for the season by September...Per Stats Perform, the Braves are the first team in history to qualify for the postseason in a year where three of their Opening Day starters missed the final 35+ regular-season games and the playoffs.

ACQUISITIONS: Four Braves - Ramón Laureano, Jorge Soler, Whit Merrifield and Gio Urshela - appeared in over 35 games for the club this season despite not opening the year in the organization...Soler was acquired via a trade with San Francisco on July 29, while the others were all signed as free agents.

- A* Laureano batted .296/.327/.505 with 10 homers over 67 games for the Braves, and his 129 wRC+ after his debut with the club ranked 22nd in the National League.
- A* Soler, the 2021 World Series MVP with Atlanta, hit .243/.356/.493 with nine homers and 24 RBI in 49 appearances with the Braves...His 134 OPS+ with the club trailed just Marcell Ozuna (154) for the team lead.
- A* Merrifield batted .248/.348/.336 in 42 games with the Braves after opening the season with Philadelphia...His .248 average with Atlanta was 49 points higher than he hit in 53 games with the Phillies (.199).
- A* Urshela made 36 starts for the Braves at third base following Riley's injury, and hit .265/.287/.424 with 0.9 bWAR.

TRIPLE CROWN WINNER: Left-hander Chris Sale led the National League in wins (18), strikeouts (225) and ERA (2.38), becoming the first Triple Crown winner in Braves franchise history...He became the first pitcher to win the Triple Crown in the National League since the Dodgers' Clayton Kershaw in 2011.

- A* Sale's 2.38 ERA paced all of baseball, and his 18 wins tied Tarik Skubal of Detroit...Skubal also won the Triple Crown in the American League, leading with a 2.39 ERA and 228 strikeouts.
- A* The left-hander allowed no more than two earned runs in each of his final 18 starts dating to June 7...Since earned runs became official in both leagues in 1913, his run is the longest single-season stretch by a traditional starter in baseball history...Hall-of-Famer Walter Johnson went 17 straight starts in 1919, while Félix Hernández had such a run in 2014.
- A* Sale went a perfect 10-0 with a 2.28 ERA over 14 starts at Truist Park this season, while Atlanta went 12-2 in his turns...He is the only pitcher in franchise history to make at least 10 starts in his home park and not suffer a defeat...Denny Neagle held the previous high in single-season winning percentage at home, going 10-1 (.909) over 18 starts at Turner Field in 1997.

- ⚡ He made 15 starts this season against opponents at or above .500, and pitched to a perfect 11-0 record with a 1.85 ERA (18 ER/87.2 IP)...He was the only pitcher in baseball this season to make at least 10 starts against non-losing teams and not suffer a defeat, and his 1.85 ERA in such games ranked third.
- ⚡ Sale was acquired via trade with Boston last December and played his first season with Atlanta... He has six career Top 5 finishes in Cy Young voting in his career, all in the American League, but has yet to win the award.

EXTRA INNINGS: Atlanta played 17 extra-inning games this season, and went 12-5 (.706) in these games...The Braves .706 winning percentage ranked fourth in baseball behind just the Padres (10-2, .833), Rangers (9-2, .818) and Guardians (10-3, .769)...Just three teams, the Red Sox (20), Tigers (19) and Marlins (19), played more extra-inning games than the Braves.

- ⚡ The Braves' 12 wins in extras were the most in the majors and two more than the next closest clubs (five tied)...Dating to the start of the 2023 season, Atlanta's 20-8 (.714) record in extra-inning games is the best in baseball.
- ⚡ The Braves pitched to a 0.90 ERA (2 ER/20.0 IP) in extras this season...Atlanta allowed just 11 total runs to score in 17 innings after the ninth this year, despite a runner beginning all extra frames on second base, and its rate of 0.65 runs per game in extras was best in the National League and behind just Texas (six runs in 11 games, 0.55) in baseball.
- ⚡ Atlanta collected eight walk-off wins this season - April 5 vs. Arizona (d'Arnaud, single), April 24 vs. Miami (Harris II, double), April 28 vs. Cleveland (Riley, single), June 29 vs. Pittsburgh (Duvall, single), July 20 (1) vs. St. Louis (Albies, sacrifice fly), August 23 vs. Washington (Harris II, E6-throw), September 8 vs. Toronto (Murphy, fielder's choice) and September 28 vs. Kansas City (d'Arnaud, solo home run).

ATTENDANCE: Atlanta drew 3,011,755 fans at Truist Park this season, the third consecutive year in which the club hosted over 3,000,000 fans...The Braves saw 3,129,931 fans in 2022 and 3,191,505 last year.

- ⚡ The Braves sold out 32% of their home schedule in 2024, doing so in 26 of their 81 home games.
- ⚡ Atlanta's average home attendance of 37,647 ranked fifth in the majors, behind just the Dodgers, Yankees, Phillies and Padres.

OVERALL PITCHING: The Braves allowed 607 runs this season, tied for the fewest in Major League Baseball...They had a 3.49 team ERA, which led the majors...Opponents batted .236 (1,277-for-5,413) against Braves pitching, which ranked third in the National League and ninth in MLB... Atlanta pitchers struck out 1,553, the most in the majors, while walking 449, sixth-fewest...The club allowed 150 home runs in 2024, fewest in the National League and second in baseball.

	2023	2024
ERA:	4.14	3.49
Runs Allowed:	716	607
Earned Runs:	662	559
Innings:	1,440.0	1,443.1
Batting Average:	.245	.236
On-Base Percentage:	.318	.301
Slugging Percentage:	.398	.372
Walks:	534	449
Strikeouts:	1,516	1,553

A The Braves staff allowed an average exit velocity of 87.8, easily the softest contact allowed in the majors...Atlanta allowed just 265 barrelled balls in 2024, the fewest baseball and 12 less than the next-closest team (Detroit Tigers, 277).

A Four Atlanta pitchers made their MLB debuts this season: RHP Parker Dunshee, RHP Grant Holmes, RHP Spencer Schwellenbach and RHP Hurston Waldrep...That contingent combined to cover 201.1 innings for the Braves this season, with 192.0 of them coming from Schwellenbach (123.2 IP) and Holmes (68.1 IP).

A Conversely, the Braves received 76 pitching appearances from players aged 40-or-older, split between Jesse Chavez (46 games) and Charlie Morton (30 games)...That total is comfortably the most in franchise history, more than the 56 such games from the 2010 club (Takashi Saito)...The last MLB club to receive as many appearances from pitchers 40-or-older was the 2013 New York Yankees, who received 94 combined outings from Mariano Rivera (64 games) and Andy Pettitte (30 games).

STARTERS: The Braves used 13 starting pitchers this year after using 16 different starters last season...Eleven of those 16, however, registered single-digit starts for the club...Overall in 2024, the starters went 56-46 (.549) on the season...They tossed 904.1 innings, the most in the National League and third-most in baseball, while their 3.58 ERA (360 ER) was also best in the N.L. and third-best in MLB.

A As part of his N.L. Triple Crown, LHP Chris Sale led the Senior Circuit with 225 strikeouts, one more than Philadelphia's Zack Wheeler.

A Five different starters - Charlie Morton, Chris Sale, Max Fried, Reynaldo López and Spencer Schwellenbach - made at least 20 starts for the club, and combined to start 83% (134-of-162) of Atlanta's games this season...In games started by those five, Atlanta went 78-56 (.582)...In games started by anyone else, the Braves were 11-17 (.393).

A The Braves pitched two complete games, both at the hand of LHP Max Fried...Fried's two complete games tied for the MLB lead, deadlocked with Toronto's Kevin Gausman and Philadelphia's Cristopher Sánchez...He blanked the Miami Marlins over 9.0 innings at Truist Park on April 23, then surrendered a pair of runs (one earned) while going the distance on May 22 at Wrigley Field...Of note, Fried was pulled after 8.2 shutout innings in his regular season finale on September 27 versus Kansas City.

RELIEVERS: The Braves bullpen used 21 different pitchers in a relief capacity this season, three fewer than last season...Seven of those 21 made no more than three relief appearances for the club...Atlanta relievers went 33-27 with a 3.32 ERA (199 ER/539.0 IP) and converted 40-of-62 save opportunities.

A The Braves' 3.32 ERA in relief was second best in the National League and third best in baseball behind just the Cleveland Guardians (2.57) and Milwaukee Brewers (3.11)...Atlanta's 3.32 relief ERA is its second-lowest since 2015, only trailing the 2022 club that posted a 3.03 mark.

A Atlanta's bullpen allowed only 91 barrels this season (6.3 barrel percentage), fewest in major leagues (Fangraphs)...Every other team finished with at least 101.

A Atlanta's relievers held their opposition to a .228 batting average with runners in scoring position, the sixth-best mark in MLB.

A Braves relievers combined to walk only 172 batters this season, the club's fewest across a full season since the bullpen issued 155 free passes in 2013...Atlanta's bullpen walked the fewest hitters among all MLB bullpens, 12 fewer than the second-place Seattle Mariners.

SAVES: Atlanta relievers went 40-for-62 in save opportunities, tied for the sixth most saves in the National League and the 14th-most in the majors...The Braves' 22 blown opportunities tied for 11th most in MLB...Seven different pitchers recorded saves for the club, after six did so last year.

A Raisel Iglesias led the club with 34 saves, while Joe Jiménez logged three, Pierce Johnson secured two and A.J. Minter logged one...Iglesias finished fourth in the National League and tied for fifth in Major League Baseball.

A Atlanta blew four fewer saves than it did last season, while converting 12 fewer.

WINS: Left-hander Chris Sale led the National League with 18 wins, tied with Detroit's Tarik Skubal in the American League for the major-league lead...Sale led his league in victories for the first time in his big league career.

A An Atlanta Brave has had at least a share of the MLB wins lead in each of the last three seasons... Kyle Wright (21, 2022) and Spencer Strider (20, 2023) were MLB's outright win leaders in each of the last two seasons.

A The last team to have a three-year streak of MLB win leaders was the Baltimore Orioles, who had Mike Flanagan (23, 1979), Steve Stone (25, 1980) and Dennis Martínez (14, 1981, tied) win at least a share of the title...The last club to do so without a truncated season involved was the Philadelphia Phillies, when Hall-of-Famer Robin Roberts had at least a share of the win title from 1953-'55.

STRIKEOUTS: Braves pitchers combined to strike out 1,553 batters this season, second-most in a single year in franchise history only behind the 2022 club (1,554)...This year's total also led the majors, 53 more than the second-place Minnesota Twins.

A Atlanta's pitching staff whiffed 1,500 batters for the third consecutive season, tied for the second longest streak in modern-era MLB history...The Los Angeles Dodgers are the only club to manufacture a longer stretch (4 seasons, 2016-'19)...The Boston Red Sox (2017-'19), Houston Astros (2017-'19), Cleveland Guardians (2017-19) and New York Yankees (2017-'19) also posted three-season streaks.

A The Braves' 4,623 strikeouts from 2022-'24 are easily the most in any three-season span in franchise history.

A Prior to 2022, the club had never reached even 1,500 strikeouts in a single campaign, with the 2018 staff's 1,423 strikeouts holding the record previously.

A Each of the last six full seasons rank as the top six years by strikeout totals in franchise history.

A Atlanta pitchers fanned at least 14 batters in a game 18 times this season, most in the majors and tied for the highest total in franchise history...The 2022 club also did it 18 times.

A Braves starting pitchers combined for 959 strikeouts, most in the majors, while their relievers posted 594 punchouts, ranking 15th in Major League Baseball.

HOME RUNS: The Braves' pitching staff combined to allow just 150 home runs on the season, fewest in the National League and second-fewest in Major League Baseball...Only the Kansas City Royals (146) allowed fewer.

A Atlanta starters allowed only 93 longballs this season, second-fewest in the N.L. and third-fewest in MLB behind the Detroit Tigers (83) and San Francisco Giants (84)...Throughout a full season, the Braves' starting staff had not allowed fewer since 2011, when that club gave up only 89.

STATCAST: Per Statcast, Atlanta's pitching staff performed some notable feats during the 2024 campaign.

- A* As a conglomerate, the Braves pitching staff induced 3,153 swings and misses this season, the most in MLB ahead of the Minnesota Twins (3,135)...Atlanta's total is its third-highest in the Statcast era (since 2015) after getting 3,307 whiffs in 2023 and 3,268 in 2022.
- A* Atlanta starters registered 1,932 swings-and-misses, 34 more than the next-closest club, while its relievers induced 1,221 whiffs, 18-most in the majors.
- A* The Braves allowed only 268 barrels as a club, also the fewest in the major leagues...Of those, 175 were surrendered by starting pitchers (1st in N.L./3rd in MLB) and 93 were allowed by relief pitchers (1st in MLB).

OVERALL OFFENSE: The Atlanta offense combined to bat .243/.309/.415 over 162 games this season, with 213 home runs and 704 total runs...Atlanta drew 485 walks on the season and struck out 1,461 times.

- A* Atlanta ranked top-10 in the majors in home runs (4th, 213), extra-base hits (T-7th, 501), doubles (8th, 273), slugging percentage (9th, .415) and total bases (10th, 2,275).
- A* The club averaged 4.3 runs per game...In three seasons under the expanded Wild Card format, Miami (4.1, 2023) is the only N.L. club to average fewer runs per game and qualify for the postseason.

HOME RUNS: The Braves hit 213 home runs this season; fourth-most in the majors, behind New York-AL (237), Baltimore (235) and Los Angeles-NL (233).

- A* Atlanta was one of six clubs (also: Arizona, 211 and New York-NL, 207) to amass 200 home runs this season...Houston and New York (AL) are the only other clubs with at least 200 home runs in each of the last five full seasons (excl. 2020)...Prior to 2019, the club had five, 200-homer seasons in franchise history 1966 (207), 1973 (206), 1998 (2015), 2006 (222) and 2003 (235).
- A* Atlanta has finished first or second in home runs among National League clubs in five consecutive seasons: 2020 (2nd, 103), 2021 (2nd, 239), 2022 (1st, 243), 2023 (1st, 307), 2024 (2nd, 213).
- A* Of the club's 213 home runs, 126 were hit on the road; most in the majors...Just 26 clubs in MLB history have amassed more road home runs, within a single-season, including the 2023 Braves (156).
- A* Eleven different Braves hit at least 10 home runs this season; establishing the club's franchise record in that regard, surpassing the 2023 club (10)...Atlanta is the 16th club in MLB history with as many 10-homer players...It's the seventh occurrence of a club having at least 10, 10-homer players in consecutive seasons – previously done by Houston, three straight (2017-19), Cincinnati (1999-2000), Los Angeles-NL (2018-19), New York-AL, twice (2018-19 and 2021-22) and Toronto (2018-19).
- A* The Braves out-homered their opponents, 213-to-150, good for a major league-leading +63 home run differential...It makes the second consecutive year the club has paced the majors in home run differential, also doing so with a +120 margin in 2023; the highest within a single-season in MLB history.
- A* Atlanta out-homered its opponents in 74 games this season, going 59-15 (.797) in those contests...Baltimore (76) is the only club to out-homer its opponent more frequently, posting a 61-15 (.803) record.

BACK-TO-BACK: The Braves hit 11 back-to-back home runs this season; tied for the third-most instances in the majors along with New York (AL), while trailing Los Angeles (NL) and Arizona, each with 15.

- ♣ Marcell Ozuna and Matt Olson went back-to-back four times; tied for second-most of any duo in the majors, along with Arizona's Joc Pederson and Christian Walker...New York's (AL) Aaron Judge and Juan Soto were the only teammates with more instances (6).
- ♣ Olson and Travis d'Arnaud went back-to-back, twice, within the same game, July 31 at Milwaukee (4th inning, 8th)...The pair became the third teammates in Braves franchise history to hit back-to-back home runs, twice within a single-game, joining Hall-of-Famer Fred McGriff and David Justice, August 25, 1993 at San Francisco and Javy López and Andruw Jones, June 13, 1998 vs. Montreal.
- ♣ Across the majors, Olson was one of six players to hit multiple back-to-back home runs with multiple teammates...In total, he was involved, regardless of order, in six back-to-back home runs...Judge (8), Los Angeles' (NL) Freddie Freeman and Shohei Ohtani, each with seven, were the only players to do so more often.
- ♣ Since the start of the 2019 season, Atlanta's 68 back-to-back home runs lead the majors; three more than the next closest team, Los Angeles (NL)...Over that span, the club has owned at least a share of the National League-lead, twice - doing so in 2022 (T-1st, 12) and 2023 (1st, 17).

RUNNERS IN SCORING POSITION: Atlanta slashed .247/.314/.413 (307-for-1,245) with runners in scoring position...The club's batting average with runners in scoring position ranked 20th in the majors and was the lowest among teams to qualify for the postseason.

- ♣ Atlanta led the majors with a .310 batting average (91-for-294) in such situations through play on April 30...From May 1 through the end of the regular season, the club's .227 batting average with runners in scoring position (216-for-951) was third-worst in the majors, ahead of Chicago-AL (.206) and Tampa Bay (.206).
- ♣ In their 89 wins, the club slashed .294/.364/.506 (223-for-759) with runners in scoring position, compared to .173/.230/.267 (84-for-486) in its 73 losses.
- ♣ Atlanta endured three games, all losses, where it went 0-for-10 or worse with runners in scoring position: May 21 at Chicago-NL (0-for-14), September 1 at Philadelphia (0-for-10) and September 16 vs. Los Angeles-NL (0-for-12)...Minnesota and Tampa Bay were the only clubs with more such games this season, each with four.

ANTI-SHUTOUT STREAK: Atlanta went 182 consecutive games without being shutout, spanning May 12, 2023-June 5, 2024; the longest such streak in the franchise's Modern Era (since 1900) and the fifth-longest by any club over that span.

- ♣ New York-AL (307, 1931-33) and (220, 2018-19), Milwaukee (212, 1978-79) and Cincinnati (208, 2000-01) were the only clubs with longer such streaks.
- ♣ Atlanta also went 231 consecutive home games without being shutout, spanning August 28, 2021-August 4, 2024; the third-longest streak of its kind in the Modern Era (since 1900)...Colorado went 336 games between shutouts at Coors Field from 1999-2003...New York (AL) went 233 games without being blanked at Yankee Stadium I from 1930-33.

EXTRA-BASE HITS: Marcell Ozuna finished the season with 70 extra-base hits (39 home runs and 30 doubles); sixth-most in the National League...Matt Olson totaled 67 extra-base hits (29 home runs, 37 doubles and one triple); tied for eighth-most in the Senior Circuit.

- ♣ Ozuna's 70 extra-base hits matched his career-high (2023)...He's one of three players with at

least 70 extra-base hits in each of the last two seasons, along with Los Angeles' (NL) Shohei Ohtani and Baltimore's Anthony Santander.

- A* Olson's collected at least 60 extra-base hits in each of his six full seasons in the majors...League-wide, he's the only player with at least 60 extra-base hits in each of the last six full seasons (excl. 2020)...Over that span, his 446 extra-base hits are bested only by Cleveland's Jose Ramirez (470) and Los Angeles' (NL) Freddie Freeman (459).

GAMES PLAYED: Matt Olson (1B) and Marcell Ozuna (DH) started all 162 of Atlanta's regular season games.

- A* Excluding shortened seasons, it's the fifth time in the franchise's Modern Era (since 1900) that teammates have appeared in all of the club's games in a given season, joining Whitey Wietelmann and Chuck Workman (1943, 153), Joe Adcock and Hall-of-Famer Eddie Mathews (1953, 157), Freddie Freeman and Nick Markakis (2018, 162) and Olson and Dansby Swanson (2022, 162).
- A* New York's (NL) Pete Alonso and Philadelphia's Nicholas Castellanos were the only other players to appear in each of their club's games this season.
- A* Olson's played all 162 games in each of the first three seasons of his Braves tenure (2022-24), while also doing so in 2018, as a member of the A's...Since the advent of the 162-game schedule in 1961 for the A.L. and 1962 for the N.L., he's one of 15 players with at least four seasons of 162 games played...Cal Ripken Jr. played 162 games in 10 different seasons during his record-setting streak of 2,632 consecutive games from 1982-1998.
- A* Prior to this season, Ozuna appeared in at least 150 games twice over his MLB career (159, 2017) and (153, 2014) – both as a member of the Marlins...Since the A.L. implemented the DH rule in 1973 (N.L. '22), he's the third player to start 162 games at the position, joining Rusty Staub (Detroit, 1978) and Willie Horton (Seattle, 1979).

STATCAST: Per Statcast, Atlanta ranked first or second in the majors in hard-hit percentage (1st, 42.6%), fast swing rate (1st, 31.0%), average exit velocity (2nd, 89.9 mph), barrels (2nd, 411) and barrels/plate appearance (2nd, 6.8%), average home run distance (2nd, 405 ft.) and average bat speed (2nd, 72.5 mph).

- A* Atlanta has led the National League in exit velocity and hard-hit percentage in each of the last three seasons, and has paced in barrel percentage for both of the last two years.
- A* Since Statcast began tracking in 2015, Atlanta's (411) barrels are tied for the eighth-most of any club within a single-season.
- A* Atlanta and New York (AL) have accounted for six of the top-10 seasons in that regard, with each club possessing three...Atlanta's 517 barrels in 2023 are the most of any clubs once tracking began.



PLAYER DEVELOPMENT

PLAYER DEVELOPMENT STAFF

GWINNETT [AAA]

Kanekoa Texeira	Manager
Wes McGuire	Pitching Coach
Craig Bjornson	Bullpen Coach
Dan DeMent	Hitting Coach
Wigberto Nevarez	Coach
Greg Harrel	Athletic Trainer
Tyler Moos	Athletic Trainer
Tyler Enns	Strength & Conditioning Coach
Jake Rugely	Trainee, Video & Information

COLUMBUS [AA]

Cody Gabella	Manager
Mike Steed	Pitching Coach
Grant Kay	Hitting Coach
Francisco Diaz	Coach
Jesús Aviles	Athletic Trainer
Kyle Hegedus	Strength & Conditioning Coach
Luke Carpenter	Trainee, Video & Information

ROME [A+]

Angel Flores	Manager
Horacio Ramirez	Pitching Coach
Connor Justus	Hitting Coach
Bobby Moore	Coach
Tom Adams	Athletic Trainer
Julian Rip	Strength & Conditioning Coach
Will Dolan	Trainee, Video & Information

AUGUSTA [A]

Wynston Sawyer	Manager
Elvin Nina	Pitching Coach
Garrett Wilkinson	Hitting Coach
Ruben Gotay	Hitting Coach
Brad Stoll	Coach
Dan Gaertner	Athletic Trainer
Jake Wynn	Strength & Conditioning Coach
Daiton Pass	Trainee, Video & Information

FCL BRAVES [R]

Nestor Pérez	Manager
Tyler Dalton	Pitching Coach
Einar Diaz	Hitting Coach
Adam Wood	Hitting Coach
Ryan Casteel	Coach
Roman Quinn	Coach
Jefferson Romero	Coach
Toni Lee	Athletic Trainer
Matt Barnes	Athletic Trainer
Mike Wall	Strength & Conditioning Coach
Austin Camelo	Trainee, Video & Information

DSL BRAVES [R]

Maikol Gonzales	Manager
Andrew Cohen	Pitching Coach
Samuel Tavares	Assistant Pitching Coach
Carlos Telemaco	Hitting Coach
Leonardo Ferrini	Hitting Coach
Phil Caulfield	Coach
Leandro Mateo	Coach
Chaerin Yeom	Athletic Trainer
Alessandro Bertozzo	Assistant Athletic Trainer
Pedro Hernández	Strength & Conditioning Coach
Mario Anguizola	Assistant Strength & Conditioning Coach
Alejandro Román	Operator, Video & Technology
Cristian Mendoza	Assistant Operator, Video & Technology

ROVING STAFF

Kevin Hooper	Director, Player Development
Paul Davis	Director, Pitching Development
Doug Mansolino	Advisor, Player Development
Greg Walker	Hitting Instructor
JD Closser	Catching Coordinator
Bo Henning	Pitching Coordinator
Lance Carter	Rehab Pitching Coordinator
Chris Swauger	Minor League Field Coordinator
Eric Tucker	Minor League Performance Dietitian
Eric Hrycko	Minor League Medical Coordinator
Toby Williams	Assistant Minor League Medical Coordinator
Paul Howey	Strength & Conditioning Coach
Jordan Sidwell	Strength & Conditioning Coordinator
Ryan Meehan	Assistant Strength & Conditioning Coordinator
Johnny Passarelli	Minor League Physical Therapist
Jonathan Pabon	Assistant Minor League Physical Therapist
Jordan Small	Trainee, Strength & Conditioning
Sophie Capitanello	Trainee, Strength & Conditioning

INTERNATIONAL OPERATIONS

Lothar Schott	Mgr. - DR Administration & Operations
José Cochon	Administrative Assistant
Leandro Guzman	DR Academy Logistics Assistant
Alejandro Román	DSL Video & Technology Operator
Sarah de la Cruz	Lead Teacher



KEVIN HOOPER

DIRECTOR OF PLAYER DEVELOPMENT

- Kevin Hooper in 2025 serves his fourth season in the Braves farm system...He joined Atlanta in early 2022.
- He joined Atlanta from the San Diego club, where he served as an infield instructor and field coordinator over the course of six seasons from 2016-21.
- Hooper played professional baseball for nine seasons, appearing in the majors for Detroit in 2005 and '06. He also spent a season with the independent Wichita Wingnuts at the end of his career.
- He was drafted by the Florida Marlins in the eighth round of the 1999 MLB First-Year Player Draft.
- Hooper was inducted into Wichita State's hall of fame in 2005 after ranking highly in many career and season categories.
- In 233 career games as a Shocker, he hit .358 (310-for-866) with 58 doubles, 287 runs scored and 78 stolen bases.
- His single-season accomplishments at WSU include being named a first-team All-American (*College Baseball Insider*) in 1999 and a second-team All-American in 1998 and 1999 by the NCBWA.
- Hooper, 48, resides in Valley Center, Kan., with his wife, Lindsey...Has two daughters, Lucey and Laney.



PAUL DAVIS

DIRECTOR OF PITCHING DEVELOPMENT

- Paul Davis is in his sixth season in the Atlanta Braves organization, and his second as the director of pitching development.
- Davis spent his first two seasons in the organization as a pitching coordinator...He was hired in January of 2020.
- Prior to joining the Braves, he was the Seattle Mariners' pitching coach in 2019, his only season on a major league staff.
- Davis came to the Mariners after a six-year stint with the St. Louis Cardinals organization, where he began his professional coaching career.
- During his Cardinals tenure, he served in five different capacities...In his first year with the organization, 2013, he was rookie-advanced Johnson City's pitching coach...He returned to that role in 2014, but added the responsibilities of coordinator of pitching analytics.
- Davis was then the rehab pitching coach in 2015, before spending two seasons, 2016-17, as the assistant pitching coordinator.
- In his final year with St. Louis, Davis was the manager of pitching analytics, working to assist pitchers at all levels of the organization.
- Davis also has scouting experience...He spent time as a consultant for the Phillies scouting staff, and he worked with the Mets area scouts as a "bird-dog" scout.
- Before getting into professional baseball, he served as the head coach at Dana College in Blair, Neb., 1995-99, and for the Omaha Indians college summer team, 1998...In five seasons at Dana, Davis was twice named Nebraska-Iowa Athletic Conference Coach of the Year and led the Vikings to a school-record 32 wins and a conference championship in 1996.
- Off the field, he has taught college courses, including working as an adjunct professor in athletic coaching at the University of Nebraska, 2005-12, teaching psychology at Iowa Western Community College, 2005-11, and sports management at Nebraska Wesleyan University, 2007-09.
- Davis graduated from Osceola High School in Kissimmee, Fla. in 1981, where he played baseball for three seasons...He played collegiately at Valencia Community College in Orlando, Fla., 1982-83, and Creighton University, 1984-85.
- Davis, 59, and his wife, Martha, reside in Omaha, Neb... The couple has two sons, Nick and Jake.



DOUG MANSOLINO

ADVISOR, PLAYER DEVELOPMENT

- The 2025 season is Doug Mansolino's seventh in the Braves organization, and his fourth as advisor, player development.
- He spent the previous three seasons as Atlanta's field coordinator...He is in his 40th year coaching in professional baseball, 14 of which have come on major-league staffs...The Braves are his ninth organization.
- He was hired by Atlanta in October of 2018 after spending the previous 11 seasons with the Philadelphia Phillies, including the last five as field coordinator.
- Mansolino joined the Phillies in 2008 as the infield coordinator and also spent much of the season managing the Gulf Coast League Phillies (R) to the league championship.
- During his time with Philadelphia, he served a short stint with the major league club as interim bench coach in 2008, the year the Phillies won the World Series.
- In 2017, he was the recipient of the John Vukovich Award, which is presented annually to an instructor in the Phillies organization that embodies the characteristics of the award's namesake: loyalty, knowledge, dedication, competitiveness, honesty and a terrific work ethic.
- Prior to joining the Phillies, Mansolino spent three years, 2005-07, as the Houston Astros' third base coach under manager Phil Garner...In 2006, he was the third base coach for the National League All-Stars.
- Mansolino also worked under Garner with the Milwaukee Brewers, 1998-99, and the Detroit Tigers, 2000-02, in three different roles: first base coach, third base coach and bench coach.
- Between his major league stints with the Tigers and Astros, he spent two seasons, 2003-04, with the Pittsburgh Pirates as the roving infield instructor and defensive coordinator.
- Mansolino's first experience on a major-league staff came with the Chicago White Sox, over a five-year period, 1992-96, as first base coach, third base coach and infield instructor.
- He had nine total seasons in the White Sox organization, spending the first four in their minor-league system: field coordinator (1988), roving infield instructor (1989) and defensive coordinator (1990-91).
- Following his time with the White Sox, he managed one season, 1997, in the New York Mets farm system.
- Mansolino began his coaching career in the San Francisco Giants organization as a roving infield instructor and Triple-A coach, 1985-87.
- Mansolino also spent the 1989, 1990 and 1991 off-seasons as a special instructor for two of Korea's major-league clubs...In 1995, he managed Caribes de Oriente in the Venezuelan Winter League.
- During his experience on major league staffs, Mansolino instructed five Hall of Famers: Jeff Bagwell, Craig Biggio, Carlton Fisk, Tim Lincecum and Frank Thomas.
- He graduated from California State University at Long Beach with a bachelor of arts in physical education.
- Mansolino, 68, and his wife, Cindy, have three kids, Nick, Tony and Ariana, and reside in Tennessee...Tony is in his fifth season as the Baltimore Orioles' third base coach.



JD CLOSSER

CATCHING COORDINATOR

- JD Closser is in his sixth season as the Atlanta Braves' catching coordinator.
- Prior to joining the Braves, he was in the New York Yankees organization for six seasons, 2014-19, the last two of which he also served as the catching coordinator.
- In his first four seasons with New York, he was a minor-league coach...He served on Single-A Tampa's staff for his first two years before becoming Double-A Trenton's bullpen coach in 2016.
- Before his time with the Yankees, Closser spent two years working as a coach in the USA Baseball National Team development programs.
- The Indiana native played in parts of three major-league seasons, all with Colorado, 2004-06...In 160 games, he hit .239 (107-for-447) with 10 home runs and 48 RBI.
- Closser also played in the minor-league systems of Arizona, Oakland, Milwaukee, New York-AL, San Diego, Chicago-NL and Los Angeles-NL.
- He was selected by Arizona in the fifth round of the 1998 First-Year Player Draft out of Alexandria-Monroe High School in Alexandria, IN.
- Closser, 45, and his wife, Holley, reside in Garner, NC...The couple has three daughters, Isabelle, Callie Makenna and Maebry.




GREG WALKER
HITTING INSTRUCTOR

- The 2025 season marks Greg Walker's 14th in the Atlanta Braves organization, including his fourth as hitting instructor.
- He joined the organization in 2012 as the club's major-league hitting coach, a role he held for three seasons under skipper Fredi González.
- He then transitioned to the front office, serving as a special advisor to baseball operations for six seasons, 2015-20...In that role, he worked with minor league hitters for spring training and at minor league facilities throughout the season.
- Previous to his time with the Braves, Walker was the hitting coach for the Chicago White Sox for parts of nine seasons, 2003-11.
- Walker enjoyed a nine-year major-league career, playing all but 14 of 855 games with the White Sox, 1982-90...He finished his career with the Baltimore Orioles in 1990.
- He was the White Sox nominee for the Roberto Clemente Award in 1986 and received the Chicago Baseball Writers' "Good Guy" award in 1990.
- The Georgia native was originally drafted by the Philadelphia Phillies in 1977.
- Walker, 65, resides in Douglas, Ga. with his wife, Carmen...The couple has three daughters, Kaycee, Leigh Ann and Lauren.





2024 BRAVES MINOR LEAGUE AWARD WINNERS




2024 HANK AARON AWARD

NACHO ALVAREZ JR. – MISSISSIPPI BRAVES / GWINNETT STRIPERS / ATLANTA BRAVES

The Hank Aaron Award is presented annually to the top offensive performer in the Braves' minor league system.

2023	Drake Baldwin, Mississippi/Gwinnett
2022	Vaughn Grissom, Rome/Mississippi/Atlanta
2021	Shea Langeliers, Mississippi/Gwinnett
2019	Trey Harris, Rome/Florida/Mississippi
2018	Austin Riley, Mississippi/Gwinnett
2017	Ronald Acuna Jr., Florida/Mississippi/Gwinnett
2016	Dustin Peterson, Mississippi
2015	Mallex Smith, Mississippi/Gwinnett

2014	Kyle Kubitz, Mississippi
2013	Josh Elander, Rome/Lynchburg
2012	Todd Cunningham, Mississippi
2011	Joey Terdoslavich, Lynchburg
2010	Freddie Freeman, Gwinnett
2009	Jason Heyward, Myrtle Beach/Mississippi/Gwinnett
2008	Freddie Freeman, Rome
2007	Jordan Schafer, Myrtle Beach/Rome



2024 PHIL NIEKRO AWARD

LUCAS BRAUN – ROME EMPERORS / MISSISSIPPI BRAVES

The Phil Niekro Award is presented annually to the top pitcher in the Braves' minor league organization.

2023	Owen Murphy, Augusta/Rome
2022	Jared Shuster, Mississippi/Gwinnett
2021	Bryce Elder, Rome/Mississippi/Gwinnett
2019	Ian Anderson, Mississippi/Gwinnett
2018	Touki Toussaint, Mississippi/Gwinnett
2017	Mike Soroka, Mississippi
2016	Patrick Weigel, Rome/Mississippi
2015	Tyrell Jenkins, Mississippi/Gwinnett

2014	Williams Pérez, Mississippi
2013	Lucas Sims, Rome
2012	J.R. Graham, Lynchburg/Mississippi
2011	Julio Teheran, Gwinnett/Atlanta
2010	Julio Teheran, Rome/Myrtle Beach/Mississippi
2009	Craig Kimbrel, Rome/Myrtle Beach/Mis./Gwinnett
2008	Tommy Hanson, Myrtle Beach/Mississippi
2007	Jo-Jo Reyes, Atlanta/Mississippi/Richmond



2024 BILL LUCAS AWARD

JOHN GIL – FCL BRAVES / AUGUSTA GREENJACKETS

The Bill Lucas Award is presented annually to the organization's minor league player that best represents the Braves both on and off the field.

2023	David McCabe, Rome
2022	Tyler Tolve, Rome
2021	Joey Estes, Augusta
2019	Thomas Burrows, Mississippi/Gwinnett
2018	Hayden Deal, Rome
2017	Touki Toussaint, Florida/Mississippi
2016	Mike Soroka, Rome
2015	Barrett Kleinke, Mississippi/Gwinnett

2014	Braeden Schlehuber, Mississippi
2013	Todd Cunningham, Gwinnett/Atlanta
2012	Ernesto Mejia, Gwinnett
2011	Cory Gearrin, Gwinnett/Atlanta
2010	J.C. Boscan, Mississippi
2009	Greg Creek, Mississippi
2008	Matt Young, Mississippi
2007	Wes Timmons, Richmond



2024 BOBBY COX AWARD

CODY GABELLA – ROME BRAVES

The Bobby Cox Award is presented to the individual that best represents the top performance, by a coach or staff member, throughout Atlanta's minor league system.

2023	Angel Piva - Rome Braves
2022	Tyler Enns, Mississippi
2021	Nestor Pérez Jr., FCL/Mississippi
2019	Matt Tuiasosopo, Rome
2018	Chris Maloney, Mississippi
2017	Ralph "Rocket" Wheeler, Florida
2016	Randy Ingle, Rome
2015	Brian Snitker, Gwinnett

2014	Randy Ingle, Danville
2013	Aaron Holbert, Mississippi
2012	Luis Salazar, Lynchburg
2011	Randy Ingle, Danville
2010	José Tartabull, GCL Braves
2009	Paul Runge, Danville
2008	Phillip Wellman, Mississippi
2007	Dave Brundage, Richmond

2024 MINOR LEAGUE STANDINGS

Club	League	Division	Manager	W-L	GA/GB	Finish
Gwinnett	International	West	Kanekoa Texeira	72-78	-18.0	6th
Mississippi	Southern	South	Angel Flores	63-73	-16.5	4th
Rome	South Atlantic	South	Cody Gabella	64-64	-10.5	2nd
Augusta	Carolina	South	Wynston Sawyer	49-80	-20.0	6th
Braves	FL Complex	South	Nestor Pérez Jr.	20-39	-16.0	6th
Braves	Dominican SL	North	Maikol Gonzales	15-37	-25.0	8th
Totals				283-371	.433	

GWINNETT STRIPERS (AAA)

72-78 (6TH, INTERNATIONAL LEAGUE WEST DIVISION)



Coolray Field (10,427)
2500 Buford Drive, Lawrenceville, GA 30043
678.277.0300 (Main) - 678.277.0351 (Press Box)
milb.com/gwinnett

Erin McCormick..... General Manager
Dave Lezotte..... Senior Manager, PR & Broadcasting

FIELD STAFF

Kanekoa Teixeira..... Manager
Wes McGuire..... Pitching Coach
Craig Bjornson..... Bullpen Coach
Dan DeMent..... Hitting Coach
Wigberto Nevarez..... Coach
Greg Harrel..... Athletic Trainer
Tyler Moos..... Athletic Trainer
Tyler Enns..... Strength & Conditioning Coach



COLUMBUS CLINGSTONES (AA)

63-73 (4TH, SOUTHERN LEAGUE SOUTH DIVISION)
AS MISSISSIPPI BRAVES



Synovus Park (8,480)
100 4th Street, Columbus, GA 31901
706.268.9594
milb.com/columbus-clingstones

Pete Laven..... General Manager
Amy Cecil..... Media Contact

FIELD STAFF

Cody Gabella..... Manager
Mike Steed..... Pitching Coach
Grant Kay..... Hitting Coach
Francisco Díaz..... Coach
Jesús Aviles..... Athletic Trainer
Kyle Hegedus..... Strength & Conditioning Coach



Rome Emperors (A+)

64-64, (2ND, S. ATLANTIC LEAGUE S. DIVISION)


State Mutual Stadium (5,105)
755 Braves Boulevard, Rome, GA 30161
706.378.5100 (Main) - 706.378.5132 (Press Box)
milb.com/rome

David Lane General Manager
Gavin Booker..... Media Contact



FIELD STAFF

Angel Flores.....Manager
Horacio Ramírez.....Pitching Coach
Connor Justus.....Hitting Coach
Bobby MooreCoach
Tom Adams.....Athletic Trainer
Julian Rip.....Strength & Conditioning Coach



Augusta GreenJackets (A)

49-80, (6TH, CAROLINA LEAGUE SOUTH DIVISION)


SRP Park (4,782)
187 Railroad Avenue, North Augusta, SC 29841
803.349.9467 (Main) - 803.349.9431 (Press Box)
milb.com/augusta

Jeff Eisenman.....President
Brandon Greene..... General Manager



FIELD STAFF

Wynston Sawyer.....Manager
Elvin NinaPitching Coach
Garrett Wilkinson.....Hitting Coach
Ruben GotayHitting Coach
Brad Stoll.....Coach
Dan Gaertner.....Athletic Trainer
Jake WynnStrength & Conditioning Coach



MINOR LEAGUE PLAYERS

[AS OF 1/22/2025]

ABEYTA, BLAINE

RIGHT-HANDED PITCHER

Bats: R

Throws: R

Height: 6-3

Weight: 225

Born: 9/4/98 in Martinez, CA

Resides: Lutz, FL

School: University of Nevada - Reno

Obtained: Selected by the Braves from New York (AL) in the 2024 Rule 5 Draft.

Year	Club	W-L	ERA	G	GS	CG	SHO	SV	IP	H	R	ER	HR	HB	BB	SO	WP	BK
2021	FCL Yankees	0-0	6.00	3	3	0	0	0	9.0	8	7	6	1	2	3	12	1	1
	Tampa	5-3	5.24	14	7	0	0	0	46.1	35	30	27	3	4	32	59	7	0
2022	Hudson Valley	5-8	4.47	23	20	0	0	0	104.2	105	58	52	6	13	52	88	4	2
2023	Somerset	8-8	5.67	25	23	1	1	0	127.0	130	83	80	18	13	51	126	2	4
2024	Hudson Valley	3-2	2.23	14	7	0	0	0	44.1	38	18	11	3	5	5	32	2	1
	Somerset	3-6	6.75	13	13	0	0	0	66.2	82	61	50	16	2	17	53	3	1
Minor Totals		24-27	5.11	92	73	1	1	0	398.0	398	257	226	47	39	160	370	19	9

ABREU, CRISTOBAL

RIGHT-HANDED PITCHER

Bats: R

Throws: R

Height: 6-1

Weight: 165

Born: 2/2/06 in Santo Domingo, DR

Resides: Santo Domingo, DR

Obtained: Signed by the Braves as an international free agent on January 15, 2023

Year	Club	W-L	ERA	G	GS	CG	SHO	SV	IP	H	R	ER	HR	HB	BB	SO	WP	BK
2023	DSL Braves	4-2	5.60	11	2	0	0	0	27.1	29	18	17	0	4	14	20	8	0
2024	FCL Braves	0-1	11.88	3	1	0	0	0	8.1	14	15	11	2	0	6	3	1	0
Minor Totals		4-3	7.07	14	3	0	0	0	35.2	43	33	28	2	4	20	23	9	0

ALMONTE, WILMER

RIGHT-HANDED PITCHER

Bats: R

Throws: R

Height: 6-1

Weight: 180

Born: 12/5/2007 in Santiago, DR

Resides: Santiago, DR

Obtained: Signed by the Braves as an international free agent on January 15, 2025

Year	Club	W-L	ERA	G	GS	CG	SHO	SV	IP	H	R	ER	HR	HB	BB	SO	WP	BK
2025 will be first professional season																		

ANTONIO, RAYVEN

RIGHT-HANDED PITCHER

Bats: R

Throws: R

Height: 6-1

Weight: 190

Born: 3/2/2006 in San Andres, Colombia

Resides: San Andres, Colombia

Obtained: Signed by the Braves as an international free agent on March 30, 2023

Year	Club	W-L	ERA	G	GS	CG	SHO	SV	IP	H	R	ER	HR	HB	BB	SO	WP	BK
2023	Braves	3-0	1.16	10	2	0	0	1	31.0	19	6	4	1	0	10	22	3	0
2024	Braves	1-1	4.33	11	2	0	0	1	27.0	28	15	13	0	3	7	17	0	3
	Augusta	0-1	3.66	5	4	0	0	1	19.2	21	9	8	0	1	12	14	2	0
Minor Totals		4-2	2.90	26	8	0	0	3	77.2	68	30	25	1	4	29	53	5	3

AREINAMO, DIEGO

RIGHT-HANDED PITCHER

Bats: R

Throws: R

Height: 6-3

Weight: 180

Born: 3/7/2008 in Bella Vista, VZ

Resides: Maracay, VZ

Obtained: Signed by the Braves as an international free agent on January 15, 2025

Year	Club	W-L	ERA	G	GS	CG	SHO	SV	IP	H	R	ER	HR	HB	BB	SO	WP	BK
2025 will be first professional season																		

ARESTIGUETA, LUIS

RIGHT-HANDED PITCHER

Bats: R

Throws: R

Height: 6-3

Weight: 175

Born: 10/14/05 in Acevedo, VZ

Resides: Miranda, VZ

Obtained: Signed by the Braves as a non-drafted free agent on January 15, 2023

Year	Club	W-L	ERA	G	GS	CG	SHO	SV	IP	H	R	ER	HR	HB	BB	SO	WP	BK
2023	DSL Braves	2-2	3.48	11	8	0	0	0	33.2	25	20	13	1	3	17	25	5	0
2024	FCL Braves	2-3	5.10	12	8	0	0	0	42.1	46	26	24	2	4	22	42	5	4
	Augusta	0-1	3.50	4	3	0	0	0	18.0	13	8	7	2	3	8	17	2	0
Minor Totals		4-6	4.21	27	19	0	0	0	94.0	84	54	44	5	10	47	84	12	4

ARROYO, CARLOS INFIELDER**Bats:** R**Throws:** R**Height:** 5-9**Weight:** 155**Born:** 7/11/01 in Cartagena, Colombia**Resides:** Cartagena, Colombia**Obtained:** Signed by the Braves as a minor league free agent on January 21, 2024

Year	Club	AVG	G	AB	R	H	2B	3B	HR	RBI	SH	SF	HP	BB	SO	SB-CS	OBP	SLG	E
2018	FCL Pirates 1	.294	58	180	35	53	2	0	1	20	4	5	8	33	27	15-4	.416	.322	12
2019	FCL Pirates 2	.303	44	162	38	49	11	1	1	29	2	4	5	10	10	16-7	.354	.401	5
2021	FCL Marlins	.167	8	18	4	3	0	0	0	3	0	0	1	3	2	1-0	.318	.167	1
2022										Did not play									
2023										Did not play									
2024	Rome	.180	61	183	19	33	7	0	2	13	0	1	8	17	61	8-4	.278	.251	
Minor Totals		.254	171	543	96	138	20	1	4	65	6	10	22	63	100	40-15	.350	.317	

AUSTIN, ZACK RIGHT-HANDED PITCHER**Bats:** R**Throws:** R**Height:** 6-2**Weight:** 195**Born:** 7/17/01 in Langhorne, PA**Resides:** Holland, PA**School:** University of Central Florida**Obtained:** Signed by the Braves as a non-drafted free agent on July 18, 2023

Year	Club	W-L	ERA	G	GS	CG	SHO	SV	IP	H	R	ER	HR	HB	BB	SO	WP	BK
2023	FCL Braves	0-1	0.00	1	0	0	0	0	1.0	1	1	0	0	0	0	2	0	1
	Augusta	0-0	2.19	9	0	0	0	1	12.1	6	4	3	0	2	10	17	3	1
2024	FCL Braves	1-3	7.11	9	0	0	0	2	12.2	13	17	10	0	3	13	11	4	0
	Augusta	0-0	8.31	12	0	0	0	1	17.1	18	19	16	0	6	31	20	10	0
Minor Totals		1-4	6.02	31	0	0	0	4	43.1	38	41	29	0	11	54	50	17	2

BAEZ, MARIO INFIELDER**Bats:** R**Throws:** R**Height:** 5-9**Weight:** 175**Born:** 8/25/06 in Higüey, DR**Resides:** Higüey, DR**Obtained:** Signed by the Braves as a non-drafted free agent on January 15, 2023

Year	Club	AVG	G	AB	R	H	2B	3B	HR	RBI	SH	SF	HP	BB	SO	SB-CS	OBP	SLG	E
2023	DSL Braves	.311	47	180	36	56	7	2	3	31	0	1	5	20	25	24-5	.393	.422	14
2024	FCL Braves	.202	51	173	20	35	5	1	0	20	1	1	2	15	36	16-2	.272	.243	
Minor Totals		.258	98	353	56	91	12	3	3	51	1	2	7	35	61	40-7	.335	.334	

BAGWELL, ETHAN RIGHT-HANDED PITCHER**Bats:** R**Throws:** R**Height:** 6-4**Weight:** 230**Born:** 2/24/2006 in Maryville, IL**Resides:** Maryville, IL**School:** Collinsville HS (IL)**Obtained:** Drafted by the Braves in the sixth round (191st overall) of the 2024 First-Year Player Draft.

Year	Club	W-L	ERA	G	GS	CG	SHO	SV	IP	H	R	ER	HR	HB	BB	SO	WP	BK
2024	Augusta	0-0	6.75	1	1	0	0	0	2.2	4	2	2	0	0	1	3	1	0

BALDWIN, DRAKE CATCHER**Bats:** L**Throws:** R**Height:** 6-1**Weight:** 215**Born:** 3/28/02 in Madison, WI**Resides:** Madison, WI**School:** Missouri State**Obtained:** Selected by the Braves in the third round of the 2022 First-Year Player Draft

Year	Club	AVG	G	AB	R	H	2B	3B	HR	RBI	SH	SF	HP	BB	SO	SB-CS	OBP	SLG	E
2022	FCL Braves	.375	3	8	2	3	2	0	0	3	0	1	0	1	3	0-0	.400	.625	2
	Augusta	.247	21	81	13	20	3	0	0	6	0	0	2	18	22	1-0	.396	.284	0
2023	Rome	.260	92	335	57	87	25	1	14	54	0	1	8	61	84	0-0	.385	.466	7
	Mississippi	.321	14	53	4	17	1	0	1	5	0	0	0	6	11	0-0	.390	.396	0
	Gwinnett	.333	3	12	2	4	0	0	1	2	0	0	0	0	3	0-0	.333	.583	0
2024	Mississippi	.244	52	193	18	47	6	0	4	33	0	3	1	20	41	1-1	.313	.337	
	Gwinnett	.298	72	275	40	82	13	1	12	55	0	5	2	52	54	1-0	.407	.484	
Minor Totals		.272	257	957	136	260	50	2	32	158	0	10	13	158	218	3-1	.379	.428	

BAUMANN, GARRETT RIGHT-HANDED PITCHER

Bats: L **Throws:** R **Height:** 6-8 **Weight:** 245
Born: 8/15/04 in Oviedo, FL **Resides:** Oviedo, FL
School: Hagerty HS (FL)
Obtained: Selected by the Braves in the fourth round of the 2023 First-Year Player Draft

Year	Club	W-L	ERA	G	GS	CG	SHO	SV	IP	H	R	ER	HR	HB	BB	SO	WP	BK
2023	Augusta	0-0	4.50	1	1	0	0	0	2.0	1	1	1	0	0	2	1	0	0
2024	Augusta	6-5	3.42	19	18	0	0	0	92.0	85	43	35	3	5	23	84	6	0
	Rome	1-0	0.00	1	1	0	0	0	7.0	4	0	0	0	1	0	5	0	0
Minor Totals		7-5	3.21	21	20	0	0	0	101.0	90	44	36	3	6	25	90	6	0

BELTRAN, JEIKI RIGHT-HANDED PITCHER

Bats: R **Throws:** R **Height:** 5-11 **Weight:** 170
Born: 10/11/03 in Santo Domingo, DR **Resides:** Santo Domingo, DR
Obtained: Signed by the Braves as a non-drafted free agent on July 3, 2023

Year	Club	W-L	ERA	G	GS	CG	SHO	SV	IP	H	R	ER	HR	HB	BB	SO	WP	BK
2023	DSL Braves	0-2	9.82	10	0	0	0	1	14.2	12	17	16	1	2	12	8	2	3
2024	DSL Braves	1-3	6.53	12	1	0	0	0	20.2	16	18	15	1	5	21	26	4	2
Minor Totals		1-5	7.90	22	1	0	0	1	35.1	28	35	31	2	7	33	34	6	5

BENITEZ, DIEGO INFILDER

Bats: R **Throws:** R **Height:** 6-1 **Weight:** 180
Born: 11/19/04 in Barquisimeto, VZ **Resides:** Maracaibo, VZ
Obtained: Signed by the Braves as a non-drafted free agent on January 15, 2022

Year	Club	AVG	G	AB	R	H	2B	3B	HR	RBI	SH	SF	HP	BB	SO	SB-CS	OBP	SLG	E
2022	DSL Braves	.196	43	138	25	27	6	0	2	27	0	5	10	29	37	3-2	.363	.283	17
2023	FCL Braves	.261	46	176	22	46	11	2	2	19	0	1	2	17	44	3-3	.332	.392	14
2024	FCL Braves	.165	27	85	12	14	1	0	2	11	0	0	0	13	24	1-0	.276	.247	
	Augusta	.137	37	131	13	18	2	1	2	10	0	0	2	14	54	3-0	.231	.214	
Minor Totals		.198	154	530	72	105	20	4	8	67	0	6	14	73	159	10-5	.308	.296	

BETANCOURT, YOELVIS CATCHER

Bats: R **Throws:** R **Height:** 5-10 **Weight:** 180
Born: 5/16/2008 in Bolivar, VZ **Resides:** Bolivar, VZ
Obtained: Signed by the Braves as an international free agent on January 17, 2025.

Year	Club	AVG	G	AB	R	H	2B	3B	HR	RBI	SH	SF	HP	BB	SO	SB-CS	OBP	SLG	E
2025 will be first professional season																			

BOURASSA, RYAN RIGHT-HANDED PITCHER

Bats: R **Throws:** R **Height:** 6-1 **Weight:** 230
Born: 12/18/99 in Shakopee, MN **Resides:** West Fargo, ND
School: South Dakota State
Obtained: Signed by the Braves as a non-drafted free agent on July 11, 2023

Year	Club	W-L	ERA	G	GS	CG	SHO	SV	IP	H	R	ER	HR	HB	BB	SO	WP	BK
2023	FCL Braves	2-0	1.80	5	0	0	0	0	5.0	1	2	1	0	0	4	7	4	0
2024	FCL Braves	0-0	0.00	1	0	0	0	0	0.2	0	0	0	0	1	2	1	0	0
	Rome	2-2	2.79	25	0	0	0	6	29.0	15	12	9	4	0	11	45	5	1
	Mississippi	0-1	9.00	5	0	0	0	0	5.0	6	5	5	2	0	6	5	2	0
Minor Totals		4-3	3.40	36	0	0	0	6	39.2	22	19	15	6	1	23	58	11	1

BRAUN, LUCAS RIGHT-HANDED PITCHER

Bats: R **Throws:** R **Height:** 6-1 **Weight:** 195
Born: 8/26/01 in Santa Monica, CA **Resides:** Los Angeles, CA
School: California State – Northridge
Obtained: Selected by the Braves in the sixth round of the 2023 First-Year Player draft.

Year	Club	W-L	ERA	G	GS	CG	SHO	SV	IP	H	R	ER	HR	HB	BB	SO	WP	BK
2023	Augusta	0-2	1.04	4	4	0	0	0	17.1	14	3	2	0	0	2	19	0	0
	Rome	0-0	5.59	2	2	0	0	0	9.2	8	6	6	2	0	3	13	0	0
2024	Rome	4-2	4.34	12	11	0	0	0	64.1	63	34	31	6	5	16	75	3	0
	Mississippi	5-2	2.38	13	13	1	0	0	79.1	59	22	21	5	0	26	87	0	0
Minor Totals		9-6	3.16	31	30	1	0	0	170.2	144	65	60	13	5	47	194	3	0

BUNNELL, CADE INFILDER

Bats: L

Throws: R

Height: 6-0

Weight: 190

Born: 5/14/97 in Stoughton, WI

Resides: Stoughton, WI

School: Indiana University

Obtained: Selected by the Braves in the 40th round of the 2019 First-Year Player Draft

Signed By: Kevin Barry

Year	Club	AVG	G	AB	R	H	2B	3B	HR	RBI	SH	SF	HP	BB	SO	SB-CS	OBP	SLG	E
2019	GCL Braves	.141	26	64	17	9	1	0	1	4	1	1	1	25	27	0-0	.385	.203	4
2021	Augusta	.216	113	393	78	85	26	4	17	50	0	1	3	91	172	13-2	.367	.433	18
2022	Rome	.185	71	222	36	41	6	1	7	24	0	3	4	56	108	3-0	.354	.315	4
	Mississippi	.301	43	146	24	44	11	2	8	32	0	1	0	31	58	0-1	.421	.569	6
2023	Mississippi	.201	113	399	46	80	17	1	16	50	0	2	4	62	179	7-2	.313	.368	13
2024	Mississippi	.155	73	200	17	31	12	0	1	10	0	1	0	46	97	1-2	.312	.230	
Minor Totals		.204	439	1424	218	290	73	8	50	170	1	9	12	311	641	24-7	.349	.372	

BURKHALTER, BLAKE RIGHT-HANDED PITCHER

Bats: R

Throws: R

Height: 6-0

Weight: 215

Born: 9/19/00 in Tuscaloosa, AL

Resides: Dothan, AL

School: Auburn (AL)

Obtained: Selected by the Braves in the second round of the 2022 First-Year Player Draft

Year	Club	W-L	ERA	G	GS	CG	SHO	SV	IP	H	R	ER	HR	HB	BB	SO	WP	BK
2022	FCL Braves	0-0	54.00	1	0	0	0	0	0.1	3	2	2	0	0	1	0	2	0
	Augusta	1-0	0.00	2	1	0	0	0	4.1	1	0	0	0	0	0	7	0	0
2023	Did not pitch in 2023 (recovery from Tommy John surgery)																	
2024	FCL Braves	0-1	11.57	2	2	0	0	0	2.1	3	3	3	0	0	2	6	0	0
	Rome	3-3	2.71	14	14	1	1	0	69.2	66	23	21	3	2	16	63	3	0
Minor Totals		4-4	3.05	19	17	1	1	0	76.2	73	28	26	3	2	19	76	5	0

CAMINITI, CAM LEFT-HANDED PITCHER

Bats: L

Throws: L

Height: 6-2

Weight: 195

Born: 8/8/2006 in Scottsdale, AZ

Resides: Bonita Springs, FL

School: Saguaro HS (AZ)

Obtained: Drafted by the Braves in the first round (24th overall) of the 2024 First-Year Player Draft.

Year	Club	W-L	ERA	G	GS	CG	SHO	SV	IP	H	R	ER	HR	HB	BB	SO	WP	BK
2024	Augusta	0-1	3.00	1	1	0	0	0	3.0	3	1	1	0	0	0	4	1	0

CAMPOS, ELIO OUTFIELDER

Bats: R

Throws: R

Height: 5-9

Weight: 157

Born: 1/2/2004 in Valencia, VZ

Resides: San Diego, VZ

Obtained: Acquired by Atlanta from Los Angeles (NL) in exchange for cash considerations on May 31, 2024.

Year	Club	AVG	G	AB	R	H	2B	3B	HR	RBI	SH	SF	HP	BB	SO	SB-CS	OBP	SLG	E
2021	DSL Dodgers	.266	39	128	21	34	1	1	0	15	1	1	3	14	19	11-6	.349	.289	
2022	DSL Dodgers	.390	16	41	13	16	3	0	0	6	0	0	0	8	1	4-0	.490	.463	
2023	DSL Dodgers	.321	51	156	41	50	3	1	0	30	1	2	3	29	18	19-3	.432	.353	
2024	DSL Braves	.247	47	154	27	38	3	0	1	13	1	1	2	20	27	14-7	.339	.286	
Minor Totals		.288	153	479	102	138	10	2	1	64	3	4	8	71	65	48-16	.386	.324	

CAMPOS, MANUEL INFILDER

Bats: S

Throws: R

Height: 5-11

Weight: 150

Born: 11/7/2007 in Porlamar, VZ

Resides: Porlamar, VZ

Obtained: Signed by the Braves as an international free agent on January 15, 2025.

Year	Club	AVG	G	AB	R	H	2B	3B	HR	RBI	SH	SF	HP	BB	SO	SB-CS	OBP	SLG	E
2025 will be first professional season																			

CAREY, OWEN OUTFIELDER

Bats: L				Throws: L				Height: 6-0				Weight: 185							
Born: 7/22/2006 in Manchester, NH								Resides: Londonderry, NH											
School: Londonderry HS (NH)																			
Obtained: Drafted by the Braves in the 15th round (461st overall) of the 2024 First-Year Player Draft.																			
Year	Club	AVG	G	AB	R	H	2B	3B	HR	RBI	SH	SF	HP	BB	SO	SB-CS	OBP	SLG	E
2025 will be first professional season																			

CARMONA, ANGEL INFIELDER

Bats: R		Throws: R		Height: 6-2		Weight: 195													
Born: 10/27/2007 in Caracas, VZ				Resides: Caracas, VZ															
Obtained: Signed by the Braves as an international free agent on 10/27/2007																			
Year	Club	AVG	G	AB	R	H	2B	3B	HR	RBI	SH	SF	HP	BB	SO	SB-CS	OBP	SLG	E
2025 will be first professional season																			

CARMONA, KELVIN RIGHT-HANDED PITCHER

Bats: R		Throws: R		Height: 6-1		Weight: 170												
Born: 8/20/06 in Bani, DR				Resides: Bani, DR														
Obtained: Signed by the Braves as a non-drafted free agent on January 15, 2023																		
Year	Club	W-L	ERA	G	GS	CG	SHO	SV	IP	H	R	ER	HR	HB	BB	SO	WP	BK
2023	DSL Braves	0-1	9.15	14	0	0	0	0	19.2	23	22	20	2	5	23	11	6	1
2024	DSL Braves	2-2	6.11	14	0	0	0	0	17.2	10	13	12	0	2	20	18	9	0
Minor Totals		2-3	7.71	28	0	0	0	0	37.1	33	35	32	2	7	43	29	15	1

CEDANO, EDWARD RIGHT-HANDED PITCHER

Bats: R		Throws: R		Height: 6-1		Weight: 165												
Born: 11/14/05 in La Romana, DR				Resides: La Romana, DR														
Obtained: Signed by the Braves as a non-drafted free agent on January 15, 2023																		
Year	Club	W-L	ERA	G	GS	CG	SHO	SV	IP	H	R	ER	HR	HB	BB	SO	WP	BK
2023	DSL Braves	1-2	7.59	10	6	0	0	0	21.1	17	22	18	0	4	29	12	9	0
2024	DSL Braves	1-3	4.88	9	7	0	0	0	27.2	15	17	15	0	2	30	30	12	1
Minor Totals		2-5	6.06	19	13	0	0	0	49.0	32	39	33	0	6	59	42	21	1

CESA, GABRIEL OUTFIELDER

Bats: R		Throws: R				Height: 5-10				Weight: 166									
Born: 9/5/2006 in Santo Domingo, DR						Resides: Santo Domingo, DR													
Obtained: Signed by the Braves as an international free agent on January 15, 2024.																			
Year	Club	AVG	G	AB	R	H	2B	3B	HR	RBI	SH	SF	HP	BB	SO	SB-CS	OBP	SLG	E
2024	Braves	.164	43	128	14	21	3	0	0	18	0	1	3	20	45	12-5	.290	.188	

CLARNO, NICK CATCHER

Bats: R		Throws: R		Height: 6-0		Weight: 200													
Born: 6/25/98 Atlanta, GA		Resides: Grayson, GA																	
School: Lenoir-Rhyne (NC)																			
Obtained: Signed by the Braves as a non-drafted free agent on July 20, 2022																			
Year	Club	AVG	G	AB	R	H	2B	3B	HR	RBI	SH	SF	HP	BB	SO	SB-CS	OBP	SLG	E
2022	FCL Braves	.000	1	1	0	0	0	0	0	0	0	0	0	1	1	0-0	.500	.000	0
	Rome	.313	5	16	2	5	3	0	0	2	0	0	0	3	3	0-0	.421	.500	1
2023	Augusta	.149	66	208	25	31	7	0	4	18	0	1	6	34	74	4-3	.285	.240	12
	Mississippi	.000	3	10	0	0	0	0	0	0	0	0	0	0	4	0-0	.000	.000	3
2024	Rome	.185	33	108	14	20	2	0	2	11	0	0	2	17	34	4-0	.307	.259	
Minor Totals		.163	108	343	41	56	12	0	6	31	0	1	8	55	116	8-3	.292	.251	

CLOHISY, PATRICK *OUTFIELDER*

Bats: L **Throws:** L **Height:** 5-10 **Weight:** 195
Born: 12/06/2001 in St. Louis, MO **Resides:** St. Louis, MO
School: St. Louis University (MO)
Obtained: Drafted by the Braves in the 11th round (341st overall) of the 2024 First-Year Player Draft.

Year	Club	AVG	G	AB	R	H	2B	3B	HR	RBI	SH	SF	HP	BB	SO	SB-CS	OBP	SLG	E
2024	Augusta	.256	22	78	7	20	7	0	0	8	0	1	0	9	17	3-0	.330	.346	
	Rome	.125	4	16	2	2	0	0	0	2	0	0	0	3	9	1-0	.263	.125	
Minor Totals		.234	26	94	9	22	7	0	0	10	0	1	0	12	26	4-0	.318	.309	

COMPTON, DREW *INFILDER*

Bats: R **Throws:** R **Height:** 6-2 **Weight:** 215
Born: 3/25/01 in Summit, NJ **Resides:** Berkeley Heights, NJ
School: Georgia Tech
Obtained: Signed by the Braves as a non-drafted free agent on July 12, 2023

Year	Club	AVG	G	AB	R	H	2B	3B	HR	RBI	SH	SF	HP	BB	SO	SB-CS	OBP	SLG	E
2023	FCL Braves	.263	6	19	3	5	2	0	2	5	0	0	0	1	6	0-0	.300	.684	1
	Augusta	.243	31	111	18	27	6	1	1	16	0	1	1	17	27	1-0	.346	.342	2
2024	Augusta	.295	43	149	17	44	11	0	3	26	0	2	3	26	33	5-1	.406	.430	
	Rome	.285	67	242	26	69	14	0	5	36	0	1	7	34	47	1-0	.387	.405	
Minor Totals		.278	147	521	64	145	33	1	11	83	0	4	11	78	113	7-1	.381	.409	

CONLEY, CAL *INFILDER*

Bats: S **Throws:** R **Height:** 5-11 **Weight:** 180
Born: 7/17/99 in Orlando, FL **Resides:** Loveland, OH
School: Texas Tech
Obtained: Selected by the Braves in the fourth round of the 2021 First-year Player Draft

Year	Club	AVG	G	AB	R	H	2B	3B	HR	RBI	SH	SF	HP	BB	SO	SB-CS	OBP	SLG	E
2021	Augusta	.214	35	140	21	30	5	1	2	9	0	2	5	14	33	8-3	.304	.307	8
2022	Augusta	.246	75	309	62	76	10	6	10	40	4	6	5	25	59	23-7	.307	.414	15
	Rome	.260	44	177	32	46	10	1	6	25	0	1	2	19	50	13-1	.337	.429	9
2023	Mississippi	.219	135	535	67	117	21	3	3	24	2	1	8	53	133	32-13	.298	.286	24
2024	Mississippi	.242	126	462	54	112	21	1	3	35	4	5	1	43	91	42-10	.305	.312	
Minor Totals		.235	415	1623	236	381	67	12	24	133	10	15	21	154	366	118-34	.307	.335	

CORDERO, CARLOS *INFILDER*

Bats: S **Throws:** R **Height:** 6-0 **Weight:** 170
Born: 9/11/05 in San Pedro de Macoris, DR **Resides:** San Pedro de Macoris, DR
Obtained: Signed by the Braves as a non-drafted free agent on January 15, 2023

Year	Club	AVG	G	AB	R	H	2B	3B	HR	RBI	SH	SF	HP	BB	SO	SB-CS	OBP	SLG	E
2023	DSL Braves	.230	41	126	13	29	3	1	1	15	0	1	2	21	31	2-0	.347	.294	11
2024	FCL Braves	.170	18	47	3	8	0	1	0	5	0	0	1	3	13	1-1	.235	.213	
Minor Totals		.214	59	173	16	37	3	2	1	20	0	1	3	24	44	3-1	.318	.272	

CORONA, REIBYN *RIGHT-HANDED PITCHER*

Bats: R **Throws:** R **Height:** 5-11 **Weight:** 175
Born: 11/13/01 in Cotui, Dominican Republic **Resides:** Santiago, Dominican Republic
Obtained: Signed by the Braves as a non-drafted free agent on March 15, 2019

Year	Club	W-L	ERA	G	GS	CG	SHO	SV	IP	H	R	ER	HR	HB	BB	SO	WP	BK
2019	DSL Braves	3-3	5.19	14	9	0	0	0	43.1	42	27	25	4	4	18	29	6	0
2021	FCL Braves	1-4	4.66	12	8	0	0	0	38.2	35	26	20	4	6	18	43	3	2
Did Not Play																		
2023	FCL Braves	0-1	4.05	11	10	0	0	0	20.0	19	9	9	2	2	10	14	2	1
2024	Augusta	4-5	6.12	28	0	0	0	4	42.2	51	37	29	6	7	22	45	6	0
	Rome	0-0	16.20	1	0	0	0	0	1.2	3	3	3	0	0	3	2	1	0
Minor Totals		8-13	5.29	66	27	0	0	4	146.1	150	102	86	16	19	71	133	18	3

CORREA, YOEL RIGHT-HANDED PITCHER

Bats: R Throws: R Height: 6-3 Weight: 205
Born: 11/23/2001 in San Cristobal, DR Resides: Santo Domingo, DR
Obtained: Signed by the Braves as an international free agent on August 27, 2024.

Year	Club	W-L	ERA	G	GS	CG	SHO	SV	IP	H	R	ER	HR	HB	BB	SO	WP	BK
2025 will be first professional season																		

COVA, JESÚS RIGHT-HANDED PITCHER

Bats: R Throws: R Height: 6-0 Weight: 187
Born: 10/09/2007 in Valencia, VZ Resides: Valencia, VZ
Obtained: Signed by the Braves as an international free agent on January 17, 2025.

Year	Club	W-L	ERA	G	GS	CG	SHO	SV	IP	H	R	ER	HR	HB	BB	SO	WP	BK
2025 will be first professional season																		

DANNELLEY, JACKSON RIGHT-HANDED PITCHER

Bats: R Throws: R Height: 5-10 Weight: 188
Born: 8/23/2001 in Tomball, TX Resides: Colmesneil, TX
School: Purdue (IN)
Obtained: Signed by the Braves as a minor league free agent on January 13, 2025.

Year	Club	W-L	ERA	G	GS	CG	SHO	SV	IP	H	R	ER	HR	HB	BB	SO	WP	BK
2025 will be first professional season																		

DE AVILA, LUIS LEFT-HANDED PITCHER

Bats: L Throws: L Height: 5-11 Weight: 160
Born: 5/29/01 in San Estanislao, Colombia Resides: Turbaco, Colombia
Obtained: Obtained by the Braves from Kansas City on December 8, 2021

Year	Club	W-L	ERA	G	GS	CG	SHO	SV	IP	H	R	ER	HR	HB	BB	SO	WP	BK
2018	ACL Colorado	2-2	6.16	8	7	0	0	0	30.2	31	22	21	2	4	12	27	3	0
2021	Royals Gold	0-0	3.38	3	0	0	0	0	5.1	4	2	2	0	0	5	5	0	0
	Columbia	5-4	5.16	24	0	0	0	0	52.1	69	38	30	4	0	19	59	5	1
2022	Rome	6-8	3.49	24	24	1	1	0	126.1	115	57	49	11	6	45	129	8	0
2023	Mississippi	6-10	3.28	25	25	0	0	0	123.1	99	53	45	8	7	61	125	7	3
	Gwinnett	0-0	2.45	1	1	0	0	0	3.2	4	2	1	0	1	4	3	0	0
2024	Mississippi	4-10	3.74	19	19	1	1	0	101.0	95	49	42	2	3	46	79	3	0
Minor Totals		23-34	3.86	104	76	2	2	0	442.2	417	223	190	27	21	192	427	26	4

DE GRANDPRÉ, CEDRIC RIGHT-HANDED PITCHER

Bats: R Throws: R Height: 6-3 Weight: 215
Born: 1/25/02 in St.-Simon-de-Bagot, Quebec Resides: St.-Simon-de-Bagot, Quebec
School: Chipola College (FL)
Obtained: Selected by the Braves in the 13th round of the 2022 First-Year Player Draft.

Year	Club	W-L	ERA	G	GS	CG	SHO	SV	IP	H	R	ER	HR	HB	BB	SO	WP	BK
2022	FCL Braves	0-0	0.00	2	0	0	0	0	3.0	1	0	0	0	1	0	4	1	0
	Augusta	0-1	12.71	3	2	0	0	0	5.2	8	9	8	0	0	4	8	2	0
2023	Augusta	1-1	1.95	7	5	0	0	0	32.1	23	10	7	1	2	7	40	3	1
	Rome	2-5	5.13	12	12	0	0	0	54.1	64	35	31	4	4	15	48	2	0
2024	Missed entire 2024 season due to injury																	
Minor Totals		3-7	4.34	24	19	0	0	0	95.1	96	54	46	5	7	26	100	8	1

DIAZ, GIOMAR RIGHT-HANDED PITCHER

Bats: R Throws: R Height: 6-3 Weight: 190
Born: 11/23/02 in Bani, Dominican Republic Resides: Bani, Dominican Republic
Obtained: Signed by the Braves as a non-drafted free agent on November 11, 2019

Year	Club	W-L	ERA	G	GS	CG	SHO	SV	IP	H	R	ER	HR	HB	BB	SO	WP	BK
2022	FCL Braves	1-1	3.63	16	0	0	0	1	22.1	11	12	9	2	2	10	21	5	2
2023	FCL Braves	1-1	2.45	6	0	0	0	0	11.0	10	3	3	0	3	4	13	0	0
	Augusta	0-0	4.43	11	0	0	0	2	20.1	26	11	10	0	1	10	23	3	0
2024	Augusta	1-4	5.12	26	0	0	0	4	45.2	48	32	26	2	3	26	55	5	2
	Rome	1-2	3.38	6	0	0	0	0	10.2	10	4	4	0	0	7	5	0	0
Minor Totals		4-8	4.25	65	0	0	0	7	110.0	105	62	52	4	9	57	117	13	4

DOS PASSOS, MANUEL CATCHER

Bats: R					Throws: R					Height: 5-10					Weight: 165				
Born: 1/8/2007 in Caracas, VZ										Resides: Santo Domingo, DR									
Obtained: Signed by the Braves as an international free agent on January 19, 2024.																			
Year	Club	AVG	G	AB	R	H	2B	3B	HR	RBI	SH	SF	HP	BB	SO	SB-CS	OBP	SLG	E
2024	Braves	.140	35	93	18	13	3	0	0	10	1	2	8	24	36	5-5	.354	.172	

DRAKE, ISAIAH OUTFIELDER

Bats: L				Throws: R				Height: 5-10				Weight: 185							
Born: 7/15/05 in Atlanta, GA								Resides: Atlanta, GA											
School: North Atlanta HS (GA)																			
Obtained: Selected by the Braves in the fifth round of the 2023 First-Year Player Draft																			
Year	Club	AVG	G	AB	R	H	2B	3B	HR	RBI	SH	SF	HP	BB	SO	SB-CS	OBP	SLG	E
2023	FCL Braves	.221	18	68	9	15	0	2	0	8	0	0	1	8	29	9-2	.312	.279	0
2024	FCL Braves	.083	5	12	3	1	0	0	0	0	0	0	0	7	7	0-1	.421	.083	
	Augusta	.163	69	246	26	40	8	4	2	11	0	3	1	32	100	23-4	.259	.252	
Minor Totals		.172	93	326	38	56	8	6	2	19	0	3	2	47	136	32-7	.278	.252	

DUARTE, FERNANDO RIGHT-HANDED PITCHER

Bats: R		Throws: R				Height: 6-6				Weight: 180								
Born: 3/12/2007 in Puerto Cabella, VZ						Resides: Maracay, VZ												
Obtained: Signed by the Braves as an international free agent on January 15, 2024.																		
Year	Club	W-L	ERA	G	GS	CG	SHO	SV	IP	H	R	ER	HR	HB	BB	SO	WP	BK
2024	Braves	0-1	9.00	9	2	0	0	0	15.0	10	17	15	1	6	22	12	14	0

DUMITRU, TITUS OUTFIELDER

Bats: R				Throws: R				Height: 6-2				Weight: 220							
Born: 5/17/2003 in Portland, OR								Resides: Gresham, OR											
School: New Mexico State																			
Obtained: Drafted by the Braves in the 16th round (491st overall) of the 2024 First-Year Player Draft.																			
Year	Club	AVG	G	AB	R	H	2B	3B	HR	RBI	SH	SF	HP	BB	SO	SB-CS	OBP	SLG	E
2024	Augusta	.217	27	92	15	20	6	1	1	11	0	1	2	13	26	4-3	.324	.337	

ELEJANDRO, JUAN INFIELDER

Bats: S				Throws: R				Height: 5-8				Weight: 160							
Born: 2/8/2008 in Puerto Plata, DR								Resides: Puerto Plata, DR											
Obtained: Signed by the Braves as an international free agent on January 15, 2025																			
Year	Club	AVG	G	AB	R	H	2B	3B	HR	RBI	SH	SF	HP	BB	SO	SB-CS	OBP	SLG	E
2025 will be first professional season																			

ESPINAL, JUAN OUTFIELDER

Bats: R					Throws: R					Height: 6-2					Weight: 185				
Born: 9/26/2006 in Pedernales, DR										Resides: Pedernales, DR									
Obtained: Signed by the Braves as an international free agent on January 15, 2024.																			
Year	Club	AVG	G	AB	R	H	2B	3B	HR	RBI	SH	SF	HP	BB	SO	SB-CS	OBP	SLG	E
2024	DSL Braves	.169	44	130	22	22	4	0	2	18	0	2	9	26	63	14-5	.341	.246	

ESPINOZA, LIZANDRO INFIELDER

Bats: R		Throws: R				Height: 5-7				Weight: 172									
Born: 11/20/2002 in Higuerote, VZ				Resides: Porlamar, VZ															
Obtained: Selected by the Braves from St. Louis in the 2024 Rule 5 Draft.																			
Year	Club	AVG	G	AB	R	H	2B	3B	HR	RBI	SH	SF	HP	BB	SO	SB-CS	OBP	SLG	E
2021	DSL Cardinals	.291	46	117	27	34	7	2	0	8	2	1	4	17	21	10-6	.396	.385	
2022	FCL Cardinals	.240	31	104	17	25	5	4	1	15	0	3	2	12	29	4-1	.322	.394	
	Palm Beach	.159	19	69	10	11	1	1	1	3	1	0	0	3	29	1-0	.194	.246	
2023	Palm Beach	.184	107	359	41	66	15	1	7	47	5	4	6	39	106	13-7	.272	.290	
2024	Palm Beach	.201	102	303	52	61	10	3	6	38	2	3	8	37	97	16-4	.302	.314	
Minor Totals		.207	305	952	147	197	38	11	15	111	10	11	20	108	282	44-18	.298	.317	

ESTEVEZ, JOHN *OUTFIELDER*

Bats: L			Throws: R			Height: 6-3			Weight: 190										
Born: 5/17/06 in Santiago de los Caballeros										Resides: Santiago de los Caballeros									
Obtained: Signed by the Braves as a non-drafted free agent on January 15, 2023																			
Year	Club	AVG	G	AB	R	H	2B	3B	HR	RBI	SH	SF	HP	BB	SO	SB-CS	OBP	SLG	E
2023	DSL Braves	.198	49	177	28	35	9	2	3	21	0	1	3	42	42	4-4	.359	.322	1
2024	FCL Braves	.200	52	150	24	30	8	3	1	21	0	4	4	38	49	7-3	.367	.313	
Minor Totals		.199	101	327	52	65	17	5	4	42	0	5	7	80	91	11-7	.363	.318	

EXPOSITO, EJ *INFILDER*

Bats: R		Throws: R		Height: 6-0		Weight: 190													
Born: 5/4/01 in Brooklyn, NY				Resides: Central Islip, NY															
School: Long Island (NY)																			
Obtained: Selected by the Braves in the 16th round of the 2022 First-Year Player Draft.																			
Year	Club	AVG	G	AB	R	H	2B	3B	HR	RBI	SH	SF	HP	BB	SO	SB-CS	OBP	SLG	E
2022	FCL Braves	.182	4	11	0	2	1	0	0	0	0	0	0	0	3	0-0	.182	.273	0
	Augusta	.234	26	94	15	22	3	0	3	11	0	0	3	17	26	2-3	.368	.362	5
2023	Augusta	.208	110	375	51	78	19	1	8	55	0	7	6	61	136	23-5	.323	.328	20
2024	Rome	.238	116	424	62	101	29	4	13	50	1	5	3	44	115	31-8	.311	.418	
Minor Totals		.225	257	904	128	203	52	5	24	116	1	12	12	122	280	56-16	.321	.373	

FERNANDEZ, MALVIN *INFILDER*

Bats: S				Throws: R				Height: 5-9				Weight: 155							
Born: 8/23/2008 in Esperanza, DR								Resides: Esperanza, DR											
Obtained: Signed by the Braves as an international free agent on January 15, 2025.																			
Year	Club	AVG	G	AB	R	H	2B	3B	HR	RBI	SH	SF	HP	BB	SO	SB-CS	OBP	SLG	E
2025 will be first professional season																			

FIGUEROA, LEIKER *INFILDER*

Bats: R			Throws: R					Height: 5-11					Weight: 155						
Born: 1/12/05 in Barquisimeto, VZ										Resides: Barquisimeto, VZ									
Obtained: Signed by the Braves as a non-drafted free agent on January 15, 2022																			
Year	Club	AVG	G	AB	R	H	2B	3B	HR	RBI	SH	SF	HP	BB	SO	SB-CS	OBP	SLG	E
2022	DSL Braves	.211	49	161	22	34	3	2	0	11	0	1	6	19	38	17-7	.316	.255	0
2023	FCL Braves	.215	45	149	27	32	7	1	1	19	0	0	5	22	42	7-3	.335	.295	6
2024	FCL Braves	.177	5	17	0	3	1	0	0	2	0	0	0	1	3	0-0	.222	.235	
	Augusta	.169	53	183	14	31	4	2	0	14	1	2	4	11	54	13-3	.230	.213	
Minor Totals		.196	152	510	63	100	15	5	1	46	1	3	15	53	137	37-13	.289	.251	

FLETCHER, DAVID *RIGHT-HANDED PITCHER*

Bats: R		Throws: R				Height: 5-9				Weight: 185								
Born: 5/31/1994 in Orange, CA						Resides: Coto de Caza, CA												
School: Loyola Marymount (CA)																		
Obtained: Acquired by Atlanta from Los Angeles (AL) along with C Max Stassi in exchange for LHS Tyler Thomas and INF Evan White.																		
Year	Club	W-L	ERA	G	GS	CG	SHO	SV	IP	H	R	ER	HR	HB	BB	SO	WP	BK
2024	Mississippi	3-7	6.37	17	17	0	0	0	89.0	108	67	63	12	15	37	32	3	0
	Gwinnett	0-1	6.55	5	1	0	0	0	11.0	10	8	8	0	3	7	10	1	0
Minor Totals		3-8	6.39	22	18	0	0	0	100.0	118	75	71	12	18	44	42	4	0

FRANCIQUE, KENDY *RIGHT-HANDED PITCHER*

Bats: R		Throws: R				Height: 6-2				Weight: 195								
Born: 9/8/2004 in San Pedro de Macoris, DR										Resides: San Pedro de Macoris, DR								
Obtained: Signed by the Braves as an international free agent on January 15, 2024.																		
Year	Club	W-L	ERA	G	GS	CG	SHO	SV	IP	H	R	ER	HR	HB	BB	SO	WP	BK
2024	Braves	2-3	3.48	13	0	0	0	2	20.2	16	9	8	2	1	8	16	1	3

FRANKLIN, JESSE *OUTFIELDER*

Bats: L **Throws:** L **Height:** 6-2 **Weight:** 215

Born: 12/01/98 in Seattle, WA **Resides:** Seattle, WA

School: University of Michigan

Obtained: Selected by the Braves in the third round (97th overall) of the 2020 First-Year Player Draft

Signed By: Jeremy Gordon

Year	Club	AVG	G	AB	R	H	2B	3B	HR	RBI	SH	SF	HP	BB	SO	SB-CS	OBP	SLG	E
2021	Rome	.244	101	360	55	88	24	2	24	61	0	4	8	34	115	19-4	.320	.522	4
2022	Mississippi	.236	15	55	6	13	1	1	2	9	0	2	3	6	18	2-0	.333	.400	0
2023	Mississippi	.232	94	341	55	79	17	1	15	46	0	3	11	32	115	21-4	.315	.419	2
2024	Missed entire 2024 season due to injury																		
Minor Totals		.238	210	756	116	180	42	4	41	116	0	9	22	72	248	42-8	.319	.467	6

FREY, RILEY *LEFT-HANDED PITCHER*

Bats: L **Throws:** L **Height:** 6-1 **Weight:** 190

Born: 4/19/02 in Oshkosh, WI **Resides:** Oshkosh, WI

School: University of Wisconsin – Milwaukee

Obtained: Selected by the Braves in the 19th round of the 2023 First-Year Player draft

Year	Club	W-L	ERA	G	GS	CG	SHO	SV	IP	H	R	ER	HR	HB	BB	SO	WP	BK
2023	FCL Braves	0-0	0.00	1	1	0	0	0	3.0	0	0	0	0	0	1	4	0	0
	Augusta	1-1	6.50	5	5	0	0	0	18.0	22	13	13	2	1	5	24	1	1
2024	Augusta	3-0	1.54	5	4	0	0	0	23.1	15	7	4	0	0	4	28	2	1
	Rome	3-2	2.67	13	8	0	0	1	60.2	51	21	18	5	1	18	46	1	1
Minor Totals		7-3	3.00	24	18	0	0	1	105.0	88	41	35	7	2	28	102	4	3

FUENTES, DIDIER *RIGHT-HANDED PITCHER*

Bats: R **Throws:** R **Height:** 6-0 **Weight:** 170

Born: 6/17/05 in Tolú, Colombia **Resides:** Tolú, Colombia

Obtained: Signed by the Braves as a non-drafted free agent on January 15, 2022

Year	Club	W-L	ERA	G	GS	CG	SHO	SV	IP	H	R	ER	HR	HB	BB	SO	WP	BK
2022	FCL Braves	1-1	2.25	11	11	0	0	0	44.0	35	13	11	2	2	10	50	2	1
2023	Augusta	0-4	7.27	10	7	0	0	0	26.0	32	22	21	6	0	12	27	1	2
2024	Augusta	3-6	2.74	18	17	0	0	0	75.2	56	28	23	8	3	21	98	5	2
Minor Totals		4-11	3.40	39	35	0	0	0	145.2	123	63	55	16	5	43	175	8	5

GALLEGOS, ISAAC *RIGHT-HANDED PITCHER*

Bats: R **Throws:** R **Height:** 6-3 **Weight:** 215

Born: 9/17/02 in Grants, NM **Resides:** Grants, NM

School: New Mexico

Obtained: Selected by the Braves in the 16th round of the 2023 First-Year Player draft

Year	Club	W-L	ERA	G	GS	CG	SHO	SV	IP	H	R	ER	HR	HB	BB	SO	WP	BK
2023	FCL Braves	0-0	0.00	1	0	0	0	0	1.0	2	0	0	0	0	0	1	0	0
2024	FCL Braves	0-0	0.00	2	0	0	0	0	2.1	0	0	0	0	0	0	6	0	0
	Augusta	0-0	3.18	3	0	0	0	1	5.2	5	2	2	0	0	2	9	1	0
	Rome	0-2	3.32	13	0	0	0	1	19.0	13	9	7	1	3	13	25	8	0
Minor Totals		0-2	2.89	19	0	0	0	2	28.0	20	11	9	1	3	15	41	9	0

GARCIA, ANTHONY *RIGHT-HANDED PITCHER*

Bats: R **Throws:** R **Height:** 6-2 **Weight:** 200

Born: 3/28/02 in Santa Clara, Cuba **Resides:** Santa Clara, Cuba

Obtained: Signed by the Braves as a non-drafted free agent on June 20, 2022

Year	Club	W-L	ERA	G	GS	CG	SHO	SV	IP	H	R	ER	HR	HB	BB	SO	WP	BK
2022	FCL Braves	2-3	6.25	10	9	0	0	0	31.2	32	26	22	0	4	20	35	2	0
2023	Did not pitch in 2023 (recovery from Tommy John surgery)																	
2024	FCL Braves	0-1	4.50	9	0	0	0	0	14.0	11	13	7	0	3	8	12	3	2
	Augusta	1-2	5.34	12	2	0	0	0	30.1	36	18	18	4	2	14	26	3	1
Minor Totals		3-6	5.57	31	11	0	0	0	76.0	79	57	47	4	9	42	73	8	3

GARCIA, JUNIOR *OUTFIELDER*

Bats: L		Throws: R				Height: 6-2				Weight: 190									
Born: 7/13/05 in Santiago de los Caballeros, DR						Resides: Santiago de los Caballeros, DR													
Obtained: Signed by the Braves as a non-drafted free agent on May 18, 2023																			
Year	Club	AVG	G	AB	R	H	2B	3B	HR	RBI	SH	SF	HP	BB	SO	SB-CS	OBP	SLG	E
2023	DSL Braves	.232	32	112	17	26	7	2	1	13	0	0	3	22	26	2-0	.372	.357	0
2024	FCL Braves	.317	42	139	26	44	5	2	3	22	0	1	7	22	41	12-4	.432	.446	
	Augusta	.184	40	136	7	25	1	0	0	11	0	0	1	25	59	3-4	.315	.191	
Minor Totals		.246	114	387	50	95	13	4	4	46	0	1	11	69	126	17-8	.374	.331	

GARCIA, YASSEL *INFIELDER*

Bats: S		Throws: R		Height: 5-11				Weight: 185											
Born: 12/6/2007 in Higuey, DR				Resides: El Seibo, DR															
Obtained: Signed by the Braves as an international free agent on January 15, 2025.																			
Year	Club	AVG	G	AB	R	H	2B	3B	HR	RBI	SH	SF	HP	BB	SO	SB-CS	OBP	SLG	E
						2025 will be first professional season													

GIL, JOHN *INFIELDER*

Bats: R		Throws: R				Height: 6-2				Weight: 175									
Born: 5/14/06 in Santo Domingo, DR						Resides: Santo Domingo, DR													
Obtained: Signed by the Braves as a non-drafted free agent on January 15, 2023																			
Year	Club	AVG	G	AB	R	H	2B	3B	HR	RBI	SH	SF	HP	BB	SO	SB-CS	OBP	SLG	E
2023	DSL Braves	.285	48	158	33	45	9	2	1	28	1	4	3	33	34	20-3	.409	.386	11
2024	FCL Braves	.286	51	175	42	50	9	0	3	20	0	1	7	28	34	26-6	.403	.389	
	Augusta	.204	39	137	20	28	5	1	0	7	1	2	0	19	37	14-2	.298	.256	
Minor Totals		.262	138	470	95	123	23	3	4	55	2	7	10	80	105	60-11	.376	.349	

GLDD, DOUGLAS *OUTFIELDER*

Bats: R		Throws: R		Height: 5-10		Weight: 185													
Born: 1/20/05 in La Guaira, VZ				Resides: Puerto La Cruz, VZ															
Obtained: Signed by the Braves as a non-drafted free agent on January 15, 2022																			
Year	Club	AVG	G	AB	R	H	2B	3B	HR	RBI	SH	SF	HP	BB	SO	SB-CS	OBP	SLG	E
2022	FCL Braves	.202	32	104	23	21	6	2	2	13	0	0	2	22	36	3-3	.352	.356	2
2023	FCL Braves	.224	47	161	29	36	9	2	5	25	0	2	6	38	64	6-3	.387	.398	6
2024	FCL Braves	.193	46	135	17	26	4	2	2	16	0	1	1	34	62	0-3	.357	.296	
Minor Totals		.208	125	400	69	83	19	6	9	54	0	3	9	94	162	9-9	.368	.353	

GOMEZ, JACOB *LEFT-HANDED PITCHER*

Bats: R

Throws: L

Height: 5-10

Weight: 195

Born: 10/27/2001 in Englewood, NJ

Resides: Norfolk, VA

School: Old Dominion (VA)

Obtained: Signed by the Braves as a minor league free agent on July 21, 2024.

Year	Club	W-L	ERA	G	GS	CG	SHO	SV	IP	H	R	ER	HR	HB	BB	SO	WP	BK
2024	Augusta	1-0	0.66	7	0	0	0	0	13.2	6	1	1	0	2	3	22	1	0

GONZALEZ, ANFERNI *RIGHT-HANDED PITCHER*

Bats: R		Throws: R				Height: 6-4				Weight: 195								
Born: 1/25/2006 in Las Matas de Santa Cruz, DR						Resides: Las Matas de Santa Cruz, DR												
Obtained: Signed by the Braves as an international free agent on January 15, 2024.																		
Year	Club	W-L	ERA	G	GS	CG	SHO	SV	IP	H	R	ER	HR	HB	BB	SO	WP	BK
2024	Braves	2-2	6.17	12	1	0	0	0	23.1	24	22	16	2	5	20	16	8	1

GONZALEZ, EUDER *RIGHT-HANDED PITCHER*

Bats: R		Throws: R				Height: 6'3				Weight: 180								
Born: 1/15/2005 in Coro, VZ		Resides: Coro, VZ																
Obtained: Signed by the Braves as an international free agent on August 12, 2024																		
Year	Club	W-L	ERA	G	GS	CG	SHO	SV	IP	H	R	ER	HR	HB	BB	SO	WP	BK
2024	Braves	0-0	27.00	1	0	0	0	0	0.1	1	1	1	0	0	3	0	0	0

GONZALEZ, ROBERT *OUTFIELDER*

Bats: L		Throws: R				Height: 6-0				Weight: 175									
Born: 12/22/2004 in Azua, Dominican Republic		Resides: Azua, Dominican Republic																	
Obtained: Signed by the Braves as a non-drafted free agent on January 15, 2022																			
Year	Club	AVG	G	AB	R	H	2B	3B	HR	RBI	SH	SF	HP	BB	SO	SB-CS	OBP	SLG	E
2022	FCL Braves	.264	55	212	41	56	9	4	2	26	0	2	1	25	51	12-5	.342	.373	1
2023	FCL Braves	.241	46	166	19	40	5	2	0	14	0	2	2	17	44	11-2	.316	.295	3
2024	FCL Braves	.091	5	11	1	1	0	0	0	0	0	0	1	3	3	0-0	.333	.091	
	Augusta	.194	65	216	26	42	8	3	2	28	0	2	1	34	88	19-2	.304	.287	
Minor Totals		.230	172	605	87	139	22	9	4	68	0	6	5	79	186	42-9	.321	.316	

GOODE, CAYMAN *RIGHT-HANDED PITCHER*

Bats: R		Throws: R		Height: 6-1				Weight: 190											
Born: 7/11/2005 in Richmond, VA				Resides: Henrico, VA															
School: Douglas S. Freeman School (VA)																			
Obtained: Drafted by the Braves in the 12th round (371st overall) of the 2024 First-Year Player Draft.																			
Year	Club	W-L	ERA	G	GS	CG	SHO	SV	IP	H	R	ER	HR	HB	BB	SO	WP	BK	
								2025 will be first professional season											

GRADY, JACE *OUTFIELDER*

Bats: S		Throws: R		Height: 5-10		Weight: 190													
Born: 5/25/01 in Austin, TX				Resides: Elgin, TX															
School: Dallas Baptist (TX)																			
Obtained: Selected by the Braves in the 11th round of the 2023 First-Year Player Draft																			
Year	Club	AVG	G	AB	R	H	2B	3B	HR	RBI	SH	SF	HP	BB	SO	SB-CS	OBP	SLG	E
2023	FCL Braves	.250	6	12	3	3	2	0	0	5	0	1	0	7	2	4-1	.500	.417	0
	Augusta	.242	28	99	15	24	7	0	2	17	0	2	0	15	31	10-2	.336	.374	3
2024	Augusta	.288	45	170	27	49	9	2	5	26	0	1	1	23	33	9-1	.374	.453	
	Rome	.185	55	195	18	36	4	0	3	21	0	4	2	28	38	5-5	.288	.251	
Minor Totals		.235	134	476	63	112	22	2	10	69	0	8	3	73	104	28-9	.336	.353	

GRISWOLD, ROB *RIGHT-HANDED PITCHER*

Bats: R

Throws: R

Height: 6-0

Weight: 200

Born: 7/13/98 in Milford, CT

Resides: Wethersfield, CT

School: Long Island (NY)

Obtained: Signed as a non-drafted free agent on November 18, 2021

Year	Club	W-L	ERA	G	GS	CG	SHO	SV	IP	H	R	ER	HR	HB	BB	SO	WP	BK
2022	Augusta	5-4	4.12	39	0	0	0	9	59.0	49	36	27	7	6	19	58	4	0
2023	Augusta	0-0	0.00	5	0	0	0	1	4.2	4	0	0	0	0	3	5	0	0
	Rome	2-4	3.65	33	0	0	0	7	44.1	43	20	18	3	4	10	40	1	1
2024	Rome	2-4	3.47	30	0	0	0	2	49.1	54	28	19	5	6	11	37	1	0
Minor Totals		9-12	3.66	107	0	0	0	19	157.1	150	84	64	15	16	43	140	6	1

GUANIPA, LUIS *OUTFIELDER*

Bats: R					Throws: R					Height: 5-11					Weight: 188				
Born: 12/15/05 in Isla de Margarita, VZ					Resides: Isla de Margarita, VZ														
Obtained: Signed by the Braves as a non-drafted free agent on January 15, 2023																			
Year	Club	AVG	G	AB	R	H	2B	3B	HR	RBI	SH	SF	HP	BB	SO	SB-CS	OBP	SLG	E
2023	DSL Braves	.238	46	172	34	41	11	1	4	17	0	2	11	23	42	20-6	.361	.384	3
2024	FCL Braves	.282	20	71	14	20	2	2	2	9	0	2	1	7	10	4-0	.346	.451	
	Augusta	.184	32	125	7	23	2	0	0	6	0	0	0	11	35	6-4	.250	.200	
Minor Totals		.228	98	368	55	84	15	3	6	32	0	4	12	41	87	30-10	.322	.334	

GUERRA, MASON *INFIELDER*

Bats: R

Throws: R

Height: 6'3

Weight: 210

Born: 8/28/2002 in Portland, OR

Resides: Beaverton, OR

School: Oregon State

Obtained: Drafted by the Braves in the 14th round (431st overall) of the 2024 First-Year Player Draft.

Year	Club	AVG	G	AB	R	H	2B	3B	HR	RBI	SH	SF	HP	BB	SO	SB-CS	OBP	SLG	E
2024	Augusta	.133	24	75	5	10	3	0	0	5	0	0	1	11	25	0-0	.253	.173	

GUERRA, WHILMER *RIGHT-HANDED PITCHER*

Bats: R		Throws: R				Height: 6-2				Weight: 160								
Born: 10/14/05 in Pimentel, DR										Resides: Pimentel, DR								
Obtained: Signed by the Braves as a non-drafted free agent on January 15, 2023																		
Year	Club	W-L	ERA	G	GS	CG	SHO	SV	IP	H	R	ER	HR	HB	BB	SO	WP	BK
2023	DSL Braves	1-5	4.91	11	3	0	0	0	33.0	39	25	18	3	3	9	15	5	3
2024	FCL Braves	3-4	3.38	11	6	0	0	0	37.1	38	21	14	3	5	23	23	4	1
Minor Totals		4-9	4.09	22	9	0	0	0	70.1	77	46	32	6	8	32	38	9	4

GUSCETTE, MAC *CATCHER*

Bats: R

Throws: R

Height: 6-0

Weight: 200

Born: 2/14/2002 in Sarasota, FL

Resides: Nokomis, FL

School: Alabama

Obtained: Signed by the Braves as a minor league free agent on July 21, 2024.

Year	Club	AVG	G	AB	R	H	2B	3B	HR	RBI	SH	SF	HP	BB	SO	SB-CS	OBP	SLG	E
2024	Augusta	.250	3	8	0	2	0	0	0	0	0	0	0	1	1	0-0	.333	.250	
	Rome	.143	11	35	3	5	2	0	0	4	0	0	2	5	2	0-0	.286	.200	
Minor Totals		.163	14	43	3	7	2	0	0	4	0	0	2	6	3	0-0	.294	.209	

HACKENBERG, DRUE *RIGHT-HANDED PITCHER*

Bats: R

Throws: R

Height: 6-2

Weight: 230

Born: 4/1/02 in Lehighton, PA

Resides: Lehighton, PA

School: Virginia Tech

Obtained: Selected by the Braves in the second round of the 2023 First-Year Player Draft.

Year	Club	W-L	ERA	G	GS	CG	SHO	SV	IP	H	R	ER	HR	HB	BB	SO	WP	BK
2023	Augusta	0-0	0.00	2	2	0	0	0	5.2	3	1	0	0	0	2	12	0	0
	Mississippi	0-0	13.50	1	1	0	0	0	0.2	0	1	1	0	0	4	1	0	0
2024	FCL Braves	3-4	3.38	11	6	0	0	0	37.1	38	21	14	3	5	23	23	4	1
Minor Totals		4-9	4.09	22	9	0	0	0	70.1	77	46	32	6	8	32	38	9	4

HACKMAN, OWEN *RIGHT-HANDED PITCHER*

Bats: R				Throws: R				Height: 6-2				Weight: 180						
Born: 11/2/2001 in Los Angeles, CA								Resides: Los Angeles, CA										
School: Loyola Marymount (CA)								Obtained: Drafted by the Braves in the ninth round (281st overall) of the 2024 First-Year Player Draft.										
Year	Club	W-L	ERA	G	GS	CG	SHO	SV	IP	H	R	ER	HR	HB	BB	SO	WP	BK
2024	Augusta	2-2	1.31	5	3	0	0	0	20.2	11	6	3	0	1	7	24	0	0

HALLIGAN, PATRICK *RIGHT-HANDED PITCHER*

Bats: R		Throws: R				Height: 6-6				Weight: 235								
Born: 10/4/99 in Vienna, VA						Resides: Vienna, VA												
School: Pensacola State College (FL)																		
Obtained: Signed by the Braves as a non-drafted free agent on March 27, 2023																		
Year	Club	W-L	ERA	G	GS	CG	SHO	SV	IP	H	R	ER	HR	HB	BB	SO	WP	BK
2021	Royals Gold	0-0	0.00	1	0	0	0	0	2.0	1	0	0	0	0	1	2	0	0
	Royals Blue	0-0	3.60	4	1	0	0	0	5.0	10	3	2	0	0	2	5	2	0
	Columbia	0-1	6.75	5	0	0	0	1	9.1	13	9	7	2	1	5	12	2	0
2022	Columbia	0-2	7.15	3	0	0	0	0	11.1	14	9	9	2	2	2	9	3	0
	Quad Cities	1-5	5.34	23	4	0	0	0	55.2	66	37	33	12	1	12	39	2	1
	Omaha	0-0	0.00	1	0	0	0	0	2.1	1	0	0	0	0	0	3	0	0
2023	Rome	5-5	4.45	21	9	0	0	1	62.2	64	36	31	6	4	28	68	6	0
	Mississippi	0-1	1.00	7	1	0	0	0	9.0	6	4	1	0	0	2	11	0	0
2024	Mississippi	5-1	2.58	37	0	0	0	4	45.1	30	14	13	1	1	17	62	2	0
	Gwinnett	0-0	6.75	4	1	0	0	0	5.1	5	4	4	0	0	8	5	1	0
Minor Totals		11-15	4.33	106	16	0	0	6	208.0	210	116	100	23	9	77	216	18	1

HARPER, LONDON RIGHT-HANDED PITCHER

Bats: RThrows: RHeight: 6-2Weight: 190

Born: 4/8/01 in Meridian, MSResides: Meridian, MS

School: Southern Mississippi

Obtained: Selected by the Braves in the 14th round of the 2022 First-Year Player Draft.

Year	Club	W-L	ERA	G	GS	CG	SHO	SV	IP	H	R	ER	HR	HB	BB	SO	WP	BK
2022	FCL Braves	1-0	0.00	1	0	0	0	0	1.0	0	0	0	0	0	0	0	0	0
	Augusta	0-1	7.20	4	4	0	0	0	10.0	17	8	8	1	0	2	6	1	0
2023	Augusta	6-3	3.34	31	0	0	0	5	72.2	69	33	27	6	3	11	69	7	2
2024	Rome	3-2	4.39	10	1	0	0	0	26.2	26	14	13	4	0	5	24	1	1
	Mississippi	2-1	1.41	22	5	0	0	1	51.0	33	9	8	5	0	9	40	1	0
Minor Totals		12-7	3.12	68	10	0	0	6	161.1	145	64	56	16	3	27	139	10	3

HARRIS, HAYDEN LEFT-HANDED PITCHER

Bats: LThrows: LHeight: 6-0Weight: 190

Born: 3/2/99 in Augusta, GAResides: Statesboro, GA

School: Georgia Southern

Obtained: Signed by the Braves as a non-drafted free agent on July 21, 2022

Year	Club	W-L	ERA	G	GS	CG	SHO	SV	IP	H	R	ER	HR	HB	BB	SO	WP	BK
2022	FCL Braves	1-0	3.86	6	0	0	0	0	4.2	3	3	2	1	0	6	6	0	0
2023	Augusta	0-1	9.72	7	0	0	0	1	8.1	11	9	9	2	1	3	15	2	0
	Rome	2-1	3.94	10	0	0	0	1	16.0	10	8	7	2	2	4	26	2	0
	Mississippi	3-2	2.83	23	0	0	0	0	35.0	27	13	11	1	1	17	50	4	0
2024	Mississippi	2-1	1.74	19	0	0	0	1	20.2	17	4	4	0	0	9	34	0	0
	Gwinnett	1-3	7.36	22	0	0	0	2	22.0	25	18	18	5	1	16	35	1	0
Minor Totals		9-8	4.30	87	0	0	0	5	106.2	93	55	51	11	5	55	166	9	0

HARTMAN, ERIC OUTFIELDER

Bats: LThrows: RHeight: 6-1Weight: 185

Born: 6/16/2006 in St. Albert, ABResides: St. Albert, AB

School: Holy Trinity Academy (AB)

Obtained: Drafted by the Braves in the 20th round (611st overall) of the 2024 First-Year Player Draft.

Year	Club	AVG	G	AB	R	H	2B	3B	HR	RBI	SH	SF	HP	BB	SO	SB-CS	OBP	SLG	E
2025 will be first professional season																			

HERNANDEZ, HERICK LEFT-HANDED PITCHER

Bats: LThrows: LHeight: 5-11Weight: 200

Born: 8/11/2003 in Hialeah, FLResides: Hialeah, FL

School: University of Miami (FL)

Obtained: Drafted by the Braves in the fourth round (129th overall) of the 2024 First-Year Player Draft.

Year	Club	W-L	ERA	G	GS	CG	SHO	SV	IP	H	R	ER	HR	HB	BB	SO	WP	BK
2024	Augusta	0-0	0.00	1	1	0	0	0	3.2	0	0	0	0	0	0	7	0	0
	Rome	0-0	6.00	1	1	0	0	0	3.0	4	2	2	0	0	0	5	0	0
Minor Totals		0-0	2.70	2	2	0	0	0	6.2	4	2	2	0	0	0	12	0	0

HERNANDEZ, HOJANS CATCHER

Bats: RThrows: RHeight: 5-11Weight: 175

Born: 3/7/06 in La Habana, CUResides: Santo Domingo, DR

Obtained: Signed by the Braves as a non-drafted free agent on January 15, 2023

Year	Club	AVG	G	AB	R	H	2B	3B	HR	RBI	SH	SF	HP	BB	SO	SB-CS	OBP	SLG	E
2023	DSL Braves	.177	8	17	0	3	0	0	0	2	1	1	0	1	6	0-0	.211	.177	2
2024	A DSL Braves	.154	31	78	11	12	1	0	0	5	0	0	2	19	23	10-4	.333	.167	
Minor Totals		.158	39	95	11	15	1	0	0	7	1	1	2	20	29	10-4	.314	.168	

HIDALGO, EDWARLYS LEFT-HANDED PITCHER

Bats: LThrows: LHeight: 6-0Weight: 170

Born: 6/24/2006 in Santo Domingo, DRResides: Santo Domingo, DR

Obtained: Signed by the Braves as an international free agent on June 28, 2024.

Year	Club	W-L	ERA	G	GS	CG	SHO	SV	IP	H	R	ER	HR	HB	BB	SO	WP	BK
2024	Braves	0-0	2.35	6	1	0	0	0	7.2	8	2	2	0	2	7	7	3	0

HOLTON, CARTER LEFT-HANDED PITCHER

Bats: L		Throws: L		Height: 5-11		Weight: 195												
Born: 9/4/2002 in Savannah, GA				Resides: Guyton, GA														
School: Vanderbilt (TN)																		
Obtained: Drafted by the Braves in the second round (62nd overall) of the 2024 First-Year Player Draft.																		
Year	Club	W-L	ERA	G	GS	CG	SHO	SV	IP	H	R	ER	HR	HB	BB	SO	WP	BK
2024	Augusta	0-0	13.50	1	1	0	0	0	2.0	1	3	3	0	0	4	3	1	0

HORNE, BRYSON INFIELDER

Bats: L

Throws: R

Height: 6-3

Weight: 220

Born: 3/06/99 in Blountstown, FL

Resides: Blountstown, FL

School: Columbus State University (GA)

Obtained: Signed by the Braves as a non-drafted free agent on June 14, 2020

Signed By: Chris Lionetti

Year	Club	AVG	G	AB	R	H	2B	3B	HR	RBI	SH	SF	HP	BB	SO	SB-CS	OBP	SLG	E
2021	Augusta	.269	93	350	40	94	17	1	10	48	0	3	1	28	91	2-1	.322	.409	6
2022	Rome	.244	100	373	44	91	19	1	11	52	0	3	4	33	110	4-1	.310	.389	3
2023	Rome	.189	76	270	21	51	11	0	6	30	0	6	1	22	101	3-0	.248	.296	9
	Mississippi	.299	23	87	5	26	8	1	1	10	0	0	0	4	21	0-0	.330	.448	1
2024	Mississippi	.238	107	366	34	87	15	2	8	48	0	2	1	27	115	6-2	.290	.355	
Minor Totals		.241	399	1446	144	349	70	5	36	188	0	14	7	114	438	15-4	.297	.371	

HUGHES, JONATHAN RIGHT-HANDED PITCHER

Bats: R		Throws: R		Height: 6-2		Weight: 208												
Born: 1/8/97 in Decatur, GA				Resides: Flowery Branch, GA														
School: Georgia Tech																		
Obtained: Acquired by the Braves from the Philadelphia Phillies in exchange for cash considerations on March 23, 2023.																		
Year	Club	W-L	ERA	G	GS	CG	SHO	SV	IP	H	R	ER	HR	HB	BB	SO	WP	BK
2021	Jersey Shore	4-8	5.92	23	13	0	0	1	73.0	90	54	48	5	5	37	57	9	1
2022	Jersey Shore	0-5	3.59	35	0	0	0	8	42.2	40	22	17	1	4	16	36	3	0
2023	Rome	3-6	3.08	35	0	0	0	5	52.2	48	26	18	5	2	20	50	8	0
2024	Mississippi	2-1	3.58	34	0	0	0	0	50.1	38	21	20	1	2	23	44	5	0
Minor Totals		9-20	4.24	127	13	0	0	14	218.2	216	123	103	12	13	96	187	25	1

INGRAM, KOLTON LEFT-HANDED PITCHER

Bats: L		Throws: L				Height: 5-9				Weight: 180									
Born: 10/21/1996 in Stockbridge, GA		Resides: Hampton, GA																	
School: Columbus State (GA)																			
Obtained: Signed by the Braves as a minor league free agent on November 19, 2024.																			
Year	Club	W-L	ERA	G	GS	CG	SHO	SV	IP	H	R	ER	HR	HB	BB	SO	WP	BK	
2019	FCL Tigers	1-1	4.15	15	1	0	0	1	30.1	29	14	14	1	1	11	28	1	0	
2021	Tri-City	1-0	5.23	16	0	0	0	2	20.2	15	12	12	2	0	13	31	2	0	
	Inland Empire	0-1	3.09	8	0	0	0	4	11.2	9	5	4	1	0	6	19	1	1	
	Rocket City	0-0	1.26	12	0	0	0	4	14.1	9	2	2	0	0	6	17	1	0	
2022	Rocket City	6-2	2.67	50	0	0	0	10	60.2	39	21	18	6	7	17	73	5	1	
2023	Rocket City	1-1	2.63	23	0	0	0	2	27.1	17	10	8	1	3	19	38	3	0	
	Salt Lake	2-3	3.21	22	0	0	0	2	33.2	24	13	12	2	1	15	39	2	1	
	LAA	0-0	8.44	5	0	0	0	0	5.1	8	7	5	2	0	5	7	0	0	
2024	Richmond	0-0	0.00	1	0	0	0	0	1.0	0	0	0	0	0	2	0	0	0	
	Sacramento	4-2	3.08	25	0	0	0	3	26.1	17	9	9	6	1	15	26	4	0	
	Syracuse	1-0	7.20	4	0	0	0	0	5.0	5	4	4	1	2	6	3	0	0	
	Round Rock	0-0	0.00	2	0	0	0	0	2.0	2	0	0	0	0	1	0	0	0	
	Memphis	2-0	3.93	14	0	0	0	3	18.1	15	8	8	1	0	12	23	4	0	
Minor Totals		18-10	3.26	192	1	0	0	31	251.1	181	98	91	21	15	123	297	23	3	
Major Totals		0-0	8.44	5	0	0	0	0	5.1	8	7	5	2	0	5	7	0	0	

JANAS, JUSTIN INFILDER

Bats: L **Throws:** R **Height:** 6-3 **Weight:** 205
Born: 9/18/00 in Homer Glen, IL **Resides:** Little Rock, AR
School: Illinois
Obtained: Selected by the Braves in the 12th round of the 2022 First-Year Player Draft.

Year	Club	AVG	G	AB	R	H	2B	3B	HR	RBI	SH	SF	HP	BB	SO	SB-CS	OBP	SLG	E
2022	FCL Braves	.200	4	10	0	2	1	0	0	2	0	0	2	0	2	1-1	.333	.300	0
	Augusta	.232	23	82	12	19	4	0	1	14	0	1	3	7	21	0-0	.312	.317	1
2023	Augusta	.310	77	284	47	88	16	2	3	32	0	1	11	29	44	6-4	.394	.412	3
	Rome	.233	41	150	18	35	6	1	1	11	0	0	7	9	35	3-0	.307	.307	1
2024	Rome	.244	82	262	32	64	14	0	4	29	0	1	18	29	53	5-3	.358	.344	
Minor Totals		.264	227	788	109	208	41	3	9	88	0	3	41	74	155	15-8	.357	.358	

JIMENEZ, DANY RIGHT-HANDED PITCHER

Bats: R **Throws:** R **Height:** 6-5 **Weight:** 193
Born: 12/23/1993 in San Cristobal, DR **Resides:** San Cristobal, DR
Obtained: Signed by the Braves as a minor league free agent on January 14, 2025.

Year	Club	W-L	ERA	G	GS	CG	SHO	SV	IP	H	R	ER	HR	HB	BB	SO	WP	BK
2015	DSL Blue Jays	1-0	5.19	3	0	0	0	1	8.2	6	5	5	2	0	4	12	0	0
2016	DSL Blue Jays	0-0	0.00	2	2	0	0	0	8.0	3	0	0	0	0	0	8	0	1
	FCL Blue Jays	3-2	3.29	9	6	0	0	0	38.1	25	15	14	1	3	18	40	3	1
2017	FCL Blue Jays	0-0	9.00	1	0	0	0	0	1.0	1	2	1	0	1	0	1	0	0
	Vancouver	2-3	5.30	6	3	0	0	0	18.2	13	15	11	3	2	4	23	1	0
2018	Lansing	6-2	3.84	38	0	0	0	13	63.1	58	30	27	10	1	24	80	6	1
2019	Dunedin	5-1	3.55	20	0	0	0	4	25.1	23	11	10	2	0	9	47	8	0
	New Hampshire	2-2	1.87	25	0	0	0	6	33.2	22	8	7	4	1	12	46	2	1
2020	San Francisco	0-0	6.75	2	0	0	0	0	1.1	1	1	1	0	0	3	1	0	0
2021	Buffalo	3-3	2.22	39	1	0	0	3	44.2	29	13	11	5	0	25	73	6	1
2022	Las Vegas	0-0	0.00	2	0	0	0	0	2.0	0	0	0	0	0	0	4	0	0
	Oakland	3-4	3.41	34	0	0	0	11	34.1	23	16	13	2	0	18	34	2	0
2023	Las Vegas	1-0	10.38	9	1	0	0	1	8.2	7	10	10	2	1	7	14	2	0
	Oakland	0-2	3.47	25	1	0	0	1	23.1	11	9	9	3	0	14	21	2	0
2024	Las Vegas	1-3	4.13	21	0	0	0	3	24.0	17	14	11	4	4	13	30	1	3
	Oakland	1-3	4.91	25	0	0	0	1	25.2	21	18	14	6	1	19	25	0	0
Minor Totals		24-16	3.48	175	13	0	0	31	276.1	204	123	107	33	13	116	378	29	8
Major Totals		4-9	3.93	86	1	0	0	13	84.2	56	44	37	11	1	54	81	4	0

JONES, COLBY INFILDER

Bats: R **Throws:** R **Height:** 5-11 **Weight:** 180
Born: 9/30/2003 in Dothan, AL **Resides:** Westville, FL
School: Northwest Florida State
Obtained: Drafted by the Braves in the 13th round (401st overall) of the 2024 First-Year Player Draft.

Year	Club	AVG	G	AB	R	H	2B	3B	HR	RBI	SH	SF	HP	BB	SO	SB-CS	OBP	SLG	E
2024	Augusta	.281	20	64	8	18	3	0	0	4	0	0	2	4	15	1-4	.343	.328	
	Rome	.103	7	29	4	3	0	0	0	2	0	0	0	1	10	1-1	.133	.103	
	Mississippi	.250	1	4	0	1	0	0	0	0	0	0	0	0	0	1-0	.250	.250	
Minor Totals		.227	28	97	12	22	3	0	0	6	0	0	2	5	25	3-5	.279	.258	

JOSEPH, ELISON RIGHT-HANDED PITCHER

Bats: R **Throws:** R **Height:** 6-0 **Weight:** 200
Born: 1/24/01 in San Pedro De Macoris, DR **Resides:** San Pedro De Macoris, DR
Obtained: Signed by the Braves as a non-drafted free agent on November 22, 2019
Signed By: Raymond Nunez

Year	Club	W-L	ERA	G	GS	CG	SHO	SV	IP	H	R	ER	HR	HB	BB	SO	WP	BK
2021	FCL Braves	0-3	2.73	16	0	0	0	2	26.1	19	10	8	2	2	18	30	6	1
2022	FCL Braves	3-0	5.87	14	0	0	0	5	15.1	14	10	10	2	1	8	20	4	0
	Augusta	3-2	3.32	14	0	0	0	0	19.0	15	9	7	0	1	20	24	7	0
2023	Augusta	3-2	5.72	38	0	0	0	10	45.2	40	35	29	7	5	31	66	15	0
2024	Rome	1-2	2.48	19	0	0	0	2	32.2	21	15	9	1	1	13	46	6	2
	Mississippi	1-0	1.33	20	0	0	0	5	20.1	12	3	3	1	1	15	30	1	0
Minor Totals		11-9	3.73	121	0	0	0	24	159.1	121	82	66	13	11	105	216	39	3

FRONT OFFICE
MANAGER & STAFF
PLAYER BIOS
SEASON IN REVIEW
PLAYER DEVELOPMENT
BRAVES HISTORY
OPPONENTS
MISCELLANEOUS

MINOR LEAGUE PLAYERS

JUAN, JORGE RIGHT-HANDED PITCHER

Bats: R		Throws: R				Height: 6-8				Weight: 259									
Born: 3/6/99 in Payita, DR				Resides: Payita, DR															
Obtained: Signed by the Braves as a minor league free agent on December 5, 2023																			
Year	Club	W-L	ERA	G	GS	CG	SHO	SV	IP	H	R	ER	HR	HB	BB	SO	WP	BK	
2018	Athletics	0-5	2.51	15	6	0	0	0	43.0	32	18	12	0	11	24	48	13	0	
2019	Athletics Green	1-5	7.29	13	6	0	0	0	33.1	32	34	27	1	5	33	36	14	1	
2021	Stockton	1-1	3.86	6	4	0	0	0	21.0	15	10	9	2	1	7	31	7	0	
	Lansing	0-2	11.12	2	2	0	0	0	5.2	7	7	7	2	0	6	9	1	2	
2022	Athletics	1-0	0.00	2	0	0	0	0	4.0	1	0	0	0	1	1	8	0	1	
	Lansing	0-0	4.86	6	4	0	0	0	16.2	10	9	9	3	2	8	20	1	1	
2023	Lansing	1-0	0.63	9	0	0	0	2	14.1	7	2	1	0	0	10	28	3	2	
	Midland	1-4	5.66	26	0	0	0	1	35.0	29	23	22	3	6	34	37	9	1	
2024	Mississippi	2-4	5.11	34	0	0	0	4	37.0	31	24	21	3	9	28	53	10	1	
Minor Totals		7-21	4.63	113	22	0	0	7	210.0	164	127	108	14	35	151	270	58	9	

KATO, KOBE INFILDER

Bats: L

Throws: R

Height: 6-1

Weight: 170

Born: 3/19/1999 in Honolulu, HI

Resides: Aiea, HI

School: University of Arizona

Obtained: Signed by the Braves as a minor league free agent on November 13, 2024.

Year	Club	AVG	G	AB	R	H	2B	3B	HR	RBI	SH	SF	HP	BB	SO	SB-CS	OBP	SLG
2021	Fayetteville	.242	32	91	15	22	3	0	2	14	0	0	1	24	16	3-3	.405	.341
2023	Asheville	.233	82	258	38	60	19	0	2	30	0	0	3	42	54	19-4	.347	.330
	Fayetteville	.667	6	12	7	8	2	0	0	1	0	0	1	7	0	3-1	.800	.833
2024	FCL Mariners	.346	7	26	8	9	1	0	1	3	0	0	1	7	5	1-2	.500	.500
	Arkansas	.074	9	27	2	2	0	0	0	1	0	0	0	3	13	1-1	.167	.074
	Corpus Christi	.000	1	1	0	0	0	0	0	0	0	0	1	0	1	0-0	.500	.000
	Tacoma	.356	16	59	16	21	6	1	0	13	0	1	1	8	15	6-1	.435	.492
Minor Totals		.257	153	474	86	122	31	1	5	62	0	1	8	91	104	33-12	.385	.359

KELLER, SETH RIGHT-HANDED PITCHER

Bats: R		Throws: R		Height: 5-10		Weight: 180												
Born: 5/26/04 in Richmond, VA		Resides: Mechanicsville, VA																
School: Hanover HS (VA)																		
Obtained: Selected by the Braves in the sixth round of the 2022 First-Year Player Draft.																		
Year	Club	W-L	ERA	G	GS	CG	SHO	SV	IP	H	R	ER	HR	HB	BB	SO	WP	BK
2022	FCL Braves	0-0	18.00	2	1	0	0	0	2.0	0	4	4	0	1	5	1	0	0
2023	Augusta	2-4	6.26	16	7	0	0	0	46.0	44	33	32	1	15	27	32	7	1
2024	Augusta	0-0	2.25	2	0	0	0	0	4.0	2	1	1	0	1	6	2	0	0
Minor Totals		2-4	6.40	20	8	0	0	0	52.0	46	38	37	1	17	38	35	7	1

KERN, KADE OUTFIELDER

Bats: R				Throws: R				Height: 6-0				Weight: 200							
Born: 9/18/01 in Bryan, OH								Resides: Archbold, OH											
School: Ohio State																			
Obtained: Selected by the Braves in the 17th round of the 2023 First-Year Player Draft																			
Year	Club	AVG	G	AB	R	H	2B	3B	HR	RBI	SH	SF	HP	BB	SO	SB-CS	OBP	SLG	E
2023	FCL Braves	.200	6	15	4	3	1	1	0	5	0	0	1	1	2	4-1	.294	.400	0
	FCL Braves	.310	11	29	7	9	1	0	1	5	0	2	0	6	6	1-0	.405	.448	2
2024	Augusta	.199	80	277	29	55	9	2	5	24	0	3	5	25	92	16-7	.274	.300	
	Rome	.140	14	43	3	6	1	0	1	7	0	0	0	2	14	1-1	.178	.233	
Minor Totals		.202	127	426	49	86	14	3	9	51	0	3	6	41	139	28-12	.279	.312	

KERR, RAY LEFT-HANDED PITCHER

Bats: L

Throws: L

Height: 6-3

Weight: 178

Born: 9/10/1994 in Sacramento, CA

Resides: Sparks, NV

School: Lassen College (CA)

Obtained: Acquired by the Braves from San Diego along with INF Matt Carpenter in exchange for OF Drew Campbell on December 15, 2023.

Year	Club	W-L	ERA	G	GS	CG	SHO	SV	IP	H	R	ER	HR	HB	BB	SO	WP	BK
2017	FCL Dbacks	0-0	0.00	1	0	0	0	0	1.0	0	0	0	0	0	0	2	0	0
2018	Clinton	5-11	4.28	25	25	0	0	0	111.1	117	66	53	14	6	43	101	6	0
2019	Modesto	3-7	3.91	35	10	0	0	4	89.2	85	54	39	1	8	51	93	8	1
2021	Tacoma	1-0	0.00	1	0	0	0	0	2.1	0	0	0	0	0	0	2	0	0
	Arkansas	2-1	2.83	24	0	0	0	3	28.2	18	11	9	2	1	10	43	5	1
2022	Tacoma	0-0	4.09	12	1	0	0	2	11.0	8	5	5	0	2	6	17	1	0
	El Paso	5-0	5.08	46	0	0	0	3	44.1	45	29	25	4	1	36	67	3	2
2023	San Diego	0-0	9.00	7	0	0	0	0	5.0	3	5	5	1	0	4	3	1	0
	El Paso	6-0	2.25	36	0	0	0	10	36.0	24	11	9	2	0	17	42	1	1
2024	San Diego	1-1	4.33	22	0	0	0	0	27.0	25	15	13	5	1	9	35	1	0
	Gwinnett	0-1	4.50	9	1	0	0	3	14.0	13	9	7	5	1	5	22	0	0
	Atlanta	1-2	5.64	10	2	0	0	0	22.1	29	14	14	4	3	7	27	2	0
Minor Totals		22-20	3.91	189	37	0	0	25	338.1	310	185	147	28	19	168	389	24	5
Major Totals		2-3	5.30	39	2	0	0	0	54.1	57	34	32	10	4	20	65	4	0

KILPATRICK, KEVIN OUTFIELDER

Bats: R

Throws: R

Height: 6-0

Weight: 190

Born: 11/25/00 in Stone Mountain, GA

Resides: Stockbridge, GA

School: College of Central Florida

Obtained: Selected by the Braves in the 17th round of the 2022 First-Year Player Draft.

Year	Club	AVG	G	AB	R	H	2B	3B	HR	RBI	SH	SF	HP	BB	SO	SB-CS	OBP	SLG	E
2022	FCL Braves	.320	10	25	3	8	2	0	0	0	0	0	0	4	7	3-0	.414	.400	0
	Augusta	.287	21	87	16	25	7	1	1	10	0	0	2	7	21	7-1	.354	.425	0
2023	Rome	.226	120	469	75	106	21	7	5	30	1	4	9	68	140	32-5	.333	.333	6
2024	Rome	.238	118	479	78	114	20	5	5	46	0	4	8	51	140	50-9	.319	.332	
Minor Totals		.239	270	1060	172	253	50	13	11	86	1	8	19	130	308	92-15	.330	.342	

KING, WILL CATCHER

Bats: R

Throws: R

Height: 5-9

Weight: 190

Born: 9/2/03 in Englewood, NJ

Resides: Bradenton, FL

School: Eastern Kentucky

Obtained: Selected by the Braves in the 20th round of the 2023 First-Year Player Draft

Year	Club	AVG	G	AB	R	H	2B	3B	HR	RBI	SH	SF	HP	BB	SO	SB-CS	OBP	SLG	E
2023	Augusta	.242	27	91	13	22	3	0	3	15	0	0	0	13	31	7-3	.337	.374	1

Missed 2024 Season Due to Injury

KROEGER, JACOB LEFT-HANDED PITCHER

Bats: L

Throws: L

Height: 6-1

Weight: 200

Born: 5/18/2000 in Quincy, IL

Resides: Palmyra, MO

School:Maryville University (MO)

Obtained: Drafted by the Braves in the 10th round (311th overall) of the 2024 First-Year Player Draft.

Year	Club	W-L	ERA	G	GS	CG	SHO	SV	IP	H	R	ER	HR	HB	BB	SO	WP	BK
2024	Augusta	0-1	2.13	7	1	0	0	1	12.2	9	3	3	0	0	17	16	2	0

KUEHLER, CADE RIGHT-HANDED PITCHER

Bats: R

Throws: R

Height: 6-1

Weight: 205

Born: 5/24/02 in Matthews, NC

Resides: Ponce Inlet, FL

School: Campbell University (NC)

Obtained: Selected by the Braves in the second round of the 2023 First-Year Player Draft

Year	Club	W-L	ERA	G	GS	CG	SHO	SV	IP	H	R	ER	HR	HB	BB	SO	WP	BK
2023	Augusta	0-0	0.00	2	2	0	0	0	7.0	1	0	0	0	0	4	8	0	0
2024	Augusta	3-5	2.52	11	11	0	0	0	50.0	41	17	14	3	3	20	44	1	1
	Rome	0-1	24.00	1	1	0	0	0	3.0	8	8	8	1	0	4	4	1	1
Minor Totals		3-6	3.30	14	14	0	0	0	60.0	50	25	22	4	3	28	56	2	2

FRONT OFFICE
MANAGER & STAFF
PLAYER BIOS
SEASON IN REVIEW
PLAYER DEVELOPMENT
BRAVES HISTORY
OPPONENTS
MISCELLANEOUS

MINOR LEAGUE PLAYERS

LABASTIDA, JACKSEL RIGHT-HANDED PITCHER

Bats: R		Throws: R		Height: 5-11				Weight: 178										
Born: 6/6/2008 in Puerto de la Cruz, VZ				Resides: Puerto de la Cruz, VZ														
Obtained: Signed by the Braves as an international free agent on January 17, 2025.																		
Year	Club	W-L	ERA	G	GS	CG	SHO	SV	IP	H	R	ER	HR	HB	BB	SO	WP	BK
2025 will be first professional season																		

LARA, JHANCARLOS RIGHT-HANDED PITCHER

Bats: R		Throws: R		Height: 6-3		Weight: 190												
Born: 1/15/03 in San Cristobal, DR				Resides: San Cristobal, DR														
Obtained: Signed by the Braves as a non-drafted free agent on June 7, 2021																		
Year	Club	W-L	ERA	G	GS	CG	SHO	SV	IP	H	R	ER	HR	HB	BB	SO	WP	BK
2022	FCL Braves	1-1	1.78	10	9	0	0	0	30.1	20	9	6	0	0	26	38	10	0
2023	Augusta	4-7	4.00	18	13	0	0	0	72.0	55	40	32	4	4	38	96	11	9
	Rome	0-1	4.82	2	2	0	0	0	9.1	5	6	5	2	1	4	18	0	1
2024	Rome	1-2	3.92	15	14	0	0	0	62.0	55	30	27	2	7	36	72	8	4
	Mississippi	1-2	3.92	5	5	0	0	0	20.2	15	11	9	1	1	24	22	3	1
Minor Totals		7-13	3.66	50	43	0	0	0	194.1	150	96	79	9	13	128	246	32	15

LASORSA, RAFAEL LEFT-HANDED PITCHER

Bats: R

Throws: L

Height: 6-1

Weight: 163

Born: 5/27/2007 in Tocuyito, VZ

Resides: Tocuyito, VZ

Obtained: Signed by the Braves as an international free agent on January 15, 2024.

Year	Club	W-L	ERA	G	GS	CG	SHO	SV	IP	H	R	ER	HR	HB	BB	SO	WP	BK
2024	Braves	1-1	3.12	13	0	0	0	0	26.0	22	15	9	2	1	12	18	9	0

LONG, JUSTIN RIGHT-HANDED PITCHER

Bats: R

Throws: R

Height: 6-1

Weight: 200

Born: 3/4/02 in Short Hills, NJ

Resides: Kingwood, TX

School: Rice University (TX)

Obtained: Selected by the Braves in the seventh round of the 2023 First-Year Player Draft

Year	Club	W-L	ERA	G	GS	CG	SHO	SV	IP	H	R	ER	HR	HB	BB	SO	WP	BK
2023	FCL Braves	0-0	54.00	1					0.1	1	2	2	0	1	1	1	1	0
2024	Missed entire 2024 season due to injury																	

MACHADO, AUSTIN CATCHER

Bats: L				Throws: R				Height: 6-1				Weight: 205						
Born: 6/11/2001 in San Diego, CA								Resides: Cardiff By The Sea, CA										
School: University of Hawaii																		
Obtained: Signed by the Braves as a minor league free agent on July 21, 2024.																		
Year	Club	AVG	G	AB	R	H	2B	3B	HR	RBI	SH	SF	HP	BB	SO	SB-CS	OBP	SLG
2024	Augusta	.278	13	36	5	10	0	0	0	4	0	0	6	9	3	0-0	.490	.278

MAGEE, CAMERON OUTFIELDER

Bats: L				Throws: R				Height: 6-2				Weight: 186							
Born: 6/1/02 in Anaheim, CA				Resides: Tempe, AZ															
School: Washington State																			
Obtained: Selected by the Braves in the 18th round of the 2023 First-Year Player Draft																			
Year	Club	AVG	G	AB	R	H	2B	3B	HR	RBI	SH	SF	HP	BB	SO	SB-CS	OBP	SLG	E
2023	FCL Braves	.286	6	14	6	4	0	0	0	0	0	0	0	5	3	4-0	.474	.286	0
	Augusta	.184	30	114	18	21	6	0	2	14	0	1	4	10	39	11-3	.271	.290	5
2024	FCL Braves	.400	2	5	0	2	0	0	0	1	0	0	0	1	2	0-0	.500	.400	
	Augusta	.177	57	187	21	33	5	0	1	13	0	3	8	22	75	18-4	.286	.219	
	Mississippi	.500	1	4	0	2	1	0	0	0	0	0	0	0	2	1-0	.500	.750	
Minor Totals		.191	96	324	45	62	12	0	3	28	0	4	12	38	121	34-7	.296	.256	

MAIER, ADAM RIGHT-HANDED PITCHER

Bats: R **Throws:** R **Height:** 6-1 **Weight:** 205
Born: 11/26/01 in Vancouver, BC **Resides:** Vancouver, BC
School: Oregon
Obtained: Selected by the Braves in the seventh round of the 2022 First-Year Player Draft.

Year	Club	W-L	ERA	G	GS	CG	SHO	SV	IP	H	R	ER	HR	HB	BB	SO	WP	BK
Did not pitch in 2023 (UCL strain)																		
2024	Augusta	2-4	4.45	13	13	1	0	0	56.2	58	34	28	3	4	12	57	4	2
	Rome	1-1	3.38	6	6	0	0	0	26.2	27	13	10	1	1	13	21	1	0
Minor Totals		3-5	4.10	19	19	1	0	0	83.1	85	47	38	4	5	25	78	5	2

MARCANO, JOSE RIGHT-HANDED PITCHER

Bats: R **Throws:** R **Height:** 6-3 **Weight:** 170
Born: 1/4/05 in Cumana, VZ **Resides:** Cumana, VZ
Obtained: Signed by the Braves as a non-drafted free agent on January 17, 2023

Year	Club	W-L	ERA	G	GS	CG	SHO	SV	IP	H	R	ER	HR	HB	BB	SO	WP	BK
2023	DSL Braves	0-3	3.33	16	0	0	0	6	24.1	15	13	9	1	2	6	22	2	0
2024	DSL Braves	0-0	0.00	3	0	0	0	0	3.1	2	1	0	0	0	2	4	0	1
Minor Totals		0-3	2.93	19	0	0	0	6	27.2	17	14	9	1	2	8	26	2	1

MARINE, YANSEL LEFT-HANDED PITCHER

Bats: L **Throws:** L **Height:** 6-2 **Weight:** 160
Born: 6/11/05 in Santiago de los Caballeros, DR **Resides:** Santiago de los Caballeros, DR
Obtained: Signed by the Braves as a non-drafted free agent on December 14, 2022

Year	Club	W-L	ERA	G	GS	CG	SHO	SV	IP	H	R	ER	HR	HB	BB	SO	WP	BK
2023	DSL Braves	0-0	11.48	13	0	0	0	0	13.1	23	23	17	0	2	13	10	15	0
2024	DSL Braves	0-1	6.75	14	0	0	0	0	21.1	29	21	16	0	2	17	15	7	0
Minor Totals		0-1	8.57	27	0	0	0	0	34.2	52	44	33	0	4	30	25	22	0

MARQUEZ, NOSLEN RIGHT-HANDED PITCHER

Bats: R **Throws:** R **Height:** 6-0 **Weight:** 165
Born: 6/27/2005 in Barlovento, VZ **Resides:** Barlovento, VZ
Obtained: Signed by the Braves as a minor league free agent on January 15, 2024

Year	Club	W-L	ERA	G	GS	CG	SHO	SV	IP	H	R	ER	HR	HB	BB	SO	WP	BK
2024	Braves	1-1	8.39	11	1	0	0	0	24.2	22	27	23	0	7	24	23	9	1

MARTINEZ, ALEXANDER CATCHER

Bats: R **Throws:** R **Height:** 5-11 **Weight:** 170
Born: 11/16/04 in Maracay, VZ **Resides:** Maracay, VZ
Obtained: Signed by the Braves as a non-drafted free agent on January 15, 2022

Year	Club	AVG	G	AB	R	H	2B	3B	HR	RBI	SH	SF	HP	BB	SO	SB-CS	OBP	SLG	E
2022	FCL Braves	.244	43	164	21	40	9	0	2	26	0	0	0	12	33	2-1	.296	.335	3
2023	DSL Braves	.171	37	129	22	22	3	0	0	8	0	0	1	17	38	0-0	.272	.194	3
2024	FCL Braves	.147	22	75	7	11	2	0	0	1	1	0	0	5	17	1-0	.200	.173	
	Augusta	.121	15	58	8	7	1	0	0	5	0	0	0	3	23	0-0	.164	.138	
Minor Totals		.188	118	426	58	80	15	0	2	40	1	0	1	37	111	3-1	.254	.237	

MARTINEZ, MICHAEL OUTFIELDER

Bats: R **Throws:** R **Height:** 6-2 **Weight:** 175
Born: 1/24/2007 in Pantoja, DR **Resides:** Santo Domingo, DR
Obtained: Signed by the Braves as an international free agent on April 30, 2024.

Year	Club	AVG	G	AB	R	H	2B	3B	HR	RBI	SH	SF	HP	BB	SO	SB-CS	OBP	SLG
2024	Braves	.222	48	158	20	35	8	2	1	14	0	0	18	13	52	5-5	.349	.317

MARTINEZ, YANGEL RIGHT-HANDED PITCHER

Bats: R **Throws:** R **Height:** 6-1 **Weight:** 160
Born: 9/1/2007 in Azua, DR **Resides:** Azua, DR
Obtained: Signed by the Braves as an international free agent on January 15, 2025.

Year	Club	W-L	ERA	G	GS	CG	SHO	SV	IP	H	R	ER	HR	HB	BB	SO	WP	BK
2025 will be first professional season																		

MATEO, JUAN INFIELDER

Bats: S		Throws: R				Height: 6-0				Weight: 165								
Born: 5/22/2007 in Santo Domingo, DR						Resides: Santo Domingo, DR												
Obtained: Signed by the Braves as an international free agent on January 15, 2024.																		
Year	Club	AVG	G	AB	R	H	2B	3B	HR	RBI	SH	SF	HP	BB	SO	SB-CS	OBP	SLG
2024	Braves	.250	44	144	20	36	7	1	1	14	0	0	0	21	16	9-6	.346	.333

MCCABE, DAVID INFIELDER

Bats: S		Throws: R		Height: 6-4		Weight: 235													
Born: 3/25/00 in Oshawa, ON		Resides: Oshawa, ON																	
School: North Carolina - Charlotte																			
Obtained: Selected by the Braves in the fourth round of the 2022 First-Year Player Draft.																			
Year	Club	AVG	G	AB	R	H	2B	3B	HR	RBI	SH	SF	HP	BB	SO	SB-CS	OBP	SLG	E
2022	FCL Braves	.000	2	6	1	0	0	0	0	0	0	0	0	1	0	0-0	.143	.000	2
	Augusta	.260	26	100	14	26	6	0	1	23	0	3	0	15	27	0-2	.348	.350	4
2023	Augusta	.267	42	146	26	39	7	1	8	25	0	2	1	27	47	1-1	.381	.493	8
	Rome	.281	81	292	37	82	16	0	9	50	0	3	0	53	66	9-1	.388	.428	14
2024	Mississippi	.137	35	117	12	16	3	0	2	9	0	0	0	24	42	2-0	.284	.214	
Minor Totals		.247	187	661	90	163	32	1	20	107	0	8	1	120	182	12-4	.360	.389	

MCDONOUGH, LJ RIGHT-HANDED PITCHER

Bats: R		Throws: R				Height: 6-4				Weight: 198									
Born: 4/2/00 in Lasning, MI		Resides: Blanchard, OK																	
School: Florida Gulf Coast																			
Obtained: Signed by the Braves as a non-drafted free agent on July 16, 2023																			
Year	Club	W-L	ERA	G	GS	CG	SHO	SV	IP	H	R	ER	HR	HB	BB	SO	WP	BK	
2023	FCL Braves	0-0	0.00	2	0	0	0	0	2.0	3	3	0	0	0	0	2	0	0	
	Augusta	1-2	6.75	4	0	0	0	0	5.1	6	6	4	0	1	5	6	0	0	
2024	Augusta	2-3	5.06	25	0	0	0	4	37.1	38	26	21	3	0	24	52	8	0	
	Rome	1-0	0.93	8	0	0	0	0	9.2	7	1	1	0	0	9	14	3	0	
Minor Totals		4-5	4.31	39	0	0	0	4	54.1	54	36	26	3	1	38	74	11	0	

McINTYRE, DALTON OUTFIELDER

Bats: L		Throws: L		Height: 6-1		Weight: 165												
Born: 7/17/2003 in Jackson, TN				Resides: Oakfield, TN														
School: University of Southern Mississippi																		
Obtained: Drafted by the Braves in the 19th round (581st overall) of the 2024 First-Year Player Draft.																		
Year	Club	AVG	G	AB	R	H	2B	3B	HR	RBI	SH	SF	HP	BB	SO	SB-CS	OBP	SLG
2025 will be first professional season																		

McSTEEN, JAKE LEFT-HANDED PITCHER

Bats: R		Throws: R				Height: 6-0				Weight: 195								
Born: 3/12/96 in Tucson, AZ						Resides: Tucson, AZ												
School: Nebraska																		
Obtained: Signed by the Braves as a non-drafted free agent on May 8, 2021																		
Year	Club	W-L	ERA	G	GS	CG	SHO	SV	IP	H	R	ER	HR	HB	BB	SO	WP	BK
2021	Augusta	3-0	1.59	4	4	0	0	0	22.2	21	5	4	1	0	6	22	0	2
	Rome	2-5	4.33	18	13	0	0	0	72.2	83	49	35	12	2	20	69	4	0
2022	Rome	5-1	4.90	37	3	0	0	3	60.2	67	37	33	10	0	13	72	4	0
2023	Mississippi	1-2	4.13	40	0	0	0	1	56.2	61	30	26	10	1	18	51	3	0
2024	Mississippi	1-7	5.89	35	4	0	0	0	55.0	64	40	36	8	0	16	59	2	0
Minor Totals		12-15	4.51	134	24	0	0	4	267.2	296	161	134	41	3	73	273	13	2

MEJIA, IAN RIGHT-HANDED PITCHER

Bats: R **Throws:** R **Height:** 6-3 **Weight:** 205
Born: 1/31/00 in Nogales, AZ **Resides:** Sahuaritá, AZ
School: New Mexico State
Obtained: Selected by the Braves in the 11th round of the 2022 First-Year Player Draft.

Year	Club	W-L	ERA	G	GS	CG	SHO	SV	IP	H	R	ER	HR	HB	BB	SO	WP	BK
2022	FCL Braves	0-0	0.00	1	1	0	0	0	1.0	1	0	0	0	1	0	0	0	0
	Augusta	0-0	3.00	2	2	0	0	0	6.0	4	3	2	1	1	1	4	0	0
	Rome	0-1	4.66	3	3	0	0	0	9.2	11	5	5	0	0	4	9	0	0
2023	Rome	4-11	4.69	23	23	0	0	0	121.0	121	71	63	16	5	28	110	7	3
2024	Mississippi	8-7	3.47	24	23	3	3	1	124.1	108	53	48	9	7	56	123	3	1
	Gwinnett	0-1	33.75	1	1	0	0	0	1.1	5	5	5	2	0	3	1	0	0
Minor Totals		12-20	4.20	54	53	3	3	1	263.1	250	137	123	28	14	92	247	10	4

MEJIA, SAMUEL RIGHT-HANDED PITCHER

Bats: R **Throws:** R **Height:** 6-1 **Weight:** 160
Born: 6/17/2002 in Higuey, DR **Resides:** Higuey, DR
Obtained: Selected by the Braves from Tampa Bay in the 2024 Rule 5 Draft.

Year	Club	W-L	ERA	G	GS	CG	SHO	SV	IP	H	R	ER	HR	HB	BB	SO	WP	BK
2021	DSL Rays	3-1	2.63	12	6	0	0	0	51.1	43	22	15	2	6	15	44	5	1
2022	FCL Rays	0-1	2.25	14	0	0	0	5	20.0	14	7	5	1	0	6	22	1	0
2023	FCL Rays	4-1	1.46	16	0	0	0	3	24.2	13	6	4	1	6	4	32	2	1
	Charleston	0-0	5.59	5	0	0	0	1	9.2	10	7	6	2	3	4	16	1	2
2024	Charleston	4-2	5.98	33	0	0	0	5	52.2	57	38	35	7	3	20	61	6	2
Minor Totals		11-5	3.69	80	6	0	0	14	158.1	137	80	65	13	18	49	175	15	6

MEZA, ERNESTO RIGHT-HANDED PITCHER

Bats: R **Throws:** R **Height:** 6-1 **Weight:** 154
Born: 7/14/2007 in El Tigre, VZ **Resides:** El Tigre, VZ
Obtained: Signed by the Braves as an international free agent on October 30, 2024.

Year	Club	W-L	ERA	G	GS	CG	SHO	SV	IP	H	R	ER	HR	HB	BB	SO	WP	BK
2025 will be first professional season																		

MILITELLO, JUSTIN RIGHT-HANDED PITCHER

Bats: R **Throws:** R **Height:** 6-1 **Weight:** 190
Born: 12/3/03 in Howell, MI **Resides:** Howell, MI
School: Howell HS (MI)
Obtained: Signed by the Braves as a non-drafted free agent on August 5, 2022

Year	Club	W-L	ERA	G	GS	CG	SHO	SV	IP	H	R	ER	HR	HB	BB	SO	WP	BK
2024	FCL Braves	2-5	10.23	12	5	0	0	0	31.2	46	39	36	2	8	27	24	4	4

MILLIGAN, CODY INFIELDER

Bats: L **Throws:** R **Height:** 5-11 **Weight:** 175
Born: 12/23/98 in Denver, CO **Resides:** Binger, OK
School: Cowley County CC (KS)
Obtained: Selected by the Braves in the ninth round (277th overall) of the 2019 First-Year Player Draft
Signed By: Jon French

2019 Review: Played in a team-high 59 games for Rookie Advanced Danville, recording a club-best 54 hits...Finished among Appalachian League leaders in walks (1st, 44), stolen bases (5th, 12) and on-base percentage (6th, .384)...**Amateur:** With Cowley County Community College in 2019, hit .453 and recorded a school record nine triples...Was also successful on all 30 stolen base attempts.

Year	Club	AVG	G	AB	R	H	2B	3B	HR	RBI	SH	SF	HP	BB	SO	SB-CS	OBP	SLG	E
2019	Danville	.252	59	214	37	54	7	0	1	12	0	2	3	44	54	12-6	.384	.299	11
2021	Rome	.230	96	352	60	81	13	3	1	31	1	4	6	47	97	15-11	.328	.293	15
2022	Rome	.329	55	210	55	69	17	3	1	15	0	1	2	49	46	7-1	.458	.452	4
	Mississippi	.271	68	273	37	74	10	1	1	21	0	6	2	32	58	14-0	.345	.326	20
2023	FCL Braves	.429	2	7	2	3	0	0	1	1	0	0	0	0	1	1-0	.429	.857	0
	Mississippi	.280	69	261	49	73	16	5	3	22	0	4	5	38	67	23-4	.377	.414	4
2024	Mississippi	.242	105	388	45	94	18	6	5	38	1	1	3	33	104	38-8	.306	.358	
Minor Totals		.263	454	1705	285	448	81	18	13	140	2	18	21	243	427	110-30	.358	.354	

MONTEVERDE, CARLOS *OUTFIELDER*

Bats: L		Throws: L				Height: 6-1				Weight: 177									
Born: 12/10/05 in Valencia, VZ						Resides: Cumana, VZ													
Obtained: Signed by the Braves as a non-drafted free agent on January 15, 2023																			
Year	Club	AVG	G	AB	R	H	2B	3B	HR	RBI	SH	SF	HP	BB	SO	SB-CS	OBP	SLG	E
2023	DSL Braves	.219	48	178	20	39	12	0	2	22	0	2	4	25	45	5-2	.325	.320	4
2024	DSL Braves	.264	24	72	14	19	6	0	0	9	0	2	1	19	23	0-2	.415	.347	
	FCL Braves	.400	10	30	3	12	4	0	0	4	0	0	0	7	4	0-0	.514	.533	
Minor Totals		.250	82	280	37	70	22	0	2	35	0	4	5	51	72	5-4	.371	.350	

MONTGOMERY, NICHOLAS *CATCHER*

Bats: R		Throws: R		Height: 6-4		Weight: 210												
Born: 11/7/2005 in Cypress, CA				Resides: Cypress, CA														
School: Cypress HS (CA)																		
Obtained: Drafted by the Braves in the fifth round (161st overall) of the 2025 First-Year Player Draft.																		
Year	Club	AVG	G	AB	R	H	2B	3B	HR	RBI	SH	SF	HP	BB	SO	SB-CS	OBP	SLG
2025 will be first professional season																		

MORAN, BRIAN *LEFT-HANDED PITCHER*

Bats: L		Throws: L				Height: 6-4				Weight: 230								
Born: 9/30/1988 in Rye, NY				Resides: Bronxville, NY														
Obtained: Signed by the Braves as a minor league free agent on January 28, 2023																		
Year	Club	W-L	ERA	G	GS	CG	SHO	SV	IP	H	R	ER	HR	HB	BB	SO	WP	BK
2009	Pulaski	1-0	3.72	6	0	0	0	2	9.2	6	5	4	0	0	2	14	1	0
	Clinton	0-3	2.89	12	0	0	0	0	18.2	14	7	6	0	0	7	17	0	0
2010	Clinton	4-1	1.34	22	0	0	0	3	40.1	34	8	6	0	0	6	48	3	0
	High Desert	2-0	1.42	17	0	0	0	1	25.1	22	4	4	0	0	2	29	0	0
2011	West Tenn	0-0	13.50	2	0	0	0	0	2.0	4	3	3	0	0	1	1	0	0
	Jackson	5-3	4.60	45	0	0	0	0	60.2	60	31	31	9	0	22	63	2	0
2012	Jackson	1-2	1.14	24	0	0	0	0	31.2	30	5	4	1	0	6	29	3	0
	Tacoma	3-3	3.89	23	0	0	0	2	37.0	23	17	16	6	0	12	53	4	1
2013	Tacoma	2-5	3.45	48	0	0	0	4	62.2	70	28	24	4	3	20	85	4	2
	Bakersfield	0-0	0.00	2	0	0	0	0	3.0	0	0	0	0	0	1	0	0	0
2015	Jackson	2-1	3.56	25	0	0	0	0	30.1	29	12	12	2	1	17	29	2	0
2016	Gwinnett	0-0	5.06	6	0	0	0	0	5.1	6	3	3	1	1	0	1	1	0
2017	Tulsa	0-1	1.89	19	0	0	0	1	19.0	12	4	4	1	1	3	27	0	0
2018	Hartford	0-1	2.42	19	0	0	0	0	22.1	15	7	6	1	3	7	32	0	0
	Tulsa	1-1	3.71	22	0	0	0	3	26.2	30	13	11	3	2	10	34	3	0
2019	Oklahoma City	1-1	6.17	9	0	0	0	0	11.2	16	9	8	0	1	5	10	0	0
	New Orleans	2-3	3.15	43	1	0	0	0	60.0	45	25	21	6	7	26	77	4	2
2020	MIA	1-0	4.26	10	0	0	0	0	6.1	6	3	3	1	2	2	10	0	0
	MIA	1-0	12.27	5	0	0	0	0	3.2	5	5	5	1	0	6	6	0	0
2021	TOR	0-0	0.00	2	0	0	0	0	1.0	1	0	0	0	0	0	1	0	0
	Durham	1-0	2.16	53	0	0	0	1	50.0	29	15	12	1	9	14	65	2	0
2022	Salt Lake	5-2	4.07	45	1	0	0	0	48.2	49	25	22	7	6	14	52	2	1
	LAA	0-0	54.00	1	0	0	0	0	0.1	3	2	2	1	0	1	0	0	0
2023	Gwinnett	2-1	3.21	38	0	0	0	2	47.2	41	17	17	6	4	20	58	3	0
2024	Gwinnett	2-1	5.91	27	2	0	0	0	45.2	56	33	30	6	6	16	48	5	5
Minor Totals		34-29	3.34	507	4	0	0	19	658.1	591	271	244	54	44	211	772	39	11
Major Totals		2-0	7.94	18	0	0	0	0	11.1	15	10	10	3	2	9	17	0	0

MORTON, KADON *OUTFIELDER*

Bats: R

Throws: R

Height: 6-3

Weight: 190

Born: 11/19/2000 in Fort Smith, AR

Resides: Arlington, TX

School: Seguin (TX) HS

Obtained: Selected by the Braves in the 19th round of the 2019 First-Year Player Draft

Signed By: Raymond Corbett

Year	Club	W-L	ERA	G	GS	CG	SHO	SV	IP	H	R	ER	HR	HB	BB	SO	WP	BK
2024	FCL Braves	0-2	4.50	3	3	0	0	0	12.0	11	9	6	0	1	8	14	1	0
	Augusta	2-5	6.88	17	5	0	0	0	35.1	41	33	27	6	2	17	30	4	2
Minor Totals		2-7	6.27	20	8	0	0	0	47.1	52	42	33	6	3	25	44	5	2

MURPHY, OWEN RIGHT-HANDED PITCHER**Bats:** R**Throws:** R**Height:** 6-1**Weight:** 190**Born:** 9/27/03 in Chicago, IL**Resides:** Riverside, IL**School:** Riverside Brookfield HS (IL)**Obtained:** Selected by the Braves in the first round of the 2022 First-Year Player Draft.

Year	Club	W-L	ERA	G	GS	CG	SHO	SV	IP	H	R	ER	HR	HB	BB	SO	WP	BK
2022	FCL Braves	0-0	0.00	2	2	0	0	0	5.0	2	0	0	0	0	0	7	0	0
	Augusta	0-1	7.71	3	3	0	0	0	7.0	5	6	6	0	0	6	10	1	0
2023	Rome	0-1	4.76	3	3	0	0	0	17.0	21	10	9	1	0	4	16	0	0
2024	Rome	4-2	1.54	7	7	0	0	0	41.0	18	9	7	2	1	12	60	0	0
Minor Totals		10-7	3.79	33	33	0	0	0	142.2	108	68	60	11	4	50	190	9	6

NIAZOA, ROIBER INFILDER**Bats:** R**Throws:** R**Height:** 6-0**Weight:** 175**Born:** 12/23/2004 in Barguismeto, VZ**Resides:** Quibor, VZ**Obtained:** Signed by the Braves as an international free agent on January 17, 2023.

Year	Club	AVG	G	AB	R	H	2B	3B	HR	RBI	SH	SF	HP	BB	SO	SB-CS	OBP	SLG
2023	DSL Braves	.174	32	86	13	15	6	0	0	9	1	2	2	12	33	4-0	.284	.244
2024	FCL Braves	.233	30	73	10	17	3	1	0	7	0	0	5	13	23	1-0	.385	.301
Minor Totals		.201	62	159	23	32	9	1	0	16	1	2	7	25	56	5-0	.332	.270

NIEBLAS, ANGEL INFILDER**Bats:** R**Throws:** R**Height:** 5-8**Weight:** 170**Born:** 9/4/05 in Hermosillo, MX**Resides:** Hermosillo, MX**Obtained:** Signed by the Braves as a non-drafted free agent on January 19, 2023

Year	Club	AVG	G	AB	R	H	2B	3B	HR	RBI	SH	SF	HP	BB	SO	SB-CS	OBP	SLG	E
2023	DSL Braves	.256	41	133	19	34	5	2	1	9	0	0	4	13	28	8-2	.340	.346	6
2024	FCL Braves	.208	36	101	11	21	7	0	0	10	1	2	3	12	28	5-2	.305	.277	
Minor Totals		.235	77	234	30	55	12	2	1	19	1	2	7	25	56	13-4	.325	.316	

NIEKRO, JJ RIGHT-HANDED PITCHER**Bats:** L**Throws:** R**Height:** 6-0**Weight:** 210**Born:** 1/28/98 in Brandon, FL**Resides:** Plant City, FL**School:** Florida Southern College**Obtained:** Signed by the Braves as a non-drafted free agent on July 22, 2021

Year	Club	W-L	ERA	G	GS	CG	SHO	SV	IP	H	R	ER	HR	HB	BB	SO	WP	BK
2021	FCL Braves	2-0	2.76	10	0	0	0	0	16.1	18	16	5	0	0	9	23	3	1
2022	Augusta	7-1	2.09	15	8	0	0	0	73.1	58	19	17	6	1	17	77	4	1
	Rome	3-2	4.88	9	9	0	0	0	48.0	52	28	26	5	1	16	37	5	0
2023	Augusta	6-3	4.71	18	18	0	0	0	72.2	62	43	38	8	3	28	97	8	6
2024	Mississippi	1-4	4.02	8	8	0	0	0	40.1	38	21	18	3	0	14	36	0	1
Minor Totals		17-11	3.84	73	32	0	0	0	262.2	259	136	112	25	6	92	248	21	3

NUÑEZ, JORGE RIGHT-HANDED PITCHER**Bats:** R**Throws:** R**Height:** 6-2**Weight:** 174**Born:** 8/30/2007 in Maracay, VZ**Resides:** San Diego, VZ**Obtained:** Signed by the Braves as an international free agent on January 15, 2024.

Year	Club	W-L	ERA	G	GS	CG	SHO	SV	IP	H	R	ER	HR	HB	BB	SO	WP	BK
2024	Braves	0-0	4.02	10	0	0	0	0	15.2	4	9	7	0	5	20	13	8	0

OGANS, KESHAWN INFILDER**Bats:** R**Throws:** R**Height:** 5-10**Weight:** 178**Born:** 8/26/01 in San Francisco, CA**Resides:** San Mateo, CA**School:** California Berkeley**Obtained:** Selected by the Braves in the 20th round of the 2022 First-Year Player Draft.

Year	Club	AVG	G	AB	R	H	2B	3B	HR	RBI	SH	SF	HP	BB	SO	SB-CS	OBP	SLG	E
2022	FCL Braves	.143	3	7	2	1	0	0	0	0	0	0	0	1	4	0-0	.250	.143	1
	Augusta	.286	18	77	13	22	2	0	1	9	0	1	5	5	12	9-0	.364	.351	2
	Rome	.167	7	24	3	4	1	0	0	1	0	1	0	3	7	0-0	.250	.208	0
2023	Rome	.266	113	388	43	103	22	1	9	67	1	5	14	46	87	10-8	.360	.397	14
2024	Mississippi	.219	100	357	40	78	13	2	1	26	1	1	7	27	75	16-8	.286	.275	
Minor Totals		.244	242	853	101	208	38	3	11	103	2	8	26	82	185	35-16	.326	.334	

OLSAVSKY, JOE INFIELDER

Bats: RThrows: RHeight: 6-1Weight: 180

Born: 3/29/02 in Pittsburgh, PAResides: Pittsburgh, PA

School: John Carroll University (OH)

Obtained: Signed by the Braves as a non-drafted free agent on July 15, 2023

Year	Club	AVG	G	AB	R	H	2B	3B	HR	RBI	SH	SF	HP	BB	SO	SB-CS	OBP	SLG	E
2023	FCL Braves	.500	1	2	0	1	0	0	0	0	0	0	0	1	0	0-0	.667	.500	0
2024	Augusta	.176	63	188	28	33	8	1	2	19	0	0	11	33	60	6-5	.332	.261	
	Rome	.250	15	48	8	12	5	0	0	3	0	0	0	8	18	0-0	.357	.354	
Minor Totals		.193	79	238	36	46	13	1	2	22	0	0	11	42	78	6-5	.340	.282	

ORELLANA, JOSNAIDER CATCHER

Bats: RThrows: RHeight: 5-11Weight: 175

Born: 9/26/04 in Maracay, VZResides: Maracay, VZ

Obtained: Signed by the Braves as a non-drafted free agent on January 15, 2022

Year	Club	AVG	G	AB	R	H	2B	3B	HR	RBI	SH	SF	HP	BB	SO	SB-CS	OBP	SLG	E
2022	FCL Braves	.197	25	76	14	15	3	0	0	7	0	0	4	14	24	0-1	.351	.237	5
2023	DSL Braves	.317	39	123	19	39	6	0	0	19	0	1	3	14	23	3-0	.397	.366	4
2024	FCL Braves	.155	22	58	3	9	0	0	0	5	0	0	0	7	17	1-0	.246	.155	
Minor Totals		.245	86	257	36	63	9	0	0	31	0	1	7	35	64	4-1	.350	.280	

ORTIZ, HAYDER RIGHT-HANDED PITCHER

Bats: RThrows: RHeight: 6-2Weight: 170

Born: 11/14/01 in Cartagena, ColombiaResides: Cartagena, Colombia

Obtained: Signed by the Braves as a non-drafted free agent on February 27, 2020

Year	Club	W-L	ERA	G	GS	CG	SHO	SV	IP	H	R	ER	HR	HB	BB	SO	WP	BK
2022	FCL Braves	0-1	2.45	5	3	0	0	1	7.1	3	3	2	0	4	12	8	2	0
2023	Did not pitch in 2023 (recovery from Tommy John surgery)																	
2024	FCL Braves	1-0	19.73	10	0	0	0	2	8.2	9	19	19	1	4	16	16	5	2
	Augusta	1-1	7.36	7	0	0	0	0	7.1	10	8	6	0	3	7	11	3	0
Minor Totals		2-2	10.41	22	3	0	0	3	23.1	22	30	27	1	11	35	35	10	2

OWEN, HARRY CATCHER

Bats: RThrows: RHeight: 6-3Weight: 225

Born: 3/7/02 in Tarzana, CAResides: Aliso Viejo, CA

School: Cosumnes River College (CA)

Obtained: Signed by the Braves as a non-drafted free agent on July 22, 2022

Year	Club	AVG	G	AB	R	H	2B	3B	HR	RBI	SH	SF	HP	BB	SO	SB-CS	OBP	SLG	E
2022	FCL Braves	.222	7	18	2	4	0	0	1	1	0	0	0	4	2	0-0	.364	.389	1
	Augusta	.000	2	7	0	0	0	0	0	0	0	0	1	1	1	0-0	.222	.000	1
2023	FCL Braves	.228	20	57	6	13	2	0	0	11	0	1	5	12	16	1-0	.400	.263	2
2024	FCL Braves	.120	7	25	1	3	0	0	0	3	0	0	0	1	6	0-0	.154	.120	
	Augusta	.222	50	162	14	36	6	1	3	16	0	2	2	13	37	0-0	.285	.327	
Minor Totals		.208	86	269	23	56	8	1	4	31	0	3	8	31	62	1-0	.306	.290	

PAEZ, STYVEN RIGHT-HANDED PITCHER

Bats: RThrows: RHeight: 5-11Weight: 170

Born: 10/29/04 in Rio San Juan, DRResides: Rio San Juan, DR

Obtained: Signed by the Braves as a non-drafted free agent on November 24, 2022

Year	Club	W-L	ERA	G	GS	CG	SHO	SV	IP	H	R	ER	HR	HB	BB	SO	WP	BK
2023	DSL Braves	0-3	5.34	11	5	0	0	0	32.0	31	23	19	2	3	16	30	6	0
2024	Missed entire 2024 season due to injury																	

PAOLINI, STEPHEN **OUTFIELDER**

Bats: L **Throws:** L **Height:** 6-2 **Weight:** 195

Born: 11/23/2000 in Fairfield, CT **Resides:** Boynton Beach, FL

School: St Joseph's (CT) HS

Obtained: Selected by the Braves in the fifth round (157th overall) of the 2019 First-Year Player Draft

Signed By: Theodore Lekas Jr.

Year	Club	AVG	G	AB	R	H	2B	3B	HR	RBI	SH	SF	HP	BB	SO	SB-CS	OBP	SLG	E
2019	GCL Braves	.192	35	120	15	23	6	0	0	8	0	1	0	22	37	2-1	.315	.242	2
2021	Augusta	.171	105	345	44	59	11	3	4	24	0	3	5	39	167	15-6	.263	.255	7
2022	Augusta	.218	111	394	60	86	18	3	7	47	0	5	5	64	128	18-9	.331	.333	3
2023	Rome	.208	71	197	24	41	8	2	3	18	1	1	5	37	91	6-2	.346	.315	1
2024	Rome	.220	102	350	51	77	17	2	5	44	0	4	3	47	131	20-2	.314	.323	
Minor Totals		.203	424	1406	194	286	60	10	19	141	1	14	18	209	554	61-20	.312	.301	

PARABABIRE, LUIS **CATCHER**

Bats: R **Throws:** R **Height:** 5-10 **Weight:** 195

Born: 4/8/06 in Lecheria, VZ **Resides:** Barcelona, VZ

Obtained: Signed by the Braves as a non-drafted free agent on January 15, 2023

Year	Club	AVG	G	AB	R	H	2B	3B	HR	RBI	SH	SF	HP	BB	SO	SB-CS	OBP	SLG	E
2023	DSL Braves	.255	29	94	15	24	8	0	2	19	0	0	6	13	25	2-1	.381	.404	3
2024	FCL Braves	.262	24	61	14	16	11	0	0	7	0	0	4	18	15	0-0	.458	.443	
	Augusta	.111	3	9	0	1	0	0	0	0	0	0	0	1	6	1-0	.200	.111	
Minor Totals		.250	56	164	29	41	19	0	2	26	0	0	10	32	46	3-1	.403	.402	

PATÍÑO, MARCO **RIGHT-HANDED PITCHER**

Bats: R **Throws:** R **Height:** 6-0 **Weight:** 175

Born: 11/17/04 in Mazatlán, MX **Resides:** Jalisco, MX

Obtained: Signed by the Braves as a non-drafted free agent on April 22, 2022

Year	Club	W-L	ERA	G	GS	CG	SHO	SV	IP	H	R	ER	HR	HB	BB	SO	WP	BK
2022	FCL Braves	3-2	2.84	13	0	0	0	2	25.1	26	11	8	2	0	10	22	4	0
2023	FCL Braves	3-1	4.32	14	0	0	0	1	25.0	22	16	12	3	2	6	22	4	0
2024	FCL Braves	3-2	6.18	14	2	0	0	2	27.2	29	20	19	1	4	23	20	3	2
Minor Totals		9-5	4.50	41	2	0	0	5	78.0	77	47	39	6	6	39	64	11	2

PERDOMO, JOSE **INFIELDER**

Bats: R **Throws:** R **Height:** 5-11 **Weight:** 180

Born: 9/20/2006 in Maturin, VZ **Resides:** Agua Blanca, VZ

Obtained: Signed by the Braves as an international free agent on January 15, 2024.

Year	Club	AVG	G	AB	R	H	2B	3B	HR	RBI	SH	SF	HP	BB	SO	SB-CS	OBP	SLG
2024	Braves	.250	8	20	3	5	0	0	0	0	0	0	0	2	4	2-1	.318	.250

PIÑA, RUDIT **RIGHT-HANDED PITCHER**

Bats: R **Throws:** R **Height:** 6-3 **Weight:** 170

Born: 3/20/06 in Bobare, VZ **Resides:** Barquisimeto, VZ

Obtained: Signed by the Braves as a non-drafted free agent on January 15, 2023

Year	Club	W-L	ERA	G	GS	CG	SHO	SV	IP	H	R	ER	HR	HB	BB	SO	WP	BK
2023	DSL Braves	0-5	7.90	11	5	0	0	0	27.1	28	26	24	1	3	27	18	6	0
2024	DSL Braves	0-3	3.93	12	10	0	0	0	36.2	24	18	16	1	4	27	43	10	0
Minor Totals		0-8	5.63	23	15	0	0	0	64.0	52	44	40	2	7	54	61	16	0

PINALES, YOSTIN **RIGHT-HANDED PITCHER**

Bats: R **Throws:** R **Height:** 6-2 **Weight:** 180

Born: 1/30/2008 in Bajos De Haina, DR **Resides:** San Cristobal, DR

Obtained: Signed by the Braves as an international free agent on January 15, 2025.

Year	Club	W-L	ERA	G	GS	CG	SHO	SV	IP	H	R	ER	HR	HB	BB	SO	WP	BK
------	------	-----	-----	---	----	----	-----	----	----	---	---	----	----	----	----	----	----	----

2025 will be first professional season

PINEDA, ALEN CATCHER

Bats: R		Throws: R		Height: 5-10		Weight: 180													
Born: 11/4/04 in Mazatlán, MX				Resides: Mazatlán, MX															
Obtained: Signed by the Braves as a non-drafted free agent on January 18, 2022																			
Year	Club	AVG	G	AB	R	H	2B	3B	HR	RBI	SH	SF	HP	BB	SO	SB-CS	OBP	SLG	E
2022	FCL Braves	.105	29	76	6	8	2	0	0	7	0	1	7	22	21	2-0	.349	.132	4
2024	FCL Braves	.067	17	45	4	3	0	1	1	2	0	0	3	5	18	0-0	.208	.178	
	Augusta	.091	3	11	0	1	0	0	0	0	0	0	0	1	8	0-0	.167	.091	
Minor Totals		.113	75	194	17	22	3	2	1	13	0	3	12	33	69	3-1	.277	.165	

PINERO, YANDER RIGHT-HANDED PITCHER

Bats: R		Throws: R				Height: 6-3				Weight: 165								
Born: 6/8/2007 in San Felipe, VZ				Resides: San Felipe, VZ														
Obtained: Signed by the Braves as an international free agent on January 15, 2024.																		
Year	Club	W-L	ERA	G	GS	CG	SHO	SV	IP	H	R	ER	HR	HB	BB	SO	WP	BK
2024	Braves	0-1	6.75	9	3	0	0	1	24.0	29	20	18	0	2	21	27	3	1

PIRELA, YORVI RIGHT-HANDED PITCHER

Bats: R		Throws: R				Height: 6-0				Weight: 160								
Born: 1/3/05 in Maracay, VZ				Resides: Maracay, VZ														
Obtained: Signed by the Braves as a non-drafted free agent on January 15, 2022																		
Year	Club	W-L	ERA	G	GS	CG	SHO	SV	IP	H	R	ER	HR	HB	BB	SO	WP	BK
2022	FCL Braves	7-1	3.92	13	1	0	0	0	39.0	46	22	17	3	3	13	28	3	1
2023	FCL Braves	0-1	11.85	12	0	0	0	0	13.2	18	18	18	4	2	13	12	0	1
2024	FCL Braves	0-1	4.78	17	0	0	0	0	26.1	33	15	14	5	0	14	21	1	0
Minor Totals		7-3	5.58	42	1	0	0	0	79.0	97	55	49	12	5	40	61	4	2

POLO, DAVIS RIGHT-HANDED PITCHER

Bats: R		Throws: R				Height: 6-1				Weight: 150								
Born: 10/27/04 in Cali, Colombia		Resides: Cali, Colombia																
Obtained: Signed by the Braves as a non-drafted free agent on April 20, 2022																		
Year	Club	W-L	ERA	G	GS	CG	SHO	SV	IP	H	R	ER	HR	HB	BB	SO	WP	BK
2022	FCL Braves	2-2	5.03	10	2	0	0	0	19.2	18	12	11	1	1	6	26	3	1
2023	FCL Braves	1-4	4.40	13	9	0	0	0	45.0	37	23	22	6	3	14	32	4	1
2024	Augusta	1-9	5.16	15	12	0	0	0	59.1	65	37	34	5	0	14	53	4	1
Minor Totals		4-15	4.86	38	23	0	0	0	124.0	120	72	67	12	4	34	111	11	3

PREVOSTI, LIONEL RIGHT-HANDED PITCHER

Bats: R		Throws: R		Height: 6-4		Weight: 188												
Born: 3/30/2007 in Santo Domingo, DR				Resides: Santo Domingo, DR														
Obtained: Signed by the Braves as an international free agent on January 15, 2025.																		
Year	Club	W-L	ERA	G	GS	CG	SHO	SV	IP	H	R	ER	HR	HB	BB	SO	WP	BK
								2025 will be first professional season										

QUINTERO, GERALDO INFIELDER

Bats: S		Throws: R				Height: 5-8				Weight: 155									
Born: 10/10/01 in Puerto Cabello, Venezuela						Resides: Valencia, Venezuela													
Obtained:		Signed by the Braves as a non-drafted free agent on February 15, 2019																	
Year	Club	AVG	G	AB	R	H	2B	3B	HR	RBI	SH	SF	HP	BB	SO	SB-CS	OBP	SLG	E
2019	DSL Braves	.264	58	197	35	52	10	3	2	22	2	1	7	30	28	21-8	.379	.376	4
2021	FCL Braves	.207	40	121	23	25	2	3	0	6	0	1	2	17	26	12-5	.312	.273	4
2022	Augusta	.262	91	362	61	95	22	9	6	47	0	2	7	48	69	26-8	.358	.423	20
	Rome	.238	22	80	12	19	4	0	2	12	0	1	4	10	22	8-3	.347	.363	7
2023	Rome	.251	112	406	54	102	11	5	3	41	1	1	4	55	88	29	.346	.325	10
2024	Mississippi	.240	94	288	47	69	8	3	3	29	0	4	10	33	66	32-16	.334	.319	
Minor Totals		.249	417	1454	232	362	57	23	16	157	3	10	34	193	299	128-53	.348	.353	

REYES, JEREMY RIGHT-HANDED PITCHER

Bats: R Throws: R Height: 6-1 Weight: 170
Born: 1/11/06 in Turmero, VZ Resides: Turmero, VZ
Obtained: Signed by the Braves as a non-drafted free agent on January 15, 2023

Year	Club	W-L	ERA	G	GS	CG	SHO	SV	IP	H	R	ER	HR	HB	BB	SO	WP	BK
2023	DSL Braves	0-2	5.40	5	4	0	0	0	8.1	9	8	5	0	2	6	7	2	0
2024	FCL Braves	0-1	1.25	5	4	0	0	0	21.2	13	5	3	0	0	13	23	2	2
	Augusta	1-2	3.00	4	4	0	0	0	15.0	13	7	5	0	0	12	9	0	0
Minor Totals		1-5	2.60	14	12	0	0	0	45.0	35	20	13	0	2	31	39	4	2

REYES, RAUDY RIGHT-HANDED PITCHER

Bats: R Throws: R Height: 6-4 Weight: 210
Born: 8/22/2008 in Santo Domingo, DR Resides: Santo Domingo, DR
Obtained: Signed by the Braves as an international free agent on January 15, 2025.

Year	Club	W-L	ERA	G	GS	CG	SHO	SV	IP	H	R	ER	HR	HB	BB	SO	WP	BK
2025 will be first professional season																		

REYNO, ELIAS OUTFIELDER

Bats: R Throws: R Height: 6-1 Weight: 165
Born: 4/17/2008 in La Romana, DR Resides: La Romana, DR
Obtained: Signed by the Braves as an international free agent on January 15, 2025.

Year	Club	AVG	G	AB	R	H	2B	3B	HR	RBI	SH	SF	HP	BB	SO	SB-CS	OBP	SLG
2025 will be first professional season																		

RITCHIE, JR RIGHT-HANDED PITCHER

Bats: R Throws: R Height: 6-2 Weight: 180
Born: 6/26/03 in Seattle, WA Resides: Bainbridge Island, WA
School: Bainbridge HS (WA)
Obtained: Selected by the Braves in the CB-A round (35th overall) of the 2022 First-Year Player Draft.

Year	Club	W-L	ERA	G	GS	CG	SHO	SV	IP	H	R	ER	HR	HB	BB	SO	WP	BK
2022	FCL Braves	0-0	0.00	2	2	0	0	0	4.1	2	0	0	0	0	1	4	1	0
	Augusta	0-0	2.70	3	3	0	0	0	10.0	7	3	3	1	1	4	10	0	0
2023	Augusta	0-1	5.40	4	4	0	0	0	13.1	11	9	8	0	0	3	25	0	0
2024	FCL Braves	0-1	6.14	3	3	0	0	0	7.1	6	5	5	1	1	5	8	1	0
	Augusta	1-3	1.95	7	6	0	0	0	32.1	23	11	7	3	3	10	40	0	1
	Rome	1-1	3.60	2	2	0	0	0	10.0	10	5	4	2	0	2	8	2	0
Minor Totals		2-6	3.14	21	20	0	0	0	77.1	59	33	27	7	5	25	95	4	1

RIVAS, ALBERT RIGHT-HANDED PITCHER

Bats: R Throws: R Height: 5-10 Weight: 180
Born: 2/18/03 in Valera, Venezuela Resides: Ocumare del Tuy, Venezuela
Obtained: Signed by the Braves as a non-drafted free agent on July 2, 2019
Signed By: Edison Sanchez

Year	Club	W-L	ERA	G	GS	CG	SHO	SV	IP	H	R	ER	HR	HB	BB	SO	WP	BK
2022	FCL Braves	3-2	4.85	13	4	0	0	0	42.2	48	27	23	2	7	10	45	1	1
2023	FCL Braves	1-1	4.26	5	1	0	0	1	19.0	16	11	9	2	2	4	19	0	0
2024	FCL Braves	1-0	2.40	11	0	0	0	4	15.0	17	6	4	0	1	5	13	2	1
	Augusta	2-2	4.64	14	0	0	0	3	21.1	20	12	11	1	1	6	21	3	1
Minor Totals		7-5	4.32	43	5	0	0	8	98.0	101	56	47	5	11	25	98	6	3

RODRIGUEZ, DAVID RIGHT-HANDED PITCHER

Bats: L Throws: R Height: 6-2 Weight: 215
Born: 12/31/01 in Sacramento, CA Resides: Vacaville, CA
School: San Joaquin Delta College (CA)
Obtained: Selected by the Braves in the 15th round of the 2023 First-Year Player draft.

Year	Club	W-L	ERA	G	GS	CG	SHO	SV	IP	H	R	ER	HR	HB	BB	SO	WP	BK
2024	FCL Braves	0-2	5.35	9	6	0	0	0	33.2	31	21	20	2	0	15	29	7	0
	Augusta	2-3	4.97	7	2	0	0	0	25.1	28	15	14	2	0	9	19	1	0
Minor Totals		2-5	5.19	16	8	0	0	0	59.0	59	36	34	4	0	24	48	8	0

RODRIGUEZ, JOHAN CATCHER

Bats: L				Throws: R				Height: 6-0				Weight: 161						
Born: 4/9/2008 in Los Guayos, VZ								Resides: Los Guayos, VZ										
Obtained: Signed by the Braves as an international free agent on January 17, 2025.																		
Year	Club	AVG	G	AB	R	H	2B	3B	HR	RBI	SH	SF	HP	BB	SO	SB-CS	OBP	SLG
2025 will be first professional season																		

SAMUELS, LOGAN RIGHT-HANDED PITCHER

Bats: R		Throws: R				Height: 6-4				Weight: 180								
Born: 2/18/2002 in Jasper, AL				Resides: Winfield, AL														
Obtained: Drafted by the Braves in the eighth round (251st overall) of the 2024 First-Year Player Draft.																		
Year	Club	W-L	ERA	G	GS	CG	SHO	SV	IP	H	R	ER	HR	HB	BB	SO	WP	BK
2024	Augusta	0-0	0.00	1	1	0	0	0	1.0	1	0	0	0	0	0	1	0	0

SANCHEZ, JUAN RIGHT-HANDED PITCHER

Bats: R		Throws: R				Height: 6-2				Weight: 180								
Born: 5/21/2003 in Hato Mayor, DR				Resides: Hato Mayor, DR														
Obtained: Signed by the Braves as an international free agent on February 18, 2022.																		
Year	Club	W-L	ERA	G	GS	CG	SHO	SV	IP	H	R	ER	HR	HB	BB	SO	WP	BK
2022	DSL Braves	2-2	3.68	13	0	0	0	1	29.1	21	13	12	0	3	20	28	9	0
2023	FCL Braves	0-2	11.68	10	5	0	0	0	12.1	11	18	16	1	1	19	13	6	1
2024	Braves	1-1	2.45	4	0	0	0	0	7.1	8	5	2	0	2	4	8	5	1
	Augusta	0-1	3.58	19	0	0	0	2	37.2	26	15	15	2	9	29	42	7	1
Minor Totals		3-6	4.67	46	5	0	0	3	86.2	66	51	45	3	15	72	91	27	3

SANCHEZ, LUIS INFILDER

Bats: R		Throws: R				Height: 5-9				Weight: 165									
Born: 1/16/04 in Panamá, PAN		Resides: Panamá, PAN																	
Obtained: Signed by the Braves as a non-drafted free agent on January 17, 2022																			
Year	Club	AVG	G	AB	R	H	2B	3B	HR	RBI	SH	SF	HP	BB	SO	SB-CS	OBP	SLG	E
2022	DSL Braves	.287	34	101	20	29	3	0	1	16	0	3	7	21	10	13-1	.432	.347	6
2023	FCL Braves	.240	46	150	28	36	4	2	1	22	0	1	2	34	28	7-4	.385	.313	7
2024	Augusta	.226	86	314	32	71	8	2	1	28	0	2	6	26	62	14-6	.296	.274	
Minor Totals		.241	167	565	80	136	15	4	3	66	0	6	15	81	100	34-11	.348	.297	

SCHANAMAN, SHAY RIGHT-HANDED PITCHER

Bats: R		Throws: R		Height: 6-0		Weight: 200												
Born: 8/12/99 in Hastings, NE				Resides: Lincoln, NE														
School: Nebraska																		
Obtained: Signed by the Braves as a non-drafted free agent on July 19, 2023																		
Year	Club	W-L	ERA	G	GS	CG	SHO	SV	IP	H	R	ER	HR	HB	BB	SO	WP	BK
2023	FCL Braves	0-0	0.00	1	0	0	0	0	1.0	0	0	0	0	0	0	1	0	0
	Augusta	0-0	0.00	4	0	0	0	1	7.1	2	0	0	0	1	1	9	0	0
	Rome	0-1	2.45	5	0	0	0	1	7.1	8	3	2	0	0	4	6	4	0
2024	Rome	7-6	4.53	43	0	0	0	2	57.2	51	34	29	6	7	16	66	4	1
Minor Totals		7-7	3.80	53	0	0	0	4	73.1	61	37	31	6	8	21	82	8	1

SEAGLE, CHANDLER CATCHER

Bats: R Throws: R Height: 6-0 Weight: 190
Born: 5/23/1996 in New Bern, NC Resides: New Bern, NC
School: Appalachian State (NC)
Obtained: Signed by the Braves as a minor league free agent on January 16, 2025.

Year	Club	AVG	G	AB	R	H	2B	3B	HR	RBI	SH	SF	HP	BB	SO	SB-CS	OBP	SLG
2017	Tri-City	.229	24	83	7	19	4	0	1	8	1	0	4	6	21	1-1	.312	.313
	Fort Wayne	.148	10	27	1	4	1	0	0	4	0	1	0	0	12	0-0	.143	.185
2018	Tri-City	.213	17	47	6	10	2	0	0	5	0	1	4	8	16	2-0	.367	.255
	Fort Wayne	.042	9	24	0	1	0	0	0	0	0	0	1	2	12	0-0	.148	.042
2019	FCL Padres	.223	27	94	14	21	9	0	1	11	0	1	2	12	29	1-0	.321	.351
	Fort Wayne	.227	6	22	4	5	2	0	0	2	0	1	0	0	5	0-0	.217	.318
	FCL Padres	.223	27	94	14	21	9	0	1	11	0	1	2	12	29	1-0	.321	.351
2021	San Antonio	.190	53	158	24	30	9	0	1	14	6	2	8	7	45	0-1	.257	.266
2022	San Antonio	.209	73	239	28	50	12	0	3	22	8	1	3	24	73	2-1	.288	.297
2023	San Antonio	.200	52	170	15	34	7	1	1	15	1	2	4	10	55	3-2	.258	.271
	El Paso	.233	16	60	7	14	2	0	2	8	1	0	0	3	24	1-1	.270	.367
	San Diego	.000	1	1	0	0	0	0	0	0	0	0	0	0	0	0-0	.000	.000
2024	El Paso	.180	38	100	10	18	7	0	1	5	2	0	0	5	40	0-1	.219	.280
Minor Totals		.201	325	1024	116	206	55	1	10	94	19	9	26	77	332	10-7	.272	.286
Major Totals		.000	1	1	0	0	0	0	0	0	0	0	0	0	0	0-0	.000	.000

SEARS, BRETT RIGHT-HANDED PITCHER

Bats: R Throws: R Height: 6-1 Weight: 205
Born: 5/2/2000 in Harlan, IA Resides: Westphalia, IA
School: Nebraska
Obtained: Drafted by the Braves in the seventh round of the 2024 First-Year Player Draft.

Year	Club	W-L	ERA	G	GS	CG	SHO	SV	IP	H	R	ER	HR	HB	BB	SO	WP	BK
2025 will be first professional season																		

SHAFER, JACOB RIGHT-HANDED PITCHER

Bats: R Throws: R Height: 6-8 Weight: 235
Born: 4/30/2002 in High Point, NC Resides: High Point, NC
School: North Carolina - Wilmington
Obtained: Drafted by the Braves in the 17th round (521st overall) of the 2024 First-Year Player Draft.

Year	Club	W-L	ERA	G	GS	CG	SHO	SV	IP	H	R	ER	HR	HB	BB	SO	WP	BK
2024	Augusta	1-1	1.35	5	5	0	0	0	20.0	15	6	3	0	0	7	24	1	0

SHOCKLEY, DYLAN CATCHER

Bats: R Throws: R Height: 5-11 Weight: 205
Born: 4/10/1997 in Portsmouth, OH Resides: Lucasville, OH
School: University of Rio Grande (OH)
Obtained: Selected by the Braves from Pittsburgh in the 2024 Rule 5 Draft.

Year	Club	AVG	G	AB	R	H	2B	3B	HR	RBI	SH	SF	HP	BB	SO	SB-CS	OBP	SLG
2019	FCL Pirates	.183	26	82	5	15	2	0	0	10	1	4	3	6	28	1-0	.253	.207
2021	FCL Pirates	.222	8	18	8	4	1	0	1	6	0	1	1	7	6	0-0	.444	.444
	Bradenton	.308	8	26	7	8	2	0	0	6	0	0	2	5	9	0-0	.455	.385
	Greensboro	.113	21	62	7	7	3	0	1	6	0	1	3	6	21	0-1	.222	.210
2022	Altoona	.147	24	68	4	10	3	0	0	2	1	0	6	7	34	1-0	.284	.191
2023	Altoona	.167	36	96	12	16	0	0	0	10	0	0	3	14	37	0-0	.292	.167
	Indianapolis	.000	2	6	0	0	0	0	0	0	0	0	0	0	3	0-0	.000	.000
2024	Indianapolis	.258	29	66	12	17	4	0	2	11	0	1	3	4	18	0-0	.324	.409
	Altoona	.167	11	24	0	4	0	0	0	1	3	0	1	0	8	0-0	.200	.167
Minor Totals		.181	165	448	55	81	15	0	4	52	5	7	22	49	164	2-1	.289	.241

SHOEMAKER, ADAM LEFT-HANDED PITCHER

Bats: L Throws: L Height: 6-6 Weight: 205
Born: 8/24/02 in Cambridge, ON Resides: Cambridge, ON
School: St. Benedict Catholic HS (ON)
Obtained: Selected by the Braves in the 11th round of the 2021 First-Year Player Draft

Year	Club	W-L	ERA	G	GS	CG	SHO	SV	IP	H	R	ER	HR	HB	BB	SO	WP	BK
2021	FCL Braves	0-1	6.75	3	2	0	0	0	5.1	3	5	4	0	0	7	6	3	0
2022	FCL Braves	0-5	5.73	10	8	0	0	0	33.0	32	22	21	1	1	19	30	5	4
	Augusta	0-0	14.40	3	3	0	0	0	5.0	7	8	8	0	1	5	7	1	0
2023	Augusta	2-7	6.06	22	14	0	0	1	68.1	67	56	46	9	6	52	67	7	4
2024	Augusta	2-4	6.20	24	3	0	0	2	69.2	61	53	48	3	7	61	91	13	1
Minor Totals		4-17	6.30	62	30	0	0	3	181.1	170	144	127	13	15	144	201	29	9

SIFONTES, LEWIS LEFT-HANDED PITCHER

Bats: L Throws: L Height: 5-9 Weight: 155
Born: 2/7/06 in Bolivar, VZ Resides: Margarita, VZ
Obtained: Signed by the Braves as a non-drafted free agent on January 15, 2023

Year	Club	W-L	ERA	G	GS	CG	SHO	SV	IP	H	R	ER	HR	HB	BB	SO	WP	BK
2023	DSL Braves	0-2	7.39	11	6	0	0	0	28.0	32	26	23	4	0	22	25	3	1
2024	DSL Braves	1-4	7.79	11	10	0	0	0	32.1	37	29	28	1	4	22	29	9	2
Minor Totals		1-6	7.61	22	16	0	0	0	60.1	69	55	51	5	4	44	54	12	3

SILVA, WILLIAM RIGHT-HANDED PITCHER

Bats: R Throws: R Height: 6-1 Weight: 185
Born: 8/2/01 in Miami, FL Resides: Miami, FL
School: Miami Dade CC Kendall (FL)
Obtained: Selected by the Braves in the 15th round of the 2022 First-Year Player Draft.

Year	Club	W-L	ERA	G	GS	CG	SHO	SV	IP	H	R	ER	HR	HB	BB	SO	WP	BK
2022	FCL Braves	2-0	0.00	3	0	0	0	0	4.0	2	0	0	0	0	2	2	0	0
	Augusta	0-1	15.43	2	0	0	0	0	2.1	5	4	4	0	0	3	3	0	0
Did Not Pitch in 2023 (Recovery from Tommy John Surgery)																		
2024	Augusta	1-1	2.51	17	0	0	0	2	28.2	25	12	8	0	3	9	37	0	0
	Rome	0-1	8.59	11	0	0	0	2	14.2	23	16	14	3	3	6	12	2	0
Minor Totals		3-3	4.71	33	0	0	0	4	49.2	55	32	26	3	6	20	54	2	0

SINNARD, LUKE RIGHT-HANDED PITCHER

Bats: R Throws: R Height: 6-8 Weight: 240
Born: 10/21/2002 in Nashville, TN Resides: Hendersonville, TN
School: Indiana
Obtained: Drafted by the Braves in the third round (99th overall) of the 2024 First-Year Player Draft.

Year	Club	W-L	ERA	G	GS	CG	SHO	SV	IP	H	R	ER	HR	HB	BB	SO	WP	BK
2025 will be first professional season																		

SMITH, AUSTIN RIGHT-HANDED PITCHER

Bats: R Throws: R Height: 6-4 Weight: 205
Born: 6/22/99 in Littleton, CO Resides: Leander, TX
School: Arizona
Obtained: Selected by the Braves in the 18th round of the 2021 First-Year Player Draft

Year	Club	W-L	ERA	G	GS	CG	SHO	SV	IP	H	R	ER	HR	HB	BB	SO	WP	BK
2021	Augusta	0-0	4.50	6	0	0	0	0	8	5	4	4	1	0	5	10	0	0
2022	Rome	2-3	4.62	45	0	0	0	13	48.2	38	25	25	4	7	18	61	6	2
2023	Mississippi	0-0	13.50	1	0	0	0	0	0.2	0	1	1	0	0	1	0	1	0
2024	FCL Braves	0-0	2.45	3	1	0	0	0	3.2	3	1	1	0	1	1	3	0	0
	Rome	0-1	4.05	6	0	0	0	1	6.2	7	4	3	0	0	4	8	2	1
	Mississippi	1-2	9.19	17	0	0	0	0	15.2	22	19	16	2	2	19	15	5	1
Minor Totals		3-6	5.40	78	1	0	0	14	83.1	75	54	50	7	10	48	97	14	4

STEELS, JAKE *OUTFIELDER*

Bats: R **Throws:** R **Height:** 6-0 **Weight:** 190
Born: 6/17/2002 in Santa Maria, CA **Resides:** San Luis Obispo, CA
School: Cal Poly Sal Luis Obispo
Obtained: Drafted by the Braves in the 18th round (551st overall) of the 2024 First-Year Player Draft.

Year	Club	AVG	G	AB	R	H	2B	3B	HR	RBI	SH	SF	HP	BB	SO	SB-CS	OBP	SLG
2024	Augusta	.231	12	39	5	9	1	0	0	3	0	1	2	5	12	2-1	.340	.256

STRICKLAND, SAMUEL *LEFT-HANDED PITCHER*

Bats: R **Throws:** L **Height:** 6-3 **Weight:** 220
Born: 3/26/99 in Birmingham, AL **Resides:** Birmingham, AL
School: Samford (AL)
Obtained: Selected by the Braves in the 19th round of the 2021 First-Year Player Draft

Year	Club	W-L	ERA	G	GS	CG	SHO	SV	IP	H	R	ER	HR	HB	BB	SO	WP	BK
2021	FCL Braves	2-0	8.03	9	0	0	0	1	12.1	13	11	11	3	0	8	13	2	0
2022	FCL Braves	0-0	10.80	1	1	0	0	0	1.2	2	2	2	1	0	1	1	0	0
	Augusta	5-2	3.41	14	11	0	0	0	60.2	63	30	23	3	1	20	60	7	0
2023	Augusta	5-2	2.76	20	5	0	0	4	62.0	58	26	19	4	4	13	68	2	0
	Rome	0-2	14.46	4	2	0	0	0	9.1	19	15	15	7	0	6	12	0	0
2024	Rome	2-2	1.67	39	0	0	0	3	59.1	46	17	11	2	0	15	66	5	0
Minor Totals		14-8	3.55	87	19	0	0	8	205.1	201	101	81	20	5	63	220	16	0

TAVAREZ, AMBIDORIS *INFIELDER*

Bats: R **Throws:** R **Height:** 6-0 **Weight:** 170
Born: 11/12/03 in San Cristobal, Dominican Republic **Resides:** San Cristobal, Dominican Republic
Obtained: Signed by the Braves as a non-drafted free agent on January 15, 2021

Amateur: Ranked by *Baseball America* as the 25th-best player of the 2020-21 international prospect class...Signed for \$1,500,000.

Year	Club	AVG	G	AB	R	H	2B	3B	HR	RBI	SH	SF	HP	BB	SO	SB-CS	OBP	SLG	E
2022	FCL Braves	.277	17	65	12	18	4	0	1	8	0	1	0	3	28	3-1	.304	.385	2
2023	Augusta	.216	108	416	61	90	19	5	7	34	0	1	19	44	196	21-20	.319	.337	24
2024	Rome	.199	50	181	23	36	7	3	3	22	0	1	4	22	80	11-4	.298	.320	
Minor Totals		.218	175	662	96	144	30	8	11	64	0	3	23	69	304	35-25	.312	.337	

TAVERAS, JHONLY *RIGHT-HANDED PITCHER*

Bats: R **Throws:** R **Height:** 6-1 **Weight:** 180
Born: 12/16/04 in Higuey, DR **Resides:** La Romana, DR
Obtained: Signed by the Braves as a non-drafted free agent on January 15, 2022

Year	Club	W-L	ERA	G	GS	CG	SHO	SV	IP	H	R	ER	HR	HB	BB	SO	WP	BK
2022	FCL Braves	2-0	3.05	12	9	0	0	0	44.1	28	19	15	4	3	30	39	8	0
2023	FCL Braves	1-4	9.89	14	2	0	0	1	23.2	21	29	26	2	6	25	13	4	3
2024	FCL Braves	1-6	7.84	12	10	0	0	0	31.0	31	33	27	3	5	34	30	5	2
Minor Totals		4-10	6.18	38	21	0	0	1	99.0	80	81	68	9	14	89	82	17	5

THOMPSON, ZACH RIGHT-HANDED PITCHER

Bats: R Throws: R Height: 6-7 Weight: 250
Born: 10/23/1993 in Fort Worth, TX Resides: Mansfield, TX
Obtained: Signed by the Braves as a minor league free agent on October 19, 2024.

Year	Club	W-L	ERA	G	GS	CG	SHO	SV	IP	H	R	ER	HR	HB	BB	SO	WP	BK
2014	Great Falls	2-3	3.27	11	11	0	0	0	44.0	43	22	16	6	2	14	26	3	0
2015	Kannapolis	3-8	4.44	16	16	0	0	0	75.0	77	48	37	2	3	37	64	10	0
2016	Kannapolis	6-3	2.62	16	16	0	0	0	86.0	58	33	25	5	7	39	88	11	1
	Winston-Salem	3-5	5.60	10	10	0	0	0	54.2	66	37	34	7	1	15	40	6	0
2017	Winston-Salem	2-7	5.50	33	14	0	0	0	93.1	102	74	57	8	6	50	73	14	0
	Winston-Salem	2-1	1.78	22	0	0	0	1	35.1	29	12	7	1	1	11	36	1	0
2018	Birmingham	4-0	1.35	21	0	0	0	1	40.0	28	9	6	3	1	18	40	4	0
	Birmingham	0-0	1.69	4	0	0	0	0	5.1	5	1	1	0	0	1	6	1	0
2019	Charlotte	5-2	5.50	41	0	0	0	0	70.1	79	46	43	15	2	23	78	8	0
2021	Jacksonville	0-0	6.60	8	0	0	0	1	15.0	22	11	11	4	1	2	21	1	0
	MIA	3-7	3.24	26	14	0	0	0	75.0	63	35	27	6	3	28	66	5	0
2022	PIT	3-10	5.18	29	22	0	0	0	121.2	138	76	70	19	3	46	90	5	0
	Dunedin	0-0	0.00	1	1	0	0	0	3.0	2	0	0	0	0	0	2	0	0
2023	Buffalo	6-6	4.61	24	24	0	0	0	105.1	100	56	54	14	7	48	80	2	0
2024	Did not pitch in 2024																	
Minor Totals		33-35	4.17	207	92	0	0	3	627.1	611	349	291	65	31	258	554	61	1
Major Totals		6-17	4.44	55	36	0	0	0	196.2	201	111	97	25	6	74	156	10	0

TOLVE, TYLER CATCHER

Bats: L Throws: R Height: 6-2 Weight: 195
Born: 7/16/2000 in Atlanta, GA Resides: Woodstock, GA
School: Kennesaw State (GA)
Obtained: Selected by the Braves in the 17th round of the 2021 First-Year Player Draft

Year	Club	AVG	G	AB	R	H	2B	3B	HR	RBI	SH	SF	HP	BB	SO	SB-CS	OBP	SLG	E
2021	FCL Braves	.000	1	2	0	0	0	0	0	0	0	0	0	0	1	0-0	.000	.000	
	Augusta	.294	23	85	12	25	3	2	2	10	0	0	1	6	28	2-0	.348	.447	
2022	Rome	.261	75	287	42	75	14	5	12	47	0	3	5	30	104	8-1	.339	.470	5
2023	Mississippi	.238	50	193	28	46	9	0	7	32	0	4	0	20	59	2-0	.304	.394	7
2024	Mississippi	.213	84	300	35	64	20	1	11	43	0	2	8	16	112	0-0	.270	.397	
Minor Totals		.242	233	867	117	210	46	8	32	132	0	9	14	72	304	12-1	.308	.425	

TORNES, DIEGO OUTFIELDER

Bats: S Throws: R Height: 6-2 Weight: 178
Born: 7/3/2008 in La Habana, CU Resides: Santo Domingo, DR
Obtained: Signed by the Braves as an international free agent on January 15, 2025.

Year	Club	AVG	G	AB	R	H	2B	3B	HR	RBI	SH	SF	HP	BB	SO	SB-CS	OBP	SLG
2025 will be first professional season																		

TOVAR, WUILINYER RIGHT-HANDED PITCHER

Bats: R Throws: R Height: 6-2 Weight: 185
Born: 12/19/2007 in Ocumare de la Costa, VZ Resides: Ocumare de la Costa, VZ
Obtained: Signed by the Braves as an international free agent on January 17, 2025.

Year	Club	W-L	ERA	G	GS	CG	SHO	SV	IP	H	R	ER	HR	HB	BB	SO	WP	BK
2025 will be first professional season																		

VALDEZ, LUISBERTH LEFT-HANDED PITCHER

Bats: L Throws: L Height: 6-0 Weight: 165
Born: 9/15/2007 in Caracas, VZ Resides: Manporal, VZ
Obtained: Signed by the Braves as an international free agent on January 16, 2025.

Year	Club	W-L	ERA	G	GS	CG	SHO	SV	IP	H	R	ER	HR	HB	BB	SO	WP	BK
2025 will be first professional season																		

VARGAS, LUIS RIGHT-HANDED PITCHER

Bats: R		Throws: R				Height: 5-11				Weight: 196								
Born: 5/2/02 in Esperanza, Dominican Republic		Resides: Esperanza, Dominican Republic																
Obtained: Signed by the Braves as a non-drafted free agent on July 6, 2018																		
Year	Club	W-L	ERA	G	GS	CG	SHO	SV	IP	H	R	ER	HR	HB	BB	SO	WP	BK
2019	DSL Braves	2-2	3.68	15	0	0	0	0	22.0	13	10	9	0	3	13	18	5	2
2021	FCL Braves	0-0	0.00	3	0	0	0	1	4.0	4	1	0	0	1	3	4	0	0
2022	Augusta	4-4	3.75	22	17	0	0	0	96.0	86	48	40	10	7	42	106	11	1
2023	Augusta	2-3	5.35	8	6	0	0	0	37.0	35	28	22	4	2	14	36	5	2
	Rome	4-3	4.37	14	9	0	0	0	59.2	55	29	29	5	5	28	57	3	0
2024	Augusta	2-0	3.45	9	3	0	0	2	31.1	23	14	12	2	0	17	39	2	0
	Rome	3-3	4.08	14	13	0	0	0	64.0	64	37	29	8	0	22	65	4	2
Minor Totals		17-15	4.04	85	48	0	0	3	314.0	280	167	141	29	18	139	325	30	7

VARTANIAN DEREK RIGHT-HANDED PITCHER

Bats: R		Throws: R		Height: 6-4		Weight: 190												
Born: 10/6/2003 in Matthews, NC		Resides: Monroe, NC																
Obtained: Signed by the Braves as a minor league free agent on July 17, 2024.																		
Year	Club	W-L	ERA	G	GS	CG	SHO	SV	IP	H	R	ER	HR	HB	BB	SO	WP	BK
2025 will be first professional season																		

VERDUNG, WILL INFILDER

Bats: R				Throws: R				Height: 6-2				Weight: 200							
Born: 6/8/03 in Jackson, TN								Resides: Corinth, MS											
School: Itawamba JC (MS)																			
Obtained: Selected by the Braves in the 13th round of the 2023 First-Year Player Draft																			
Year	Club	AVG	G	AB	R	H	2B	3B	HR	RBI	SH	SF	HP	BB	SO	SB-CS	OBP	SLG	E
2023	FCL Braves	.250	9	28	5	7	3	0	1	4	0	0	1	5	6	1-0	.382	.464	2
	Augusta	.237	26	97	10	23	1	0	0	9	0	2	1	9	30	3-3	.303	.247	6
2024	Augusta	.216	106	362	37	78	16	0	2	37	0	3	8	64	90	17-5	.343	.276	
Minor Totals		.222	141	487	52	108	20	0	3	50	0	5	10	78	126	21-8	.338	.281	

VINES, DARIUS RIGHT-HANDED PITCHER

Bats: S		Throws: R		Height: 5-11		Weight: 204												
Born: 4/30/1998 in Oxnard, CA		Resides: San Diego, CA																
School: Cal State Bakersfield																		
Obtained: Drafted by the Braves in the seventh round (217th overall) of the 2019 First-Year Player Draft																		
Year	Club	W-L	ERA	G	GS	CG	SHO	SV	IP	H	R	ER	HR	HB	BB	SO	WP	BK
2019	FCL Braves	0-1	9.00	1	0	0	0	0	1.0	1	1	1	0	0	0	2	0	0
	Danville	0-4	6.61	11	11	0	0	0	31.1	38	23	23	4	1	10	33	3	2
2021	Augusta	2-0	2.25	8	8	0	0	0	36.0	24	10	9	3	0	10	48	5	0
	Rome	4-4	3.24	14	14	1	0	0	75.0	60	37	27	12	0	19	81	2	0
2022	Mississippi	7-4	3.95	20	20	0	0	0	107.0	100	53	47	16	3	30	127	6	4
	Gwinnett	1-0	3.21	7	5	0	0	0	33.2	29	12	12	1	0	14	29	2	0
2023	FCL Braves	0-0	0.00	2	2	0	0	0	6.0	3	0	0	0	0	0	7	0	0
	Rome	0-0	4.00	2	2	0	0	0	9.0	6	4	4	2	0	3	14	1	0
	Gwinnett	3-2	2.36	6	5	0	0	0	34.1	29	11	9	5	1	13	28	0	0
2024	ATL	1-0	3.98	5	2	0	0	0	20.1	15	10	9	3	1	7	14	0	0
	Mississippi	2-0	1.65	3	3	0	0	0	16.1	13	3	3	1	0	8	17	0	0
	Gwinnett	3-3	5.14	14	14	0	0	0	77.0	82	45	44	14	3	22	54	0	2
	Atlanta	0-1	8.56	4	2	0	0	0	13.2	21	14	13	4	1	4	9	0	0
Minor Totals		22-18	3.78	88	84	1	0	0	426.2	385	199	179	58	8	129	440	19	8
Major Totals		1-1	5.82	9	4	0	0	0	34.0	36	24	22	7	2	11	23	0	0

MINOR LEAGUE PLAYERS

WADDELL, LUKE INFILDER

Bats: L

Throws: R

Height: 5-8

Weight: 180

Born: 7/13/1998 in Loveland, OH

Resides: Loveland, OH

School: Georgia Tech

Obtained: Drafted by the Braves in the fifth round (157th overall) of the 2021 First-Year Player Draft.

Year	Club	AVG	G	AB	R	H	2B	3B	HR	RBI	SH	SF	HP	BB	SO	SB-CS	OBP	SLG
2021	Rome	.304	21	69	15	21	1	0	6	13	0	1	1	7	13	1-1	.372	.580
	Mississippi	.161	8	31	3	5	0	0	0	2	0	0	0	2	4	1-1	.212	.161
2022	Mississippi	.272	41	162	20	44	10	0	2	29	0	1	1	23	22	3-2	.364	.370
2023	Mississippi	.290	101	372	57	108	16	1	8	64	0	6	3	65	57	26-9	.395	.403
	Gwinnett	.221	29	104	16	23	2	2	0	10	0	4	2	20	15	3-1	.346	.279
2024	Gwinnett	.235	111	404	57	95	21	4	2	55	2	6	10	41	64	12-3	.317	.322
Minor Totals		.259	311	1142	168	296	50	7	18	173	2	18	17	158	175	46-17	.353	.363

WALL, CORY RIGHT-HANDED PITCHER

Bats: R

Throws: R

Height: 6-4

Weight: 245

Born: 3/4/00 in Roring Brook, PA

Resides: Roring Brook, PA

School: College of William and Mary (VA)

Obtained: Selected by the Braves in the eighth round of the 2023 First-Year Player Draft

Year	Club	W-L	ERA	G	GS	CG	SHO	SV	IP	H	R	ER	HR	HB	BB	SO	WP	BK
2023	Augusta	2-2	4.30	9	0	0	0	0	14.2	13	8	7	0	1	4	15	3	1
2024	Augusta	0-0	3.00	1	0	0	0	0	3.0	4	1	1	0	0	2	4	0	0
	Rome	3-5	3.21	26	9	0	0	0	75.2	66	34	27	5	3	21	76	3	2
Minor Totals		5-7	3.38	36	9	0	0	0	93.1	83	43	35	5	4	27	95	6	3

WORKINGER, ETHAN OUTFIELDER

Bats: R

Throws: R

Height: 6-3

Weight: 185

Born: 10/19/01 in Oceanside, CA

Resides: Encinitas, CA

School: San Diego City CC (CA)

Obtained: Signed by the Braves as a non-drafted free agent on June 22, 2020

Signed By: Daniel Cox

Year	Club	AVG	G	AB	R	H	2B	3B	HR	RBI	SH	SF	HP	BB	SO	SB-CS	OBP	SLG	E
2021	FCL Braves	.186	35	102	12	19	3	3	2	15	0	6	3	11	33	2-1	.270	.333	2
2022	FCL Braves	.239	42	155	20	37	10	3	4	27	0	1	3	13	31	2-5	.308	.419	2
	Augusta	.270	17	63	10	17	4	2	2	15	0	1	0	6	20	1-0	.329	.492	0
	Rome	.167	2	6	1	1	0	0	0	0	0	0	0	1	1	0-0	.286	.167	0
2023	Augusta	.289	61	225	41	65	10	3	11	33	0	0	2	31	46	5-4	.380	.507	4
	Rome	.221	52	190	15	42	13	0	1	24	0	2	0	9	64	0-0	.254	.305	1
2024	Rome	.268	98	366	46	98	15	3	11	52	0	4	3	49	84	8-5	.356	.415	
	Mississippi	.207	30	111	15	23	4	1	1	11	0	0	0	10	19	1-1	.273	.288	
Minor Totals		.248	338	1218	160	302	59	15	32	177	0	14	11	130	298	19-16	.323	.400	

WORRELL, BRYSON OUTFIELDER

Bats: S

Throws: R

Height: 6-2

Weight: 215

Born: 11/7/98 in Wilson, NC

Resides: Greenville, NC

School: East Carolina

Obtained: Signed by the Braves as a non-drafted free agent on July 22, 2022

Year	Club	AVG	G	AB	R	H	2B	3B	HR	RBI	SH	SF	HP	BB	SO	SB-CS	OBP	SLG	E
2022	FCL Braves	.333	10	27	1	9	2	2	0	8	0	0	1	5	9	0-1	.455	.556	0
2023	Augusta	.209	56	201	30	42	8	4	6	25	0	0	3	32	81	17-1	.326	.378	2
	Rome	.136	7	22	3	3	0	0	0	2	0	1	1	4	13	1-0	.286	.136	0
	Mississippi	.100	3	10	0	1	1	0	0	0	0	0	0	1	4	0-0	.182	.200	0
2024	Augusta	.143	5	21	3	3	1	1	0	2	0	0	0	0	6	2-0	.143	.286	
	Rome	.191	36	115	13	22	3	0	3	16	0	1	0	12	42	10-1	.266	.296	
	Mississippi	.119	22	67	6	8	0	0	2	7	0	1	1	4	32	1-0	.178	.209	
	Gwinnett	.182	3	11	2	2	1	0	1	2	0	0	0	0	7	0-0	.182	.546	
Minor Totals		.190	142	474	58	90	16	7	12	62	0	3	6	58	194	31-3	.285	.329	

ZAPATA, DAURY *RIGHT-HANDED PITCHER*

Bats: R **Throws:** R **Height:** 6-1 **Weight:** 170
Born: 11/8/02 in Santo Domingo, DR **Resides:** Santo Domingo, DR
Obtained: Signed by the Braves as a non-drafted free agent on October 5, 2022

Year	Club	W-L	ERA	G	GS	CG	SHO	SV	IP	H	R	ER	HR	HB	BB	SO	WP	BK
2024	DSL Braves	4-1	3.57	12	0	0	0	0	17.2	14	9	7	0	1	8	14	4	0

ZEBROWSKI, ADAM *CATCHER*

Bats: R **Throws:** R **Height:** 6-3 **Weight:** 240
Born: 9/28/00 in Albany, NY **Resides:** Albany, NY
School: St. John Fisher College (NY)
Obtained: Selected by the Braves in the 13th round of the 2021 First-Year Player Draft.

Year	Club	AVG	G	AB	R	H	2B	3B	HR	RBI	SH	SF	HP	BB	SO	SB-CS	OBP	SLG	E
2021	FCL Braves	.235	6	17	2	4	2	0	0	6	0	0	0	2	4	0-0	.316	.353	1
2021	Augusta	.211	11	38	1	8	2	0	0	4	0	0	2	3	12	0-0	.302	.263	2
2022	Augusta	.238	75	265	51	63	15	2	10	53	0	3	4	54	74	0-0	.371	.423	15
2022	Rome	.114	11	35	2	4	0	0	1	3	0	1	0	3	11	0-0	.180	.200	0
Minor Totals		.213	198	685	89	146	35	3	24	104	0	5	12	106	220	4-0	.327	.378	17

2024 BRAVES MINOR LEAGUE BATTING LEADERS

BATTING AVERAGE*

1.	Alejo López307
2.	Drake Baldwin276
3.	Sabin Ceballos259
4.	Ethan Workinger254
5.	Andrew Velazquez242
5.	Cal Conley242
7.	Cody Milligan242
8.	E.J. Exposito238
9.	Kevin Kilpatrick Jr.238
10.	Harold Ramírez231

RUNS

1.	Kevin Kilpatrick Jr.78
2.	Nacho Alvarez Jr.65
3.	Alejo López63
T4.	Andrew Velazquez62
	J.P. Martínez62
	E.J. Exposito62
7.	Ethan Workinger61
8.	Drake Baldwin58
T9.	Justin Dean57
	Luke Waddell57

HITS

1.	Drake Baldwin129
2.	Alejo López126
3.	Ethan Workinger121
4.	Nacho Alvarez Jr.118
5.	Kevin Kilpatrick Jr.114
6.	Drew Compton113
7.	Cal Conley112
8.	Andrew Velazquez104
9.	E.J. Exposito101
10.	Yolbert Sanchez97

DOUBLES

1.	E.J. Exposito29
2.	Drew Compton25
3.	J.P. Martínez22
T4.	Alejo López21
	Luke Waddell21
	Cal Conley21
T7.	Kevin Kilpatrick Jr.20
	Sabin Ceballos20
	Tyler Tolve20

TRIPLES

1.	Cody Milligan6
2.	Kevin Kilpatrick Jr.5
T3.	Luke Waddell4
	Isaiah Drake4
	Ethan Workinger4
	E.J. Exposito4
T7.	Justin Dean3
	Robert Gonzalez3
	Ambioris Tavarez3
	Geraldo Quintero3

HOME RUNS

T1.	Andrew Velazquez16
	Drake Baldwin16
3.	E.J. Exposito13
T4.	Yuli Gurriel12
	Ethan Workinger12
6.	Tyler Tolve11
T7.	Nacho Alvarez Jr.10
	Adam Zebrowski10
T9.	Luke Williams9
	Brandon Parker9

RUNS BATTED IN

1.	Drake Baldwin88
2.	Ethan Workinger63
3.	Drew Compton62
4.	Nacho Alvarez Jr.57
T5.	Alejo López55
	Luke Waddell55
7.	E.J. Exposito50
T8.	Yuli Gurriel48
	Andrew Velazquez48
	Chadwick Tromp48

OPS*

1.	Drake Baldwin793
2.	Alejo López789
3.	E.J. Exposito728
4.	Ethan Workinger723
5.	Sabin Ceballos706
6.	Andrew Velazquez692
7.	Cody Milligan664
8.	Kevin Kilpatrick Jr.651
9.	Stephen Paolini637
10.	Will Verdung619

STOLEN BASES

1.	Justin Dean61
2.	Kevin Kilpatrick Jr.50
3.	Cal Conley42
4.	Cody Milligan38
5.	J.P. Martínez37
6.	Andrew Velazquez33
7.	Geraldo Quintero32
8.	E.J. Exposito31
9.	Nacho Alvarez Jr.26
10.	Eli White24

Players with more than 3.1 plate appearances per team game*

MLB.COM'S TOP 10 BRAVES PROSPECTS

Rank	Player (age entering 2025 season)	Position	2024 Club(s)
No. 1	Drake Baldwin (23)	C	Mississippi (AA), Gwinnett (AAA)
No. 2	Cam Caminiti (18)	LHP	Augusta (A)
No. 3	AJ Smith-Shawver (22)	RHP	Rome (A+), Gwinnett (AAA), Atlanta (NL)
No. 4	Hurston Waldrep (23)	RHP	FCL Braves (Rk), Augusta (A), Mississippi (AA), Gwinnett (AAA), Atlanta (NL)
No. 5	Nacho Alvarez Jr. (21)	INF	Mississippi (AA), Gwinnett (AAA), Atlanta (NL)
No. 6	Drue Hackenberg (22)	RHP	Rome (A+), Mississippi (AA), Gwinnett (AAA)
No. 7	Owen Murphy (21)	RHP	Rome (A+)
No. 8	JR Ritchie (21)	RHP	FCL Braves (Rk), Augusta (A), Rome (A+)
No. 9	Garrett Baumann (20)	RHP	Augusta (A), Rome (A+)
No. 10	Jose Perdomo (18)	INF	DOSL Braves (Rk)

2024 BRAVES MINOR LEAGUE PITCHING LEADERS

WINS

1.	Bryce Elder	10
2.	Lucas Braun	9
3.	Ian Mejia	8
T4.	Allan Winans	7
	Drew Parrish	7
	Drue Hackenberg	7
	Garrett Baumann	7
	Jared Johnson	7
	Shay Schanaman	7
10.	Riley Frey	6

GAMES PITCHED

1.	Domingo González	45
2.	Shay Schanaman	43
3.	Ken Giles	42
T4.	Patrick Halligan	41
	Hayden Harris	41
6.	Trey Riley	40
T7.	Elison Joseph	39
	Samuel Strickland	39
T9.	Jared Johnson	38
	Rolddy Muñoz	38

SAVES

1.	Domingo Gonzalez	9
2.	Jared Johnson	8
3.	Elison Joseph	7
4.	Ryan Bourassa	6
5.	10 tied	4

INNINGS PITCHED

1.	Lucas Braun	143.2
2.	Drue Hackenberg	129.0
3.	Ian Mejia	125.2
4.	Drew Parrish	115.1
5.	Allan Winans	114.2
6.	Mitch Farris	108.0
7.	Dylan Dodd	107.2
8.	Bryce Elder	101.1
9.	Luis De Avila	101.0
10.	David Fletcher	100.0

ERA [STARTERS]

1.	Riley Frey	2.36
2.	Zach Logue	2.58
3.	Blake Burkhalter	2.71
4.	Didier Fuentes	2.74
5.	Drue Hackenberg	3.07
6.	Mitch Farris	3.08
7.	Garrett Baumann	3.18
8.	Lucas Braun	3.26
9.	Drew Parrish	3.28
10.	Allan Winans	3.30

WHIP [STARTERS]

1.	Didier Fuentes	1.02
2.	Riley Frey	1.05
3.	Zach Logue	1.07
4.	Drew Parrish	1.10
5.	Garrett Baumann	1.13
6.	Lucas Braun	1.14
7.	Allan Winans	1.17
8.	Blake Burkhalter	1.18
9.	Mitch Farris	1.19
10.	AJ Smith-Shawver	1.24

STRIKEOUTS

1.	Lucas Braun	162
2.	Drue Hackenberg	144
3.	Mitch Farris	131
4.	Ian Mejia	124
5.	Drew Parrish	113
6.	AJ Smith-Shawver	108
7.	Luis Vargas	104
8.	Bryce Elder	102
9.	Allan Winans	100
10.	2 tied	98

ERA [RELIEVERS]

1.	Samuel Strickland	1.67
2.	Elison Joseph	2.04
3.	Landon Harper	2.43
4.	Daysbel Hernández	2.59
5.	Jared Johnson	2.60
6.	Domingo González	2.91
7.	Patrick Halligan	3.02
8.	Parker Dunshee	3.34
9.	Rob Griswold	3.47
10.	Tommy Doyle	3.57

HITS/9.0 IP [STARTERS]

1.	Didier Fuentes	6.66
2.	Drue Hackenberg	6.91
3.	Zach Logue	6.96
4.	Riley Frey	7.07
5.	AJ Smith-Shawver	7.08
6.	Mitch Farris	7.17
7.	Jhancarlos Lara	7.62
8.	Lucas Braun	7.64
9.	Ian Anderson	7.86
10.	Allan Winans	8.08

Starters: 10 starts... Relievers: min. 30 G

ATLANTA BRAVES NO. 1 DRAFT CHOICES

Year	Selection #	Regular Phase	Secondary Phase
1966	11	Al Santorini, P	Oscar Brown, OF
1967	12	Andy Finlay, OF	Garry Hill, P
1968	7	Curtis Moore, C	Larry Pyre, P
1969	12	Gene Holbert, C	Gary Robson, P
1970	21	Ron Broaddus, P	William Hodge, C
1971	10	Taylor Duncan, INF	Mike Beard, P
1972	11	Preston Hanna, P	Mike Bahnick, P
1973	10	Pat Rockett, SS	
1974	5	Dale Murphy, C	Scott McGlamory, P
1975	18	Don Young, C	David Stevens, OF
1976	3	Ken Smith, 1B	Gerald Price, INF
1977	4	Tim Cole, P	Mark Martin, C
1978	1	Bob Horner, 3B	James Watkins, C
1979	4	Brad Komminsk, OF	No Selection
1980	3	Ken Dayley, P	Jeff Dedmon, P
1981	12	Jay Roberts, OF	John Wallace, OF
1982	9	Duane Ward, P	John Bryant, CF
1983	74 (3rd round)	Marty Clary, P	Kevin Williamson, P
1984	19	Drew Denson, 1B	Jeff Blauser, SS
1985	14	Tommy Greene, P	Dodd Johnson, INF
1986	5	Kent Mercker, P	Kevin Brown, P
1987	6	Derek Lilliquist, P	
1988	3	Steve Avery, P	
1989	2	Tyler Houston, C	
1990	1	Chipper Jones, SS	
1991	2	Mike Kelly, OF	
1992	21	Jamie Arnold, P	
1993	66 (2nd round)	Andre King, OF*	
1994	27	Jacob Shumate, P	
1995	26	Chad Hutchinson, P**	
1996	27	A.J. Zapp, 1B	
1997	29	Troy Cameron, SS	
1998	52 (2nd round)	Matthew Belisle, P#	
1999	81 (2nd round)	Matteaus Butler, P@	
2000	29	Adam Wainwright, P	
2001	24	Macay McBride, LHP	
2002	23	Jeff Francoeur, OF	
2003	35 (Supplemental round)	Luis Atilano, P	
2004	71 (2nd round)	Eric Campbell, 3B^	
2005	27	Joey Devine, RHP	
2006	24	John (Cody) Johnson, OF	
2007	14	Jason Heyward, OF	
2008	40	Brett DeVall, LHP%	
2009	7	Mike Minor, LHP	
2010	35 (Supplemental round)	Matt Lipka, SS^^	
2011	28	Sean Gilmartin, LHP	
2012	21	Lucas Sims, RHP	
2013	31 (Supplemental round)	Jason Hursh, RHP&	
2014	32 (Supplemental round)	Braxton Davidson, OF\$	
2015	14	Kolby Allard, LHP	
	28	Mike Soroka, RHP+	
	41 (Competitive Balance-A)	Austin Riley, 3B!	
2016	3	Ian Anderson, RHP	
	40 (Competitive Balance-A)	Joey Wentz, LHP++	
2017	5	Kyle Wright, RHP	
2018	8	Carter Stewart, RHP**	
2019	9	Shea Langeliers, C##	
	21	Braden Shewmake, SS	
2020	25	Jared Shuster, LHP	
2021	24	Ryan Cusick, RHP	
2022	20	Owen Murphy, RHP	
2023	24	Hurston Waldrep, RHP	
2024	24	Cam Caminiti, LHP	

First-Round Selection Transactions

*Braves' selection was sent to Chicago for Greg Maddux.
 #Braves' selection was sent to Colorado for Andres Galarraga.
 @Braves' selection was sent to St. Louis for Brian Jordan.
 ^ Braves' selection was sent to Texas for John Thomson.
 % Braves' selection was sent to New York (NL) for Tom Glavine.
 ^^ Braves' selection was sent to Boston for Billy Wagner.
 & Braves' selection was sent to Tampa Bay for B.J. Upton.

\$ Braves' selection was sent to Kansas City for Ervin Santana.
 + Braves awarded selection for Ervin Santana.
 ! Braves acquired competitive balance round-A selection as part of a six-player trade on April 5, 2015.
 ++ Braves acquired competitive balance round-A selection as part of a three-team, 13-player trade on July 30, 2015.
 ## Braves' selection for not signing 2018 first-round draft pick RHP Carter Stewart



BRAVES HISTORY

BRVES YEARLY FINISHES

BOSTON (1876-1952)

Year	Pos.	Won	Lost	Pct.	GB/GA	HR	Bat Avg	ERA	Fld Avg	Manager	Attendance
1876	4	39	31	.557	-15.0	9	.266	2.51	.860	Harry Wright	
1877	1	42	18	.700	+7.0	4	.296	2.15	.888	Harry Wright	
1878	1	41	19	.683	+4.0	2	.241	2.32	.914	Harry Wright	
1879	2	54	30	.643	-5.0	30	.274	2.19	.913	Harry Wright	
1880	6	40	44	.476	-27.0	20	.253	3.08	.901	Harry Wright	
1881	6	38	45	.458	-17.5	5	.251	2.71	.908	Harry Wright	
1882	3	45	39	.536	-10.0	15	.264	2.80	.910	John Morrill	
1883	1	63	35	.643	+4.0	34	.276	2.55	.900	Jack Burdock (31-26) John Morrill (32-9)	
1884	2	73	38	.658	-10.5	36	.254	2.47	.921	John Morrill	
1885	5	46	66	.411	-41.0	22	.232	3.03	.901	John Morrill	
1886	5	56	61	.479	-30.5	24	.260	3.24	.906	John Morrill	
1887	5	61	60	.504	-16.5	54	.277	4.41	.905	John Morrill	
1888	4	70	64	.522	-15.5	56	.245	2.41	.916	John Morrill	
1889	2	83	45	.648	-1.0	43	.270	3.36	.926	Jim Hart	
1890	5	76	57	.571	-12.0	31	.258	2.93	.934	Frank Selee	
1891	1	87	51	.630	+3.5	51	.255	2.76	.937	Frank Selee	
1892	1	102	48	.680	+8.5	34	.250	2.86	.930	Frank Selee	
1893	1	86	43	.667	+15.0	64	.290	4.43	.936	Frank Selee	
1894	3	83	49	.629	-8.0	103	.331	5.41	.925	Frank Selee	
1895	4	71	60	.542	-16.5	54	.290	4.27	.934	Frank Selee	
1896	4	74	57	.565	-17.0	36	.300	3.78	.933	Frank Selee	
1897	1	93	39	.705	+2.0	45	.319	3.65	.950	Frank Selee	
1898	1	102	47	.685	+6.0	53	.290	2.98	.949	Frank Selee	
1899	2	95	57	.625	-8.0	41	.287	3.26	.951	Frank Selee	
1900	4	66	72	.478	-17.0	50	.283	3.72	.952	Frank Selee	
1901	5	69	69	.500	-20.5	28	.249	2.90	.951	Frank Selee	146,502
1902	3	73	64	.533	-29.0	15	.249	2.61	.958	Al Buckenberger	116,960
1903	6	58	80	.420	-32.0	26	.245	3.34	.937	Al Buckenberger	143,155
1904	7	55	98	.359	-51.0	24	.237	3.43	.946	Al Buckenberger	140,694
1905	7	51	103	.331	-54.5	17	.234	3.52	.950	Fred Tenney	150,003
1906	8	49	102	.325	-66.5	16	.226	3.18	.947	Fred Tenney	143,280
1907	7	58	90	.392	-47.0	22	.243	3.33	.960	Fred Tenney	203,221
1908	6	63	91	.409	-36.0	17	.239	2.79	.961	Joe Kelley	253,750
1909	8	45	108	.294	-65.5	15	.223	3.20	.946	Harry Bowerman (23-55) Harry Smith (22-53)	195,188
1910	8	53	100	.346	-50.5	31	.246	3.22	.954	Fred Lake	149,027
1911	8	44	107	.291	-54.0	37	.267	5.08	.946	Fred Tenney	116,000
1912	8	52	101	.340	-52.0	35	.271	4.17	.953	Johnny Kling	121,000
1913	5	69	82	.457	-31.5	32	.256	2.09	.957	George Stallings	208,000
1914#t	1	94	59	.614	+10.5	35	.251	2.74	.963	George Stallings	382,913
1915	2	83	69	.546	-7.0	17	.240	2.57	.966	George Stallings	376,283
1916	3	89	63	.586	-4.0	22	.233	2.19	.967	George Stallings	313,495
1917	6	72	81	.471	-25.5	22	.246	2.77	.965	George Stallings	174,253
1918	7	53	71	.427	-28.5	13	.244	2.91	.965	George Stallings	84,938
1919	6	57	82	.410	-38.5	24	.253	3.17	.966	George Stallings	167,401
1920	7	62	90	.408	-30.0	23	.260	3.54	.963	George Stallings	162,483
1921	4	79	74	.516	-15.0	61	.290	3.90	.968	Fred Mitchell	318,627
1922	8	53	100	.346	-39.5	32	.263	4.37	.965	Fred Mitchell	167,965
1923	7	54	100	.351	-41.5	32	.273	4.44	.964	Fred Mitchell	227,802
1924	8	53	100	.346	-40.0	25	.256	4.46	.973	Dave Bancroft	117,478
1925	5	70	83	.458	-25.0	41	.292	4.39	.964	Dave Bancroft	313,528
1926	7	66	86	.434	-22.0	16	.277	4.03	.966	Dave Bancroft	303,598
1927	7	60	94	.390	-34.0	37	.279	4.22	.963	Dave Bancroft	288,685
1928	7	50	103	.327	-44.5	52	.275	4.83	.968	Jack Slattery (11-20) Rogers Hornsby (39-83) Judge Emil Fuchs	227,001 372,351
1929	8	56	98	.364	-43.0	32	.280	5.12	.966		

Year	Pos.	Won	Lost	Pct.	GB/GA	HR	Bat Avg	ERA	Fld Avg	Manager	Attendance
1930	6	70	84	.455	-22.0	66	.281	4.91	.970	Bill McKechnie	464,835
1931	7	64	90	.416	-37.0	34	.258	3.90	.972	Bill McKechnie	515,005
1932	5	77	77	.500	-13.0	63	.265	3.53	.975	Bill McKechnie	507,606
1933	4	83	71	.539	-9.0	54	.252	2.96	.977	Bill McKechnie	517,803
1934	4	78	73	.517	-16.0	83	.272	4.11	.972	Bill McKechnie	303,205
1935	8	38	115	.248	-61.5	75	.263	4.93	.966	Bill McKechnie	232,754
1936	6	71	83	.461	-21.0	68	.265	3.94	.970	Bill McKechnie	340,585
1937	5	79	73	.520	-16.0	63	.247	3.22	.974	Bill McKechnie	385,339
1938	5	77	75	.507	-12.0	54	.250	3.40	.971	Casey Stengel	341,149
1939	7	63	88	.417	-32.5	56	.264	3.71	.970	Casey Stengel	285,994
1940	7	65	87	.428	-34.5	59	.256	4.36	.969	Casey Stengel	241,616
1941	7	62	92	.403	-38.0	48	.251	3.95	.969	Casey Stengel	263,680
1942	7	59	89	.399	-44.0	68	.240	3.76	.976	Casey Stengel	285,332
1943	6	68	85	.444	-36.5	39	.233	3.25	.972	Casey Stengel (47-60) Bob Coleman (21-25)	271,289
1944	6	65	89	.422	-40.0	79	.246	3.67	.970	Bob Coleman	208,691
1945	6	67	85	.441	-30.0	101	.267	4.04	.968	Bob Coleman (42-49) Del Bissonette (25-36)	374,178
1946	4	81	72	.529	-15.5	44	.264	3.37	.971	Billy Southworth	969,673
1947	3	86	68	.558	-8.0	85	.275	3.62	.974	Billy Southworth	1,277,361
1948#	1	91	62	.595	+6.5	95	.275	3.38	.976	Billy Southworth	1,455,439
1949	4	75	79	.487	-22.0	103	.248	3.99	.975	B. Southworth (55-54) Johnny Cooney (20-25)	1,081,795
1950	4	83	71	.539	-8.0	148	.263	4.14	.969	Billy Southworth	944,391
1951	4	76	78	.494	-20.5	130	.262	3.75	.975	Billy Southworth (28-31) Tommy Holmes (48-47)	487,475
1952	7	64	89	.418	-32.0	110	.233	3.78	.974	Tommy Holmes (13-22) Charlie Grimm (51-67)	281,278

MILWAUKEE (1953-1965)

Year	Pos.	Won	Lost	Pct.	GB/GA	HR	Bat Avg	ERA	Fld Avg	Manager	Attendance
1953	2	92	62	.597	-13.0	156	.266	3.30	.976	Charlie Grimm	1,826,397
1954	3	89	65	.578	-8.0	139	.265	3.19	.980	Charlie Grimm	2,131,388
1955	2	85	69	.552	-13.5	182	.261	3.85	.975	Charlie Grimm	2,005,836
1956	2	92	62	.597	-1.0	177	.259	3.11	.978	Charlie Grimm (24-22) Fred Haney (68-40)	2,046,331
1957#t	1	95	59	.617	+8.0	199	.269	3.47	.980	Fred Haney	2,215,404
1958#	1	92	62	.597	+8.0	167	.266	3.21	.980	Fred Haney	1,971,101
1959	2	86	70	.551	-2.0	177	.265	3.51	.979	Fred Haney	1,749,112
1960	2	88	66	.571	-7.0	170	.265	3.76	.976	Chuck Dressen	1,497,799
1961	4	83	71	.539	-10.0	188	.258	3.89	.981	Chuck Dressen	1,101,441
1962	5	86	76	.531	-15.5	181	.252	3.68	.980	Birdie Tebbetts	766,921
1963	6	84	78	.519	-15.0	139	.244	3.26	.979	Bobby Bragan	773,018
1964	5	88	74	.543	-5.0	159	.272	4.12	.976	Bobby Bragan	910,911
1965	5	86	76	.531	-11.0	196	.256	3.52	.977	Bobby Bragan	555,584

ATLANTA (1966-2021)

Year	Pos.	Won	Lost	Pct.	GB/GA	HR	Bat Avg	ERA	Fld Avg	Manager	Attendance
1966	5	85	77	.525	-10.0	207	.263	3.68	.976	Bobby Bragan (52-59) Billy Hitchcock (33-18)	1,539,801
1967	7	77	85	.475	-24.5	158	.240	3.47	.978	Billy Hitchcock (77-82) Ken Silvestri (0-3)	1,389,222
1968	5	81	81	.500	-16.0	80	.252	2.92	.980	Luman Harris	1,126,540
1969	1W@	93	69	.574	+3.0	141	.258	3.53	.981	Luman Harris	1,458,320
1970	5W	76	86	.469	-26.0	160	.270	4.33	.977	Luman Harris	1,078,848
1971	3W	82	80	.506	-8.0	153	.257	3.75	.977	Luman Harris	1,006,320
1972	4W	70	84	.455	-25.0	144	.258	4.27	.974	Luman Harris (47-57) Eddie Mathews (23-27)	752,973

BRAVES YEARLY FINISHES

Year	Pos.	Won	Lost	Pct.	GB/GA	HR	Bat Avg	ERA	Fld Avg	Manager	Attendance
1973	5W	76	85	.472	-22.5	206	.266	4.25	.974	Eddie Mathews	800,655
1974	3W	88	74	.543	-14.0	120	.249	3.05	.979	Eddie Mathews (50-49) *Clyde King (38-25)	981,085
1975	5W	67	94	.416	-40.5	107	.244	3.91	.972	Clyde King (58-76) Connie Ryan (9-18)	534,672
1976	6W	70	92	.432	-32.0	82	.245	3.86	.973	Dave Bristol	818,179
1977	6W	61	101	.371	-37.0	139	.254	4.85	.972	Dave Bristol (61-100) Ted Turner (0-1)	872,464
1978	6W	69	93	.426	-26.0	123	.244	4.08	.975	Bobby Cox	904,494
1979	6W	66	94	.413	-23.5	126	.256	4.18	.970	Bobby Cox	769,465
1980	4W	81	80	.503	-11.0	144	.250	3.77	.975	Bobby Cox	1,048,411
1981*	4W	25	29	.462	-9.5					(Split season, players strike)	
	5W	25	27	.481	-7.5	64	.243	3.45	.976	*Bobby Cox	535,418
1982	1W	89	73	.549	+1.0	146	.256	3.82	.979	Joe Torre	1,801,985
1983	2W	88	74	.543	-3.0	130	.272	3.67	.978	Joe Torre	2,119,935
1984	2W	80	82	.494	-12.0	111	.247	3.57	.978	Joe Torre	1,724,892
1985	5W	66	96	.407	-29.0	126	.246	4.19	.976	Eddie Haas (50-71) Bobby Wine (16-25)	1,350,137
1986	6W	72	89	.447	-23.5	138	.250	3.97	.978	Chuck Tanner	1,387,181
1987	5W	69	92	.426	-20.5	152	.258	4.63	.982	Chuck Tanner	1,217,402
1988	6W	54	106	.338	-39.5	96	.242	4.09	.975	Chuck Tanner (12-27) Russ Nixon (42-79)	848,089
1989	6W	63	97	.394	-28.0	128	.234	3.70	.976	Russ Nixon	984,930
1990	6W	65	97	.401	-26.0	162	.250	4.58	.974	Russ Nixon (25-40) Bobby Cox (40-57)	980,129
1991	1W#	94	68	.580	+1.0	141	.258	3.49	.978	Bobby Cox	2,140,217
1992	1W#	98	64	.605	+8.0	138	.254	3.14	.982	Bobby Cox	3,077,400
1993	1W	104	58	.642	+1.0	169	.262	3.14	.983	Bobby Cox	3,884,720
1994	2E\$	68	46	.596	-6.0	137	.267	3.57	.982	Bobby Cox	2,539,240
1995	1E#t	90	54	.625	+21.0	168	.250	3.44	.982	Bobby Cox	2,561,831
1996	1E#	96	66	.593	+8.0	197	.270	3.52	.980	Bobby Cox	2,901,242
1997	1E	101	61	.623	+9.0	174	.270	3.18	.982	Bobby Cox	3,464,488
1998	1E	106	56	.654	+18.0	215	.272	3.25	.985	Bobby Cox	3,361,350
1999	1E#	103	59	.636	+6.5	197	.266	3.63	.982	Bobby Cox	3,284,897
2000	1E	95	67	.586	+1.0	179	.271	4.06	.979	Bobby Cox	3,234,301
2001	1E	88	74	.543	+2.0	174	.260	3.59	.983	Bobby Cox	2,823,494
2002*	1E	101	59	.631	+19.0	164	.260	3.13	.982	Bobby Cox	2,603,484
2003	1E	101	61	.623	+10.0	235	.284	4.10	.981	Bobby Cox	2,401,084
2004	1E	96	66	.593	+10.0	178	.270	3.74	.981	Bobby Cox	2,322,565
2005	1E	90	72	.556	+2.0	184	.265	3.98	.986	Bobby Cox	2,521,167
2006	3E	79	83	.488	-18.0	222	.270	4.60	.984	Bobby Cox	2,550,524
2007	3E	84	78	.519	-5.0	176	.275	4.11	.983	Bobby Cox	2,745,210
2008	4E	72	90	.444	-20.0	130	.270	4.46	.983	Bobby Cox	2,532,834
2009	3E	86	76	.531	-6.0	149	.263	3.57	.985	Bobby Cox	2,373,631
2010	2E+	91	71	.562	-6.0	139	.258	3.56	.980	Bobby Cox	2,510,119
2011	2E	89	73	.549	-13.0	173	.243	3.48	.987	Fredi Gonzalez	2,372,940
2012	2E+	94	68	.580	-4.0	149	.247	3.42	.986	Fredi Gonzalez	2,420,171
2013	1E	96	66	.593	+10.0	181	.249	3.18	.986	Fredi Gonzalez	2,548,679
2014	2E	79	83	.488	-17.0	123	.241	3.38	.986	Fredi Gonzalez	2,354,305
2015	4E	67	95	.414	-23.0	100	.251	4.41	.933	Fredi Gonzalez	2,001,392
2016	5E	68	93	.422	-26.5	122	.255	4.51	.960	Fredi Gonzalez (9-28) Brian Snitker (59-65)	2,020,914
2017	3E	72	90	.444	-25.0	165	.263	4.72	.984	Brian Snitker	2,505,297
2018	1E	90	72	.556	+8.0	175	.257	3.75	.949	Brian Snitker	2,555,782
2019	1E	97	65	.599	+4.0	249	.258	4.19	.987	Brian Snitker	2,655,100
2020	1E!	35	25	.583	+4.0	103	.268	4.41	.985	Brian Snitker	---
2021	1E#t	88	73	.547	+6.5	239	.244	3.88	.988	Brian Snitker	2,300,247
2022	1E	101	61	.623	-^	243	.253	3.46	.987	Brian Snitker	3,129,931
2023	1E	104	58	.642	+14.0	307	.276	4.14	.986	Brian Snitker	3,191,505
2024	2E	89	73	.549	-6.0	213	.243	3.49	.988	Brian Snitker	3,011,755
TOTAL (SINCE 1876)		11,013	10,888	.503							

BRAVES CLINCH DATES

Year	Division	Date Clinched	Games Played* (Record)	Final Record	Final Games Ahead
1969	West	September 30	161 (93-68)	93-69	3.0
1982	West	October 3	162 (89-73)	89-73	1.0
1991	West	October 5	161 (94-67)	94-68	1.0
1992	West	September 29	156 (94-62)	98-64	8.0
1993	West	October 3	162 (104-58)	104-58	1.0
1995	East	September 13	129 (81-48)	90-54	21.0
1996	East	September 22	155 (93-62)	96-66	8.0
1997	East	September 22	156 (98-58)	101-61	9.0
1998	East	September 14	151 (96-55)	106-56	18.0
1999	East	September 26	156 (99-57)	103-59	6.5
2000	East	September 26	157 (94-63)	95-67	1.0
2001	East	October 5	160 (87-73)	88-74	2.0
2002	East	September 9	142 (90-51)	101-59	19.0
2003	East	September 18	153 (95-58)	101-61	10.0
2004	East	September 24	154 (90-64)	96-66	10.0
2005	East	September 27	158 (90-68)	90-72	2.0
2010	Wild Card	October 3	162 (91-71)	91-71	1.0
2012	Wild Card	September 26	154 (89-65)	94-68	6.0
2013	East	September 22	155 (92-63)	96-66	10.0
2018	East	September 22	155 (87-68)	90-72	8.0
2019	East	September 20	155 (95-60)	97-65	4.0
2020	East	September 22	55 (33-22)	35-25	4.0
2021	East	September 30	158 (86-72)	88-73	6.5
2022	East	October 4	161 (101-60)	101-61	0.0^
2023	East	September 13	146 (96-50)	104-58	14.0
2024	Wild Card	September 30	161 (89-73)	89-73	--

*Games completed and record at the end of play on "clinch day."; ^ won on tiebreaker

NATIONAL LEAGUE PENNANT WINNERS

Year	Record	Manager	Year	Record	Manager
1877	42-18	Harry Wright	1948	91-62	Billy Southworth
1878	41-19	Harry Wright	1957	95-59	Fred Haney
1883	63-35	Jack Burdock, John Morrill	1958	92-62	Fred Haney
1891	87-51	Frank Selee	1991	94-68	Bobby Cox
1892	102-48	Frank Selee	1992	98-64	Bobby Cox
1893	86-43	Frank Selee	1995	90-54	Bobby Cox
1897	93-39	Frank Selee	1996	96-66	Bobby Cox
1898	102-47	Frank Selee	1999	103-59	Bobby Cox
1914	94-59	George Stallings	2021	88-73	Brian Snitker

BRAVES WINNINGEST MANAGERS

Below is a list of the top 10 winningest managers by total wins in franchise history.						
Manager	Years	Games	Wins	Losses	Ties	Pct.
Bobby Cox	1978-81, 1990-2010	3,860	2,149	1,709	2	.557
Frank Selee	1890-1901	1,677	1,004	649	24	.607
Brian Snitker	2016-pres.	1,317	735	582	0	.558
George Stallings	1913-20	1,202	579	597	26	.492
Bill McKechnie	1930-37	1,235	560	666	9	.457
Fredi Gonzalez	2011-16	847	434	413	0	.512
Billy Southworth	1946-51	789	424	358	7	.542
Luman Harris	1968-72	754	379	373	2	.504
Casey Stengel	1938-43	870	373	491	6	.432
Fred Haney	1956-59	575	341	231	3	.596

BRAVES IN THE WORLD SERIES

SERIES RECORD: 4-6

GAME RECORD: 28-31

Year	Opponent & Outcome	Most Valuable Player
1914	Boston 4, Philadelphia 0	<i>Award not issued.</i>
1948	Cleveland 4, Boston 2	
1957	Milwaukee 4, New York 3	RHP Lew Burdette (3-0, 0.67 ERA in three starts, including Game 7).
1958	New York 4, Milwaukee 3	
1991	Minnesota 4, Atlanta 3	
1992	Toronto 4, Atlanta 2	
1995	Atlanta 4, Cleveland 2	LHP Tom Glavine (2-0, 1.29 ERA in two starts, including clincher.)
1996	New York 4, Atlanta 2	
1999	New York 4, Atlanta 0	
2021	Atlanta 4, Houston 2	OF Jorge Soler (.300, 6-for-20, 3 HR, 6 RBI)

BRAVES WORLD SERIES LEADERS

All-Time

Batting

At-Bats	Mark Lemke, 91
Hits	Mark Lemke, 26
Runs	David Justice, 12
Doubles	Two tied, 6
Home Runs	Three tied, 4
Walks	David Justice, 16
RBI	David Justice, 14

Pitching

Games	Mark Wohlers, 13
Games Started	Two tied, 8
Innings Pitched	Tom Glavine, 58.1
Wins	Three tied, 4
Walks	John Smoltz, 21
Strikeouts	John Smoltz, 52
Saves	Two tied, 2

Single Series

Batting

At-Bats	Three tied, 30
Hits	Marquis Grissom, 12 (1996)
Runs	Terry Pendleton, 6 (1991)
Doubles	Bret Boone, 4 (1999)
Home Runs	Four tied, 3
Walks	Eddie Mathews, 8 (1957)
RBI	Hank Aaron, 7 (1957)

Pitching

Games	Mike Stanton, 5 (1991)
Games Started	Two tied, 3
Innings Pitched	Warren Spahn, 28.2 (1958)
Wins	Lew Burdette, 3 (1957)
Walks	Two tied, 8
Strikeouts	Warren Spahn, 18 (1958)
Saves	Two tied, 2



The Braves celebrate after winning the 2021 World Series in six games over Houston.

BRAVES IN THE LEAGUE CHAMPIONSHIP SERIES

SERIES RECORD: 6-7

GAME RECORD: 34-39

Year	Opponent & Outcome	Most Valuable Player
1969	New York 3, Atlanta 0	
1982	St. Louis 3, Atlanta 0	
1991	Atlanta 4, Pittsburgh 3	LHP Steve Avery (2-0, 0.00 ERA in two starts)
1992	Atlanta 4, Pittsburgh 3	RHP John Smoltz (2-0, 2.66 ERA in three starts)
1993	Philadelphia 4, Atlanta 2	
1995	Atlanta 4, Cincinnati 0	OF Mike Devereaux (.308, 4-for-13, HR, 5 RBI)
1996	Atlanta 4, St. Louis 3	C Javy López (.542, 13-for-24, 2 HR, 6 RBI)
1997	Florida 4, Atlanta 2	
1998	San Diego 4, Atlanta 2	
1999	Atlanta 4, New York 2	C Eddie Pérez (.500, 10-for-20, 2 HR, 5 RBI)
2001	Arizona 4, Atlanta 1	
2020	Los Angeles 4, Atlanta 3	
2021	Atlanta 4, Los Angeles 2	OF Eddie Rosario (.560, 14-for-25, 3 HR, 9 RBI)

BRAVES LEAGUE CHAMPIONSHIP SERIES LEADERS

All-Time	Single Series
Batting At-Bats Chipper Jones, 127 Hits Chipper Jones, 40 Runs Chipper Jones, 20 Doubles Fred McGriff, 8 Home Runs Javy López, 5 Walks Chipper Jones, 24 RBI Two tied, 15	Batting At-Bats Marquis Grissom, 35 (1996) Hits Eddie Rosario, 14 (2021) Runs Javy López, 8 (1996) Doubles Javy López, 5 (1996) Home Runs Two tied, 3 Walks Chipper Jones, 9 (1999) RBI Eddie Rosario, 9 (2021)
Pitching Games Mark Wohlers, 18 Games Started Tom Glavine, 15 Innings Pitched John Smoltz, 95.1 Wins John Smoltz, 6 Walks Tom Glavine, 37 Strikeouts John Smoltz, 89 Saves Alejandro Peña, 3	Pitching Games John Rocker, 6 (1998 & '99) Games Started John Smoltz, 3 (1992) Innings Pitched John Smoltz, 20.1 (1992) Wins Five tied, 2 Walks Tom Glavine, 11 (1997) Strikeouts John Smoltz, 19 (1992) Saves Alejandro Peña, 3 (1991)



The Braves returned to the NLCS in 2020 for the first time in 19 years. (Photo by Kelly Gavin/MLB Photos)

BRAVES IN THE DIVISION SERIES

SERIES RECORD: 8-11

GAME RECORD: 38-36

Year	Opponent & Outcome	Notes
1995	Atlanta 3, Colorado 1	Braves win first-ever NLDS after extra round was created in '94.
1996	Atlanta 3, Los Angeles 0	Atlanta pitchers allow just three earned runs (0.96 ERA).
1997	Atlanta 3, Houston 0	Braves combine to outscore Astros, 19-5, over three games.
1998	Atlanta 3, Chicago 0	Glavine, Maddux and Smoltz allow four earned runs over 21.2 IP.
1999	Atlanta 3, Houston 1	Braves win 15 of first 17 NLDS games in franchise history.
2000	St. Louis 3, Atlanta 0	
2001	Atlanta 3, Houston 0	Braves sweep opponent for fourth time in seven NLDS series.
2002	San Francisco 3, Atlanta 2	
2003	Chicago 3, Atlanta 2	
2004	Houston 3, Atlanta 2	
2005	Houston 3, Atlanta 1	
2010	San Francisco 3, Atlanta 1	
2013	Los Angeles 3, Atlanta 1	
2018	Los Angeles 3, Atlanta 1	
2019	St. Louis 3, Atlanta 2	
2020	Atlanta 3, Miami 0	Braves snap eight-series NLDS losing streak with sweep.
2021	Atlanta 3, Milwaukee 1	Atlanta drops opener before winning three straight to advance.
2022	Philadelphia 3, Atlanta 1	
2023	Philadelphia 3, Atlanta 1	

BRAVES DIVISION SERIES LEADERS

All-Time	Single Series
Batting	Batting
At-Bats Chipper Jones, 151	At-Bats Two tied, 24
Hits Chipper Jones, 41	Hits Marquis Grissom, 11 (1995)
Runs Chipper Jones, 30	Runs Six tied, 5
Doubles Andruw Jones, 7	Doubles Three tied, 3
Home Runs Chipper Jones, 9	Home Runs Marquis Grissom, 3 (1995)
Walks Chipper Jones, 36	Walks Gary Sheffield, 7 (2002)
RBI Chipper Jones, 26	RBI Two tied, 7
Pitching	Pitching
Games John Smoltz, 15	Games Kevin Gryboski, 5 (2003 & '04)
Games Started Greg Maddux, 10	Games Started 13 tied, 2
Innings Pitched Greg Maddux, 66.0	Innings Pitched Greg Maddux, 14.0 (1995)
Wins John Smoltz, 7	Wins Alejandro Peña, 2 (1995)
Walks Tom Glavine, 23	Walks Three tied, 7
Strikeouts John Smoltz, 53	Strikeouts Mike Hampton, 16 (2003)
Saves Mark Wohlers, 5	Saves Two tied, 3



Atlanta snapped an eight-series NLDS losing streak in 2020. (Photo by Michael Stargill/MLB Photos)

FRONT OFFICE
 MANAGER & STAFF
 PLAYER BIOS
 SEASON IN REVIEW
 PLAYER DEVELOPMENT
 BRAVES HISTORY
 OPPONENTS
 MISCELLANEOUS

BRAVES IN THE WILD CARD ROUND

SERIES RECORD: 1-2

GAME RECORD: 2-3

Year	Opponent & Outcome	Notes
2012	St. Louis 1, Atlanta 0	
2020	Atlanta 2, Cincinnati 0	Braves blank Reds in both games to win inaugural Wild Card series.
2024	San Diego 2, Atlanta 0	

BRAVES WILD CARD LEADERS	
All-Time	Single Series
Batting At-Bats.....Ozzie Albies & Marcell Ozuna, 16 HitsMichael Harris II, 5 RunsMichael Harris II, 2 DoublesRonald Acuña Jr, 2 Home Runs.....Five tied, 1 Walks.....Freddie Freeman, 4 RBIMarcell Ozuna, 3	Batting At-Bats.....Ronald Acuña Jr., 11 (2020) HitsMichael Harris II, 5 (2024) RunsMichael Harris II, 2 (2024) DoublesRonald Acuña Jr., 2 (2020) Home Runs.....Five tied, 1 Walks.....Freddie Freeman, 3 (2020) RBIFour tied, 2
Pitching Games.....Four tied, 2 Games StartedMax Fried, 2 Innings Pitched.....Max Fried, 9.0 Wins.....Ian Anderson & A.J. Minter, 1 Walks.....Ian Anderson & Darren O'Day, 2 StrikeoutsIan Anderson, 9 SavesNone	Pitching Games.....Three tied, 2 Games StartedFive tied, 1 Innings Pitched.....Max Fried, 7.0 Wins.....Two tied, 1 Walks.....Two tied, 2 StrikeoutsIan Anderson, 9 SavesNone



Freddie Freeman plated a 13th-inning run to snap a scoreless tie in Game 1 of the 2020 NL Wild Card Series.

BRAVES AND THE HALL OF FAME

BRAVES PLAYERS ENSHRINED IN COOPERSTOWN

There are 51 players in the National Baseball Hall of Fame who wore a Braves uniform at some point in their career. Following is a list of those players and the years they played for the Braves.

Player	Years With Braves	Player	Years With Braves
*Henry Aaron	1954-74	Joe "Ducky" Medwick	1945
Earl Averill	1941	*Charles "Kid" Nichols	1890-1901
Dave Bancroft	1924-27	*Phil Niekro	1964-83, 1987
Dennis "Dan" Brouthers	1889	Jim O'Rourke	1876-78, 80
Orlando Cepeda	1969-72	Gaylord Perry	1981
*John Clarkson	1888-92	Charles Radbourn	1886-89
Jimmy Collins	1895-1900	George Herman "Babe" Ruth	1935
*Hugh Duffy	1892-1900	Albert "Red" Schoendienst	1957-60
Johnny Evers	1914-17, 1929	Al Simmons	1939
*Tom Glavine	1987-2002, 2008	George Sisler	1928-30
Burleigh Grimes	1930	Enos Slaughter	1959
William "Billy" Hamilton	1896-1901	*John Smoltz	1988-2008
Billy Herman	1946	*Warren Spahn	1942, 1946-64
Rogers Hornsby	1928	Casey Stengel	1924-25
*Chipper Jones	1993-2012	Bruce Sutter	1985-88
Joe Kelley	1891, 1908	Billy Wagner	2010
Mike "King" Kelly	1887-89, 1891-92	Ed Walsh	1917
Ernie Lombardi	1942	Lloyd Waner	1941
Al Lopez	1936-40	Paul Waner	1941-42
*Greg Maddux	1993-2003	James "Deacon" White	1877
*Rabbit Maranville	1912-20, 1929-1933, 1935	Hoyt Wilhelm	1969-71
Richard Marquard	1922-25	*Vic Willis	1898-1905
*Eddie Mathews	1952-66	George Wright	1876-78, 1880-81
*Tommy McCarthy	1885, 1892-95	Henry "Harry" Wright	1876-77
*Fred McGriff	1993-1997	Denton "Cy" Young	1911
Bill McKechnie	1913	*Played more games with Braves than any other team	

BRAVES HALL OF FAME INDUCTEES

Name	Uniform Number	Year Inducted	Name	Uniform Number	Year Inducted
Hank Aaron	44	1999	Dave Pursley	---	2014
Eddie Mathews	41	1999	Don Sutton	---	2015
Phil Niekro	35	1999	Andruw Jones	25	2016
Warren Spahn	21	1999	John Schuerholz	---	2016
Dale Murphy	3	2000	Tim Hudson	15	2018
Ted Turner	---	2000	Joe Simpson	---	2018
Lew Burdette	33	2001	Hugh Duffy	---	2019
Ernie Johnson	---	2001	Terry Pendleton	5	2019
Bill Bartholomay	---	2002	Joe Adcock	9	2022
Johnny Sain	33	2002	Leo Mazzone	54	2022
Del Crandall	1	2003	Joe Torre	15	2022
Tommy Holmes	1	2004	Rico Carty	25	2023
Kid Nichols	---	2004	Fred Tenney	---	2023
Skip Caray	---	2004	William Henry "Harry" Wright	---	2024
Pete Van Wieren	---	2004			
Herman Long	---	2005			
Paul Snyder	---	2005			
Ralph Garr	48	2006			
Bill Lucas	---	2006			
David Justice	23	2007			
Greg Maddux	31	2009			
Tom Glavine	47	2010			
Bobby Cox	6	2011			
John Smoltz	29	2012			
Chipper Jones	10	2013			
Javy Lopez	8	2014			
Rabbit Maranville	1	2014			

BRAVES RETIRED NUMBERS

The Braves have retired 12 numbers, including Jackie Robinson's No. 42, which MLB retired across the sport on April 15, 1997.

21

WARREN SPAHN

NUMBER RETIRED - 1965
HALL OF FAME - 1973

41

EDDIE MATHEWS

NUMBER RETIRED - 1969
HALL OF FAME - 1978

44

HANK AARON

NUMBER RETIRED - 1975
HALL OF FAME - 1982

35

PHIL NIEKRO

NUMBER RETIRED - 1984
HALL OF FAME - 1997

3

DALE MURPHY

NUMBER RETIRED - 1994

31

GREG MADDUX

NUMBER RETIRED - 2009
HALL OF FAME - 2014

41

TOM GLAVINE

NUMBER RETIRED - 2010
HALL OF FAME - 2014

6

BOBBY COX

NUMBER RETIRED - 2011
HALL OF FAME - 2014

29

JOHN SMOLTZ

NUMBER RETIRED - 2012
HALL OF FAME - 2015

10

CHIPPER JONES

NUMBER RETIRED - 2013
HALL OF FAME - 2018

25


ANDRUW JONES

NUMBER RETIRED - 2023

42

JACKIE ROBINSON

NUMBER RETIRED BY
MAJOR LEAGUE BASEBALL
ON APRIL 15, 1997



HANK AARON



OUTFIELDER

Full Name **Henry Louis Aaron**

Batted **Right**

Threw **Right**

Height **6-0**

Weight **180**

DOB **2/5/1934**

Born **Mobile, AL**

Died: **1/22/21 in Atlanta, GA**

Years with Braves: **1954-74**

Number Retired **1975**

One of the greatest hitters of all time, Hank Aaron was elected to Baseball's Hall of Fame in January 1982. He missed by nine votes being the first unanimous choice ever in the voting by the Baseball Writers' Association of America. Aaron received 406 of a possible 415 votes for 97.8 percent. Aaron and Frank Robinson were inducted into the Hall of Fame at Cooperstown, N.Y., on August 1, 1982. In his 23-year Major League career, Aaron re-wrote baseball's record book. He holds more Major League batting records than any other player in the game's history. Among his records are Most Runs Batted In, Lifetime (2,297); Most Extra-Base Hits, Lifetime (1,477); and Most Total Bases, Lifetime (6,856). Aaron also ranks second on the all-time list in at-bats (12,364), and home runs (755), third in games (3,298) and hits (3,771), fourth in runs (2,174, tied with Babe Ruth), 10th in doubles (624), 12th in singles (2,294) and is tied for 18th in years of service (23). His most famous home run came in Atlanta on April 8, 1974, when he hit his 715th, breaking Babe Ruth's seemingly untouchable record. He did it before a sellout crowd of 53,775 at Atlanta Stadium. The pitch came in the bottom of the fourth inning, the Los Angeles Dodgers leading 3-1, with a 1-0 count and Darrell Evans waiting on first. Al Downing threw a fastball at 9:07 p.m. that Hank sent over the left field fence. Reliever Tom House caught the ball in the Braves' bullpen and brought it to Aaron in the home plate celebration. On May 17, 1970, Hank singled at Cincinnati to become the first player to compile both 3,000 career hits and more than 500 homers. He joined the 30-30 club (30 HRs and 30 SBs in the same season) in 1963. Aaron played in the Major League All-Star Game 24 times, including the years 1959-61 when two games were played. He was honored as the National League's Most Valuable Player in 1957 and named Player of the Year by Sporting News in 1956 and 1963. He played 21 seasons with the Braves before being traded to Milwaukee for outfielder Dave May and minor leaguer Roger Alexander at the end of 1974. Aaron retired as a player two years later. Aaron was first scouted by Dewey Griggs of the Milwaukee Braves during an Indianapolis Clowns tryout. The Braves eventually were able to strike a deal and beat out the Giants for Aaron's services. In 1952 he was assigned to the Eau Claire, Wisconsin, team of the Northern League. He was the unanimous choice for the Northern League's Rookie of the Year while only playing in 87 games (.336, 9 HR, 61 RBI, 116 hits and 89 runs).

In 1953 he was promoted to the Jacksonville Tars, where he became the first African-American player in the South Atlantic League. Aaron won the batting title (.362) and led the league in RBI (125), runs (115), hits (208) and finished second in home runs (22) and earned the league's MVP award. He began his Major League career in 1954 when a spring training injury forced Bobby Thomson out of the Braves' lineup. In his debut he struck out twice, grounded out, hit into a double play and fouled out. Aaron hit his first home run off Vic Raschi on April 23, 1954. He became the second youngest player to win a batting title (.328) in 1956 and the second youngest to collect his 1,000th hit, off Sandy Koufax in 1959. On June 12, 1967, Aaron recorded his 2,500th hit and achieved his 3,000th hit on May 17, 1970. His 2,000th RBI came on July 3, 1972. During his career, Aaron had a 20-year string of 20 or more home runs. After turning 35, he hit 245 home runs and from the ages 35 to 39 he hit at least 34 home runs a year. Over his 23-year Major League career, he averaged just 63 strikeouts a year, with his highest strikeout total being 97 in 1967. He hit .300 or better in 14 seasons, won the NL home run crown three times and tied for a fourth, led the league in RBI four times and won three Gold Gloves. Aaron hit his 755 home runs off 310 different pitchers, including 12 Hall of Famers. He hit the most off of Hall of Famer Don Drysdale (17), the most in the month of July (152), the most against the Cincinnati Reds (97) and the most in the first inning (124). Aaron hit 400 solo home runs and hit seven of his 755 as a second baseman and had three pinch-hit home runs. He had only one three-homer game, at San Francisco on June 21, 1959. Following his playing career, Aaron joined the Braves' front office on October 7, 1976, for a 13-year tenure as a Braves Vice President and Director of Player Development. In that position, he oversaw the development of many players instrumental in the Braves' 1982 National League West Division championship, including Dale Murphy, who won back-to-back NL MVP awards in 1982-83. From December of 1989 until his death, he served as Braves' Senior Vice President and in February of 2000, Aaron replaced the late Pee Wee Reese on the Hall of Fame Veterans Committee.

COMPLETE RECORD

Year	Club	AVG	G	AB	R	H	2B	3B	HR	RBI	BB	SO	SB
1952	Eau Claire	.336	87	345	79	116	19	4	9	61	33	19	25
1953	Jacksonville	.362	137	574	115	208	36	14	22	125	35	22	13
1954	Milwaukee	.280	122	468	58	131	27	6	13	69	28	39	2
1955	Milwaukee	.314	153	602	105	189	37	9	27	106	49	61	3
1956	Milwaukee	.328	153	609	106	200	34	14	26	92	37	54	2
1957	Milwaukee	.322	151	615	118	198	27	6	44	132	57	58	1
1958	Milwaukee	.326	153	601	109	196	34	4	30	95	59	49	4
1959	Milwaukee	.355	154	629	116	223	46	7	39	123	51	54	8
1960	Milwaukee	.292	153	590	102	172	20	11	40	126	60	63	16
1961	Milwaukee	.327	155	603	115	197	39	10	34	120	56	64	21
1962	Milwaukee	.323	156	592	127	191	28	6	45	128	66	73	15
1963	Milwaukee	.319	161	631	121	201	29	4	44	130	78	94	31
1964	Milwaukee	.328	145	570	103	187	30	2	24	95	62	46	22
1965	Milwaukee	.318	150	570	109	181	40	1	32	89	60	81	24
1966	Atlanta	.279	158	603	117	168	23	1	44	127	76	96	21
1967	Atlanta	.307	155	600	113	184	37	3	39	109	63	97	17
1968	Atlanta	.287	160	606	84	174	33	4	29	86	64	62	28
1969	Atlanta	.300	147	547	100	164	30	3	44	97	87	47	9
1970	Atlanta	.298	150	516	103	154	26	1	38	118	74	63	9
1971	Atlanta	.327	139	495	95	162	22	3	47	118	71	58	1
1972	Atlanta	.265	129	449	75	119	10	0	34	77	92	55	4
1973	Atlanta	.301	120	392	84	118	12	1	40	96	68	51	1
1974	Atlanta	.268	112	340	47	91	16	0	20	69	39	29	1
1975	Milwaukee	.234	137	465	45	109	16	2	12	60	70	51	0
1976	Milwaukee	.229	85	271	22	62	8	0	10	35	35	38	0
A.L. Totals		.232	222	736	67	171	24	2	22	95	105	89	0
N.L. Totals		.310	3076	11628	2107	3600	600	96	733	2202	1297	1289	240
Major Totals		.305	3298	12364	2174	3771	624	98	755	2297	1402	1383	240

LEAGUE CHAMPIONSHIP SERIES RECORD

Year	Club, Opp	AVG	G	AB	R	H	2B	3B	HR	RBI	SB
1969	Atl. vs. N.Y.	.357	3	14	3	5	2	0	3	7	0

WORLD SERIES RECORD

Year	Club, Opp	AVG	G	AB	R	H	2B	3B	HR	RBI	SB
1957	Mil. vs. N.Y.	.393	7	28	5	11	0	1	3	7	0
1958	Mil. vs. N.Y.	.333	7	27	3	9	2	0	0	2	0
W.S. Totals		.364	14	55	8	20	2	1	3	9	0



Hall of Famer Hank Aaron hit 733 career home runs for the Braves.



BOBBY COX

6

MANAGER

Full Name **Robert Joe Cox**

Bats **Right**

Throws **Right**

Height **6-0**

Weight **185**

DOB **5/21/1941**

Resides **Tulsa, OK**

Years With Braves **1978-1981, 1990-2010**

Number Retired **2011**

Known as the consummate “players” manager, Bobby Cox treated everyone with respect and dignity. He spent 29 seasons as a Major League skipper, including 25 seasons in two stints at the helm of the Braves. His 2,504 wins rank fourth all-time and include a franchise-best 2,149 victories with the Braves and 355 with the Toronto Blue Jays. Cox posted an overall career record of 2,504-2001-3 (.556). The 2010 campaign marked his final season on the bench, as Atlanta went 91-71 and claimed the National League’s Wild Card. The 2010 campaign was Cox’s 15th with 90 or more wins, tying him for second all-time in 90-win seasons with Hall of Fame skipper Joe McCarthy (15) and putting him one behind the legendary John McGraw (16). Cox and McCarthy are the only managers in Major League history to compile six 100-win seasons. On June 8, 2009, Cox posted his 2,000th Braves victory, making him just the fourth skipper in big-league history to claim 2,000 wins with one team, joining Connie Mack (Athletics), John McGraw (Giants) and Walter Alston (Dodgers). On September 29, 2004, in the season’s final home game, Cox earned his 2,000th career victory with a 6-4 decision over the New York Mets. He became just the ninth skipper in big-league history to reach the milestone. Cox won 15 division crowns in his career, including 14 straight in Atlanta that led to five pennants (1991, 1992, 1995, 1996 and 1999) and one World Championship (1995). He had a string of 15 consecutive winning seasons from 1991 to 2005, tying him with Al Lopez and Earl Weaver for third place all-time in consecutive winning campaigns. Cox was voted the Manager of the Year by the Baseball Writers Association of America four times (1985 with Toronto and 1991, 2004 and 2005

with Atlanta). The Sporting News, in a poll of his peers, honored Cox as the league’s top skipper seven times with the Braves and eight times overall. No other manager has won the Sporting News award more than three times since the magazine started the balloting in 1936. In 1991 the Associated Press named him MLB Manager of the Year, as he became the first manager to earn that honor in both leagues, having also won it while with the Blue Jays in 1985. Cox brought the city of Atlanta its first major professional sports championship in 1995 when the Braves beat Cleveland, four games to two, in the World Series. Cox managed the Braves from 1978 to ‘81, compiling a 266-323 record and laying the groundwork for the club’s NL West title in 1982. He began a four-year tenure as Toronto’s manager in 1982, lifting a habitual last-place team to within one game of attaining a World Series berth in 1985. Cox returned to the Braves as general manager in October 1985 and oversaw a farm system which set the foundation for great success. He added the field managing responsibilities on June 22, 1990, then devoted all his time to those duties when the Braves named John Schuerholz as General Manager in October of that year. When Braves owner Ted Turner fired Cox in 1981, Turner was asked at the press conference who was likely to be the next manager. “It would be Bobby Cox if I hadn’t just fired him,” Turner said. “We need someone like him around here.” The Braves retired Cox’s uniform number 6 and inducted him into the Braves Hall of Fame in August 2011. He was inducted into the National Baseball Hall of Fame in July 2014, along with two of his former pitchers, Greg Maddux and Tom Glavine.

MANAGERIAL RECORD

Year	Club / League	W-L	Overall		Pos.	Vs. Division		Extra Innings	
			Pct.			W-L	Pct.	W-L	Pct
1971	Ft. Lauderdale / FS�	71-70	.504		4th				
1972	West Haven / Eastern	84-56	.600		1st				
1973	Syracuse / International	76-70	.521		3rd				
1974	Syracuse / International	74-70	.514		2nd				
1975	Syracuse / International	72-64	.529		3rd				
1976	Syracuse / International	82-57	.590		2nd				
1978	Atlanta / National	69-93	.426		6th	38-52	.422	6-8	.429

MANAGERIAL RECORD, CONTINUED

Year	Club / League	Overall			Vs. Division		Extra Innings	
		W-L	Pct.	Pos.	W-L	Pct.	W-L	Pct
1979	Atlanta / National	66-94	.413	6th	42-48	.467	3-9	.250
1980	Atlanta / National	81-80	.503	4th	43-46	.483	8-6	.571
1981	Atlanta / National	50-56-1	.472	5th	31-33	.484	10-4	.714
1982	Toronto / American	78-84	.481	T6th	33-45	.423	10-5	.667
1983	Toronto / American	89-73	.549	4th	39-39	.500	11-6	.647
1984	Toronto / American	89-73-1	.549	2nd	37-41	.474	6-12	.333
1985	Toronto / American	99-62	.615	1st	44-33	.571	12-5	.706
1990	Atlanta / National	40-57	.412	6th	22-35	.386	4-8	.333
1991	Atlanta / National	94-68	.580	1st	51-39	.567	8-6	.571
1992	Atlanta / National	98-64	.605	1st	58-32	.644	10-7	.588
1993	Atlanta / National	104-58	.642	1st	55-23	.705	7-6	.538
1994	Atlanta / National	68-46	.586	2nd	23-16	.590	7-2	.778
1995	Atlanta / National	90-54	.625	1st	31-21	.596	3-9	.250
1996	Atlanta / National	96-66	.593	1st	32-20	.615	6-8	.429
1997	Atlanta / National	101-61	.623	1st	29-19	.604	10-10	.500
1998	Atlanta / National	106-56	.654	1st	30-18	.625	2-4	.333
1999	Atlanta / National	103-59	.636	1st	35-16	.686	17-5	.773
2000	Atlanta / National	95-67	.586	1st	27-24	.529	3-5	.375
2001	Atlanta / National	88-74	.543	1st	42-34	.553	8-8	.500
2002	Atlanta / National	101-59-1	.631	1st	47-28	.627	7-8	.467
2003	Atlanta / National	101-61	.623	1st	41-35	.539	7-10	.412
2004	Atlanta / National	96-66	.593	1st	51-25	.671	7-8	.467
2005	Atlanta / National	90-72	.556	1st	42-33	.560	6-7	.462
2006	Atlanta / National	79-83	.488	3rd	35-38	.479	8-3	.727
2007	Atlanta / National	84-78	.519	3rd	39-33	.542	6-9	.400
2008	Atlanta / National	72-90	.444	4th	31-41	.431	3-10	.231
2009	Atlanta / National	86-76	.531	3rd	41-31	.569	9-7	.563
2010	Atlanta / National	91-71	.562	2nd	38-34	.528	8-7	.533
Minor Totals		459-387	.543		---	---	---	---
Atlanta Totals		2149-1709-2	.557		954-774	.552	173-174	.499
Major Totals		2504-2001-3	.556		1107-931	.543	212-202	.512

RECORD IN POSTSEASON & ALL-STAR GAMES

Year	Club	League	Opponent	D.S.		L.C.S.		W.S.		A.S.G.	
				W	L	W	L	W	L	W	L
1985	Toronto	American	Kansas City	-	-	3	4	-	-	-	-
1991	Atlanta	National	Pittsburgh	-	-	4	3	-	-	-	-
			Minnesota	-	-	-	-	3	4	-	-
			Pittsburgh	-	-	4	3	-	-	-	-
1992	Atlanta	National	Toronto	-	-	-	-	2	4	-	-
			American	-	-	-	-	-	-	0	1
			Philadelphia	-	-	2	4	-	-	-	-
1993	Atlanta	National	American	-	-	-	-	-	-	0	1
			Colorado	3	1	-	-	-	-	-	-
			Cincinnati	-	-	4	0	-	-	-	-
1995	Atlanta	National	Cleveland	-	-	-	-	4	2	-	-
			Los Angeles	3	0	-	-	-	-	-	-
			St. Louis	-	-	4	3	-	-	-	-
1996	Atlanta	National	New York (A)	-	-	-	-	2	4	-	-
			American	-	-	-	-	-	-	1	0
			Houston	3	0	-	-	-	-	-	-
1997	Atlanta	National	Florida	-	-	2	4	-	-	-	-
			American	-	-	-	-	-	-	0	1
			Chicago	3	0	-	-	-	-	-	-
1998	Atlanta	National	San Diego	-	-	2	4	-	-	-	-
			Houston	3	1	-	-	-	-	-	-
			New York (N)	-	-	4	2	-	-	-	-
1999	Atlanta	National	New York (A)	-	-	-	-	0	4	-	-
			St. Louis	0	3	-	-	-	-	-	-
			American	-	-	-	-	-	-	0	1
2000	Atlanta	National	Houston	3	0	-	-	-	-	-	-
			Arizona	-	-	1	4	-	-	-	-
			San Francisco	2	3	-	-	-	-	-	-
2002	Atlanta	National	Chicago	2	3	-	-	-	-	-	-
2003	Atlanta	National	Houston	2	3	-	-	-	-	-	-
2004	Atlanta	National	Houston	2	3	-	-	-	-	-	-
2005	Atlanta	National	Houston	1	3	-	-	-	-	-	-
2010	Atlanta	National	San Francisco	1	3	-	-	-	-	-	-
Totals				26	20	30	31	11	18	1	4



TOM GLAVINE

47

PITCHER

Full Name **Thomas Michael Glavine**

Bats **Left**

Throws **Left**

Height **6-0**

Weight **205**

DOB **3/25/1966**

Born **Concord, MA**

Years With Braves **1987-2002, 2008**

Number Retired **2010**

Tom Glavine won 305 regular-season games in his 22-year Major League career. But it was his eight innings of one-hit, shutout baseball in Game 6 of the 1995 World Series that accounted for his most significant victory. The Braves won 1-0 to capture the first championship in Atlanta history, and Glavine earned the series Most Valuable Player. The left-hander arrived in Atlanta in 1987 and he won 20 or more games each year from 1991 to 1993. He won two Cy Young awards, first in 1991 and then in 1998. From 1993 to 1999, the Braves featured arguably the game's top starting rotation – led by Glavine, Greg Maddux and John Smoltz. Over that seven-year stretch, Atlanta won six NL West Division titles and the League Championship Series in 1995, 1996 and 1999 in addition to the 1995 World Series. Glavine also pitched in two other Fall Classics – in 1991 and 1992. Following the 2002 season, Glavine signed as a free agent with the New York Mets.

He won his 300th game on August 5, 2007, an 8-3 verdict over the Chicago Cubs, becoming the 23rd pitcher and just the sixth left-hander to reach that plateau. Glavine returned to Atlanta in 2008 before retiring after the 2009 season. On the Braves' career lists, Glavine ranks fourth in wins (244) and strikeouts (2,091). He had five 20-win seasons, leading the NL or tying for the lead each time. Glavine's lifetime ledger was 305-203 with a 3.54 ERA, and his 682 games started ranked 12th on baseball's all-time list when he retired. Possessing excellent control, the 10-time All-Star was a master at mixing up the speed of his pitches and locating them on – or just off – the corners of the strike zone. He also won four Silver Slugger Awards. Glavine was inducted into the National Baseball Hall of Fame in July 2014, after earning 91.9 percent of the vote in his first year on the ballot.

COMPLETE RECORD

Year	Club	W-L	ERA	G	GS	CG	SHO	SV	IP	H	R	ER	HR	HB	BB	SO	WP	BK
1984	Bradenton	2-3	3.34	8	7	0	0	0	32.1	29	17	12	0	1	13	34	12	0
1985	Sumter	9-6	2.35	26	26	2	1	0	168.2	114	58	44	6	9	73	174	19	0
1986	Greenville	11-6	3.41	22	22	2	1	0	145.1	129	62	55	14	2	70	114	8	0
	Richmond	1-5	5.63	7	7	1	1	0	40.0	40	29	25	4	2	27	12	3	0
1987	Richmond	6-12	3.35	22	22	4	1	0	150.1	142	70	56	15	5	56	91	8	0
	Atlanta	2-4	5.54	9	9	0	0	0	50.1	55	34	31	5	3	33	20	1	1
1988	Atlanta	7-17	4.56	34	34	1	0	0	195.1	201	111	99	12	8	63	84	2	2
1989	Atlanta	14-8	3.68	29	29	6	4	0	186.0	172	88	76	20	2	40	90	2	0
1990	Atlanta	10-12	4.28	33	33	1	0	0	214.1	232	111	102	18	1	78	129	8	1
1991	Atlanta	20-11	2.55	34	34	9	1	0	246.2	201	83	70	17	2	69	192	10	2
1992	Atlanta	20-8	2.76	33	33	7	5	0	225.0	197	81	69	6	2	70	129	5	0
1993	Atlanta	22-6	3.20	36	36	4	2	0	239.1	236	91	85	16	2	90	120	4	0
1994	Atlanta	13-9	3.97	25	25	2	0	0	165.1	173	76	73	10	1	70	140	8	1
1995	Atlanta	16-7	3.08	29	29	3	1	0	198.2	182	76	68	9	5	66	127	3	0
1996	Atlanta	15-10	2.98	36	36	1	0	0	235.1	222	91	78	14	0	85	181	4	0
1997	Atlanta	14-7	2.96	33	33	5	2	0	240.0	197	86	79	20	4	79	152	3	0
1998	Atlanta	20-6	2.47	33	33	4	3	0	229.1	202	67	63	13	2	74	157	3	0
1999	Atlanta	14-11	4.12	35	35	2	0	0	234.0	259	115	107	18	4	83	138	2	0
2000	Atlanta	21-9	3.40	35	35	4	2	0	241.0	222	101	91	24	4	65	152	0	0
2001	Atlanta	16-7	3.57	35	35	1	1	0	219.1	213	92	87	24	2	97	116	2	0
2002	Atlanta	18-11	2.96	36	36	2	1	0	224.2	210	85	74	21	8	78	127	2	0
2003	New York (NL)	9-14	4.52	32	32	0	0	0	183.1	205	94	92	21	2	66	82	2	0
2004	New York (NL)	11-14	3.60	33	33	1	1	0	212.1	204	94	85	20	0	70	109	0	0

2005	New York (NL)	13-13	3.53	33	33	2	1	0	211.1	227	88	83	12	3	61	105	1	0
2006	New York (NL)	15-7	3.82	32	32	0	0	0	198.0	202	94	84	22	6	62	131	1	0
2007	New York (NL)	13-8	4.45	34	34	1	1	0	200.1	219	102	99	23	4	64	89	2	0
2008	Atlanta	2-4	5.54	13	13	0	0	0	63.1	67	40	39	11	1	37	37	0	0
	Myrtle Beach#	0-0	2.25	1	1	0	0	0	4.0	3	1	1	0	1	1	4	0	0
	Mississippi#	0-1	3.60	1	1	0	0	0	5.0	4	3	2	0	0	1	1	0	0
2009	Rome#	1-0	0.00	1	1	0	0	0	6.0	3	0	0	0	0	0	2	1	0
	Mississippi#	0-0	4.50	1	1	0	0	0	2.0	3	1	1	1	0	1	0	0	0
	Gwinnett#	1-0	3.38	2	2	0	0	0	8.0	11	3	3	1	0	2	3	0	0
Minor Totals		31-33	3.19	91	90	9	4	0	561.2	478	244	199	41	20	244	435	51	0
Atlanta Totals		244-147	3.41	518	518	52	22	0	3408.0	3241	1428	1291	258	51	1177	2091	59	7
Major Totals		305-203	3.54	682	682	56	25	0	4413.1	4298	1900	1734	356	66	1500	2607	65	7

Bold indicates led league; #Injury rehabilitation assignment.

DIVISION SERIES RECORD

Year	Club, Opp.	W-L	ERA	G	GS	CG	SHO	SV	IP	H	R	ER	HR	HB	BB	SO	WP	BK
1995	Atl. vs. Col.	0-0	2.57	1	1	0	0	0	7.0	5	3	2	1	0	1	3	0	0
1996	Atl. vs. LA	1-0	1.35	1	1	0	0	0	6.2	5	1	1	0	0	3	7	0	0
1997	Atl. vs. Hou.	1-0	4.50	1	1	0	0	0	6.0	5	3	3	0	0	5	4	0	0
1998	Atl. vs. Chi.	0-0	1.29	1	1	0	0	0	7.0	3	1	1	0	0	1	8	0	0
1999	Atl. vs. Hou.	0-0	3.00	1	1	0	0	0	6.0	5	2	2	0	1	3	6	0	0
2000	Atl. vs. Stl.	0-1	27.00	1	1	0	0	0	2.1	6	7	7	2	1	1	2	0	0
2001	Atl. vs. Hou.	1-0	0.00	1	1	0	0	0	8.0	6	0	0	0	0	2	3	0	0
2002	Atl. vs. SF	0-2	15.26	2	2	0	0	0	7.2	17	13	13	1	0	7	4	0	0
2006	NYM vs. LA	1-0	0.00	1	1	0	0	0	6.0	4	0	0	0	0	2	2	0	0
D.S. Totals		4-3	4.61	10	10	0	0	0	56.2	56	30	29	4	2	25	39	0	0

LEAGUE CHAMPIONSHIP SERIES RECORD

Year	Club, Opp.	W-L	ERA	G	GS	CG	SHO	SV	IP	H	R	ER	HR	HB	BB	SO	WP	BK
1991	Atl. vs. Pit.	0-2	3.21	2	2	0	0	0	14.0	12	5	5	1	0	6	11	0	0
1992	Atl. vs. Pit.	0-2	12.27	2	2	0	0	0	7.1	13	11	10	3	2	3	2	0	0
1993	Atl. vs. Phi.	1-0	2.57	1	1	0	0	0	7.0	6	2	2	1	0	0	5	0	0
1995	Atl. vs. Cin.	0-0	1.29	1	1	0	0	0	7.0	7	1	1	0	1	2	5	0	0
1996	Atl. vs. Stl.	1-1	2.08	2	2	0	0	0	13.0	10	3	3	2	1	0	9	0	0
1997	Atl. vs. Fla.	1-1	5.40	2	2	0	0	0	13.1	13	8	8	0	1	11	9	0	0
1998	Atl. vs. SD	0-2	2.31	2	2	0	0	0	11.2	13	6	3	0	0	9	8	0	0
1999	Atl. vs. NY	1-0	0.00	1	1	0	0	0	7.0	7	0	0	0	0	1	0	0	0
2001	Atl. vs. Ari.	1-1	1.50	2	2	0	0	0	12.0	10	4	2	1	0	5	5	1	0
2006	NYM vs. Stl.	1-1	2.45	2	2	0	0	0	11.0	11	3	3	1	0	5	4	0	0
L.C.S. Totals		6-10	3.22	17	17	0	0	0	103.1	102	43	37	9	5	42	66	1	0

WORLD SERIES RECORD

Year	Club, Opp.	W-L	ERA	G	GS	CG	SHO	SV	IP	H	R	ER	HR	HB	BB	SO	WP	BK
1991	Atl. vs. Min.	1-1	2.70	2	2	1	0	0	13.1	8	6	4	2	0	7	8	0	1
1992	Atl. vs. Tor.	1-1	1.59	2	2	2	0	0	17.0	10	3	3	2	0	4	8	0	0
1995	Atl. vs. Clev.	2-0	1.29	2	2	0	0	0	14.0	4	2	2	1	0	6	11	1	0
1996	Atl. vs. NYY	0-1	1.29	1	1	0	0	0	7.0	4	2	1	0	0	3	8	0	0
1999	Atl. vs. NYY	0-0	5.14	1	1	0	0	0	7.0	7	5	4	3	0	0	3	0	0
W.S. Totals		4-3	2.16	8	8	3	0	0	58.1	33	18	14	8	0	20	38	1	1

ALL-STAR GAME RECORD

Year	Club, Site	W-L	ERA	G	GS	CG	SHO	SV	IP	H	R	ER	HR	HB	BB	SO	WP	BK
1991	N.L., Tor.	0-0	0.00	1	1	0	0	0	2.0	1	0	0	0	0	1	3	0	0
1992	N.L., SD	0-1	27.00	1	1	0	0	0	1.2	9	5	5	0	0	0	2	0	0
1993	N.L., Bal.					Did Not Pitch												
1996	N.L., Phi.	0-0	0.00	1	0	0	0	0	1.0	0	0	0	0	0	0	1	0	0
1997	N.L., Cle.					Did Not Pitch												
1998	N.L., Col.	0-0	27.00	1	0	0	0	0	1.1	5	4	4	0	0	3	0	0	0
2000	N.L., Atl.	0-0	0.00	1	0	0	0	0	1.0	0	0	0	0	0	0	1	0	0
2002	N.L., Mil.					Did Not Pitch												
2004	N.L., Hou.	0-0	0.00	1	0	0	0	0	1.0	1	0	0	0	0	0	0	0	0
2006	N.L., Pit.					Did Not Pitch												
All-Star Totals		0-1	10.13	6	2	0	0	0	8.0	16	9	9	0	0	4	7	0	0



ANDRUW JONES

25

OUTFIELDER

Full Name **Andruw Rudolf Jones**

Bats **Right**

Throws **Right**

Height **6-1**

Weight **225**

DOB **4/23/1977**

Born **Willemstad, Curacao**

Years With Braves **1996-2007**

Number Retired **2023**

Andruw Jones achieved notoriety as one of the premier defensive center fielders in baseball history. Combining an uncanny ability to get a jump on the ball with a strong arm, he earned 10 straight Gold Gloves while leading National League players at his position in putouts six times and assists on three occasions. Jones supplied plenty of offensive flare, as well. In Game 1 of the 1996 World Series, at age 19, he became the youngest player to hit a home run in the Fall Classic – going deep twice (in his first two at-bats) against the New York Yankees. Jones enjoyed his finest season at the plate in 2005, leading the majors with a then-franchise-record 51 home runs and the NL with 128 RBI. He was named Sporting News Major League Player of the Year and winner of the NL Hank Aaron Award and a Silver

Slugger Award. A five-time All-Star, Jones played for 10 of Atlanta's record 14 division championship teams. On the Braves' career lists, he ranks fourth in extra-base hits (732); fifth in runs (1,045), doubles (330), home runs (368), total bases (3,185) and RBI (1,117); sixth in games played (1,761) and at-bats (6,408); and seventh in hits (1,683). He averaged 157 games per year over his 11 full seasons in Atlanta. Jones subsequently played for the Los Angeles Dodgers, Texas Rangers, Chicago White Sox and Yankees. He was inducted into the Braves Hall of Fame in 2016. The native of Curacao has made substantial advances in National Baseball Hall of Fame balloting, rising from 7.3 percent in his first year of eligibility in 2018 to 61.6 percent in 2024.

COMPLETE RECORD

Year	Club	AVG	G	AB	R	H	2B	3B	HR	RBI	SH	SF	HP	BB	SO	SB-CS	OBP	SLG	E
1994	GCL Braves	.221	27	95	22	21	5	1	2	10	0	0	2	16	19	5-2	.345	.358	2
	Danville	.336	36	143	20	48	9	2	1	16	0	1	3	9	25	16-9	.385	.448	3
1995	Macon	.278	139	537	104	149	41	5	25	100	0	9	16	70	122	56-11	.372	.512	4
1996	Durham	.313	66	243	65	76	14	3	17	43	0	1	3	42	54	16-4	.419	.605	2
	Greenville	.369	38	157	39	58	10	1	12	37	0	1	1	17	34	12-4	.432	.675	1
	Richmond	.378	12	45	11	17	3	1	5	12	0	0	0	1	9	2-2	.391	.822	0
	Atlanta	.217	31	106	11	23	7	1	5	13	0	0	0	7	29	3-0	.266	.443	2
1997	Atlanta	.231	153	399	60	92	18	1	18	70	5	3	4	56	107	20-11	.329	.416	7
1998	Atlanta	.272	159	582	89	158	33	8	31	90	1	4	4	40	129	27-4	.321	.516	2
1999	Atlanta	.275	162	592	97	163	35	5	26	84	0	2	9	76	103	24-12	.365	.483	10
2000	Atlanta	.303	161	656	122	199	36	6	36	104	0	5	9	59	100	21-6	.366	.541	2
2001	Atlanta	.251	161	625	104	157	25	2	34	104	0	9	3	56	142	11-4	.312	.461	6
2002	Atlanta	.264	154	560	91	148	34	0	35	94	0	6	10	83	135	8-3	.366	.513	3
2003	Atlanta	.277	156	595	101	165	28	2	36	116	0	6	5	53	125	4-3	.338	.513	3
2004	Atlanta	.261	154	570	85	149	34	4	29	91	0	2	3	71	147	6-6	.345	.488	3
2005	Atlanta	.263	160	586	95	154	24	3	51	128	0	7	15	64	112	5-3	.347	.575	2
2006	Atlanta	.262	156	565	107	148	29	0	41	129	0	9	13	82	127	4-1	.363	.531	2
2007	Atlanta	.222	154	572	83	127	27	2	26	94	0	9	8	70	138	5-2	.311	.413	2
2008	Los Angeles-NL	.158	75	209	21	33	8	1	3	14	0	1	1	27	76	0-1	.256	.249	1
	Las Vegas	.323	11	31	7	10	0	0	4	11	0	2	0	3	5	2-0	.361	.710	0
2009	Texas	.214	82	281	43	60	18	0	17	43	0	3	2	45	72	5-1	.323	.459	0
	Frisco	.222	3	9	0	2	0	0	0	0	0	0	0	3	1	1-0	.417	.222	0
2010	Chicago-AL	.230	107	278	41	64	12	1	19	48	0	2	3	45	73	9-2	.342	.486	3
2011	New York-AL	.247	77	190	27	47	8	0	13	33	0	0	3	29	62	0-0	.356	.495	1
2012	New York-AL	.197	94	233	27	46	7	0	14	34	0	3	5	28	71	0-0	.294	.408	1
2013	Rakuten	.243	143	478	81	116	21	1	26	94	0	6	15	105	164	4-3	.391	.454	0
2014	Rakuten	.221	138	448	69	99	20	0	24	71	0	3	12	118	140	2-3	.394	.426	0
Minor Totals		.302	332	1260	268	381	82	13	66	229	0	14	25	161	269	110-32	.388	.545	18
Foreign Totals		.231	286	942	151	218	41	1	50	166	0	9	27	229	312	6-6	.393	.436	0
Major Totals		.254	2196	7599	1204	1933	383	36	434	1289	6	71	97	891	1748	152-59	.337	.486	50

Bold indicates led league; # Injury rehabilitation assignment.

DIVISION SERIES RECORD

Year	Club, Opp.	AVG	G	AB	R	H	2B	3B	HR	RBI	SH	SF	HP	BB	SO	SB	CS	E
1996	Atl. vs LAD	-	3	0	0	0	0	0	0	0	0	0	0	1	0	0	0	0
1997	Atl. vs Hou.	.000	3	5	1	0	0	0	0	1	0	0	0	1	1	0	0	0
1998	Atl. vs Chi.	.000	3	9	2	0	0	0	0	1	0	1	0	3	2	2	0	0
1999	Atl. vs Hou.	.222	4	18	1	4	1	0	0	2	0	0	0	1	3	0	0	0
2000	Atl. vs StL	.111	3	9	3	1	0	0	1	1	0	0	0	4	1	0	1	0
2001	Atl. vs Hou.	.500	3	12	2	6	0	0	1	1	0	0	0	0	3	0	0	0
2002	Atl. vs SF	.316	5	19	4	6	1	0	0	2	0	0	0	2	3	0	0	0
2003	Atl. vs Chi.	.059	5	17	1	1	0	0	0	1	0	0	0	4	7	0	0	1
2004	Atl. vs Hou.	.526	5	19	4	10	2	0	2	5	0	0	0	2	3	1	0	0
2005	Atl. vs Hou.	.471	4	17	5	8	3	0	1	5	0	1	1	2	3	0	0	0
2011	NY Yankees vs. Det.	-	1	0	0	0	0	0	0	1	0	1	0	0	0	0	0	0
D.S. Totals		.288	39	125	23	36	7	0	5	20	0	3	1	20	26	3	1	1

LEAGUE CHAMPIONSHIP SERIES RECORD

Year	Club, Opp.	AVG	G	AB	R	H	2B	3B	HR	RBI	SH	SF	HP	BB	SO	SB	CS	E
1996	Atl. vs StL	.222	5	9	3	2	0	0	1	3	0	0	0	3	2	0	0	0
1997	Atl. vs Fla.	.444	5	9	0	4	0	0	0	1	0	0	0	1	1	0	0	0
1998	Atl. vs SD	.273	6	22	3	6	0	0	1	2	0	1	0	1	4	1	1	0
1999	Atl. vs NY	.217	6	23	5	5	0	0	0	1	1	0	0	4	3	0	1	0
2001	Atl. vs Ari.	.176	5	17	4	3	0	0	1	1	0	0	0	1	5	0	0	0
L.C.S. Totals		.250	27	80	15	20	0	0	3	8	1	1	0	10	15	1	2	0

WORLD SERIES RECORD

Year	Club, Opp.	AVG	G	AB	R	H	2B	3B	HR	RBI	SH	SF	HP	BB	SO	SB	CS	E
1996	Atl. vs NY	.400	6	20	4	8	1	0	2	6	0	0	1	3	6	1	2	0
1999	Atl. vs NY	.077	4	13	1	1	0	0	0	0	0	0	0	1	3	0	0	0
W.S. Totals		.273	10	33	5	9	1	0	2	6	0	0	0	4	9	1	2	0

ALL-STAR GAME RECORD

Year	Club, Site	AVG	G	AB	R	H	2B	3B	HR	RBI	SH	SF	HP	BB	SO	SB	CS	E
2000	N.L., Atl.	.500	1	2	0	1	0	0	0	1	0	0	0	0	1	0	0	0
2002	N.L., Mil.	.000	1	3	0	0	0	0	0	0	0	0	0	0	2	0	0	0
2003	N.L., CWS	1.000	1	2	2	2	1	0	1	3	0	0	0	0	0	0	0	0
2005	N.L., Det.	1.000	1	1	2	1	0	0	1	2	0	0	0	1	0	0	0	0
2006	N.L., Pit.	Did Not Play																
All-Star Totals		.500	4	8	4	4	1	0	2	6	0	0	0	1	3	0	0	0

WORLD BASEBALL CLASSIC RECORD

Year	Club	AVG	G	AB	R	H	2B	3B	HR	RBI	SH	SF	HP	BB	SO	SB	CS	E
2006	Netherlands	.000	2	6	0	0	0	0	0	0	0	0	0	2	2	0	0	0
2013	Netherlands	.333	8	27	3	9	1	0	0	2	0	0	0	5	6	0	0	0
W.B.C. Totals		.273	10	33	3	9	1	0	0	2	0	0	0	7	8	0	0	0



CHIPPER JONES

10

INFIELDER Full Name **Larry Wayne Jones, Jr.**
Bats **Switch** Throws **Right**
Height **6-4** Weight **210**
DOB **4/24/1972** Born **DeLand, FL**
Years With Braves **1993, 1995-2012**
Number Retired **2013**

Chipper Jones went from a first overall draft pick to a first-ballot Hall of Famer. In between, he spent his entire 18-year major league career in a Braves uniform, playing in more games than anyone in Atlanta history (2,499). He is the Atlanta career leader in virtually every offensive category, including hits (2,726), doubles (549), home runs (468), RBI (1,623), runs (1,619), total bases (4,755), extra-base hits (1,055), walks (franchise-record 1,512), on-base percentage (franchise-record .401) and at-bats (8,984). His .303 batting average and .529 slugging percentage rank second and his 38 triples tied for second. On the franchise career lists, Jones is second to Hank Aaron in games, at-bats, runs, hits, doubles, RBI, total bases and extra-base hits; third in home runs and slugging percentage; and tied for fifth in batting average. Jones is the lone switch-hitter in Major League Baseball history with a lifetime .300 batting average and 300-plus home runs. Only Frankie Frisch posted a higher average (.316), only Eddie Murray collected more RBI (1,917) and only

Mickey Mantle (536) and Murray (504) slugged more homers. The Braves selected Jones in the 1990 amateur draft, and five years later he was runner-up for National League Rookie of the Year honors (to Los Angeles pitcher Hideo Nomo). Jones evolved into a premier third baseman and was an eight-time All-Star, including four starts. He was named the 1999 NL Most Valuable Player after batting .319 with 41 doubles, 45 homers, 110 RBI, 116 runs and 126 walks. Five other times he finished in the top 10 in MVP balloting. On July 5, 2007, Jones passed Dale Murphy for the most home runs in Atlanta annals. In 2008, Jones led the league with a .364 batting average (third-best in franchise history). He owns four of the top 10 season on-base percentages in franchise history, including an Atlanta-record .470 mark in 2008. In his first year of eligibility for the National Baseball Hall of Fame in 2018, Jones received 97.2 percent of the vote. He was inducted into the Braves Hall of Fame in 2013 and the Georgia Sports Hall of Fame in 2015..

COMPLETE RECORD

Year	Club	AVG	G	AB	R	H	2B	3B	HR	RBI	SH	SF	HP	BB	SO	SB-CS	OBP	SLG	E
1990	GCL Braves	.229	44	140	20	32	1	1	1	18	2	2	6	14	25	5-3	.321	.271	18
1991	Macon	.326	136	473	104	154	24	11	15	98	1	10	3	69	70	40-9	.407	.518	56
1992	Durham	.277	70	264	43	73	22	1	4	31	1	3	2	31	34	10-8	.353	.413	14
	Greenville	.346	67	266	43	92	17	11	9	42	4	4	0	11	32	14-1	.367	.594	18
1993	Richmond	.325	139	536	97	174	31	12	13	89	3	6	1	57	70	23-8	.387	.500	43
	Atlanta	.667	8	3	2	2	0	0	0	0	0	0	0	1	1	0-0	.750	1.000	0
1994	Atlanta																		
1995	Atlanta	.265	140	524	87	139	22	3	23	86	1	4	0	73	99	8-4	.353	.450	25
1996	Atlanta	.309	157	598	114	185	32	5	30	110	1	7	0	87	88	14-1	.393	.530	17
1997	Atlanta	.295	157	597	100	176	41	3	21	111	0	6	0	76	88	20-5	.371	.479	15
1998	Atlanta	.313	160	601	123	188	29	5	34	107	1	8	1	96	93	16-6	.404	.547	12
1999	Atlanta	.319	157	567	116	181	41	1	45	110	0	6	2	126	94	25-3	.441	.633	17
2000	Atlanta	.311	156	579	118	180	38	1	36	111	0	10	2	95	64	14-7	.404	.566	25
2001	Atlanta	.330	159	572	113	189	33	5	38	102	0	5	2	98	82	9-10	.427	.605	18
2002	Atlanta	.327	158	548	90	179	35	1	26	100	0	5	2	107	89	8-2	.435	.536	7
2003	Atlanta	.305	153	555	103	169	33	2	27	106	0	6	1	94	83	2-2	.402	.517	7
2004	Atlanta	.248	137	472	69	117	20	1	30	96	0	7	4	84	96	2-0	.362	.485	6
	Rome#	.000	1	4	0	0	0	0	0	0	0	0	0	0	0	0-0	.000	.000	0
2005	Atlanta	.296	109	358	66	106	30	0	21	72	0	2	0	72	56	5-1	.412	.556	5
	Rome#	.500	3	6	1	3	0	0	2	0	0	0	3	1	0	0-0	.667	.500	1
2006	Atlanta	.324	110	411	87	133	28	3	26	86	0	4	1	61	73	6-1	.409	.596	18
	Mississippi#	.167	2	6	1	1	0	0	0	0	0	0	0	0	2	0-0	.167	.167	1
2007	Atlanta	.337	134	513	108	173	42	4	29	102	0	5	0	82	75	5-1	.425	.604	9
2008	Atlanta	.364	128	439	82	160	24	1	22	75	0	4	1	90	61	4-0	.470	.574	13
2009	Atlanta	.264	143	488	80	129	23	2	18	71	0	6	1	101	89	4-1	.388	.430	22
2010	Atlanta	.265	95	317	47	84	21	0	10	46	0	3	0	61	47	5-0	.381	.426	10
2011	Atlanta	.275	126	455	56	125	33	1	18	70	0	6	0	51	80	2-2	.344	.470	6
	Rome#	.333	2	3	0	1	0	0	0	1	0	1	0	2	1	0-0	.500	.333	0
2012	Atlanta	.287	112	387	58	111	23	0	14	62	0	3	1	57	51	1-0	.377	.455	11
	Rome#	.250	2	4	0	1	0	0	0	1	0	0	0	2	1	0-0	.500	.250	1
Minor Totals		.312	466	1702	309	531	95	36	42	282	11	26	12	189	236	92-30	.379	.484	152
Major Totals		.303	2499	8984	1619	2726	549	38	468	1623	3	97	18	1512	1409	150-46	.401	.529	243

Bold indicates led league; # Injury rehabilitation assignment.

WILD CARD GAME RECORD

Year	Club, Opp.	AVG	G	AB	R	H	2B	3B	HR	RBI	SH	SF	HP	BB	SO	SB	CS	E
2012	Atl. vs. StL	.200	1	5	0	1	0	0	0	0	0	0	0	0	1	0	0	1

DIVISION SERIES RECORD

Year	Club, Opp.	AVG	G	AB	R	H	2B	3B	HR	RBI	SH	SF	HP	BB	SO	SB	CS	E
1995	Atl. vs. Col.	.389	4	18	4	7	2	0	2	4	0	0	0	2	2	0	0	0
1996	Atl. vs. LA	.222	3	9	2	2	0	0	1	2	0	0	0	3	4	1	1	0
1997	Atl. vs. Hou.	.500	3	8	3	4	0	0	1	2	0	1	0	3	2	1	0	1
1998	Atl. vs. Chi.	.200	2	10	2	2	0	0	0	1	0	0	0	4	3	0	0	0
1999	Atl. vs. Hou.	.231	4	13	2	3	0	0	0	1	0	1	0	5	2	0	0	1
2000	Atl. vs. StL	.333	3	12	2	4	1	0	0	1	0	0	0	1	4	0	0	2
2001	Atl. vs. Hou.	.444	3	9	2	4	0	0	2	5	0	0	0	3	1	0	1	0
2002	Atl. vs. SF	.294	5	17	3	5	0	0	0	2	0	0	0	5	2	0	0	0
2003	Atl. vs. Chi.	.167	5	18	3	3	0	0	2	6	0	0	0	3	4	0	0	0
2004	Atl. vs. Hou.	.200	5	20	4	4	0	0	0	0	0	0	0	3	2	0	0	0
2005	Atl. vs. Hou.	.176	4	17	3	3	2	0	1	2	0	0	0	4	4	0	0	0
D.S. Totals		.272	41	151	30	41	5	0	9	26	0	2	0	36	30	2	2	4

LEAGUE CHAMPIONSHIP SERIES RECORD

Year	Club, Opp.	AVG	G	AB	R	H	2B	3B	HR	RBI	SH	SF	HP	BB	SO	SB	CS	E
1995	Atl. vs. Cin.	.438	4	16	3	7	0	0	1	3	0	0	0	3	1	1	0	0
1996	Atl. vs. StL	.440	7	25	6	11	2	0	0	4	0	1	0	3	1	1	0	1
1997	Atl. vs. Fla.	.292	6	24	5	7	1	0	2	4	1	0	0	2	3	0	0	0
1998	Atl. vs. SD	.208	6	24	2	5	1	0	0	1	0	0	0	4	5	0	0	0
1999	Atl. vs. NY	.263	6	19	3	5	2	0	0	1	0	0	1	9	7	3	0	2
2001	Atl. vs. Ari.	.263	5	19	1	5	1	0	0	2	0	0	0	3	6	0	0	1
L.C.S. Totals		.315	34	127	20	40	7	0	3	15	1	1	1	24	23	5	0	4

WORLD SERIES RECORD

Year	Club, Opp.	AVG	G	AB	R	H	2B	3B	HR	RBI	SH	SF	HP	BB	SO	SB	CS	E
1995	Atl. vs. Cle.	.286	6	21	3	6	3	0	0	1	0	1	0	4	3	0	0	1
1996	Atl. vs. NY	.286	6	21	3	6	3	0	0	3	0	1	0	4	2	1	0	0
1999	Atl. vs. NY	.231	4	13	2	3	0	0	1	2	0	0	0	4	2	0	1	0
W.S. Totals		.273	16	55	8	15	6	0	1	6	0	2	0	12	7	1	1	1

ALL-STAR GAME RECORD

Year	Club, Site	AVG	G	AB	R	H	2B	3B	HR	RBI	SH	SF	HP	BB	SO	SB	CS	E
1996	N.L., Phi.	.500	1	2	1	1	0	0	0	0	0	0	0	0	0	0	0	0
1997	N.L., Cle.	.000	1	1	0	0	0	0	0	0	0	0	0	1	0	0	0	0
1998	N.L., Col.	.000	1	2	1	0	0	0	0	0	0	0	0	0	0	0	0	0
2000	N.L., Atl.	1.000	1	3	1	3	0	0	1	1	0	0	0	0	0	0	0	0
2001	N.L., Sea.	.000	1	2	0	0	0	0	0	0	0	0	0	0	0	0	0	0
2008	N.L., NYY	.333	1	3	0	1	0	0	0	0	0	0	0	0	1	0	0	0
2011	N.L. Ari.	Injured - Did not play																
2012	N.L., KC	1.000	1	1	0	1	0	0	0	0	0	0	0	0	0	0	0	0
All-Star Totals		.429	7	14	3	6	0	0	1	1	0	0	0	1	1	0	0	0

WORLD BASEBALL CLASSIC RECORD

Year	Club	AVG	G	AB	R	H	2B	3B	HR	RBI	SH	SF	HP	BB	SO	SB	CS	E
2006	United States	.353	6	17	6	6	1	0	2	2	2	2	1	4	1	0	0	0
2009	United States	.000	3	10	0	0	0	0	0	0	0	0	0	1	6	0	0	0
W.B.C. Totals		.222	9	27	6	6	1	0	2	2	2	2	1	5	7	0	0	0



GREG MADDUX

31

PITCHER

Full Name **Gregory Alan Maddux**

Bats **Right** Throws **Right**

Height **6-0** Weight **170**

DOB **4/14/1966** Born **San Angelo, TX**

Years With Braves **1993-2003**

Number Retired **2009**

Greg Maddux became the most dominant pitcher in baseball during his 11 seasons with the Braves from 1993 to 2003. On the heels of winning his first Cy Young Award in 1992 with the Chicago Cubs, Maddux signed with the Braves as a free agent and proceeded to win three consecutive Cy Young awards. With Atlanta, Maddux led the NL in ERA four times (1993, 1994, 1995 and 1998) and wins twice (1994 and 1995). His franchise-record 1.56 ERA during the 1994 season was the second-lowest in the major leagues since Bob Gibson's 1.12 mark in 1968. In 1995, Maddux went 19-2 with a 1.63 ERA while leading the league with 209.2 innings pitched, 10 complete games and three shutouts and helping the Braves win the World Series. On the Braves' career lists, Maddux ranks second in ERA (2.63), fifth in strikeouts (1,828), sixth in wins (194) and 10th in shutouts (21). The right-hander known as "Mad Dog" featured pinpoint control and uncanny late movement on his fastball. After leaving Atlanta, Maddux

had a second stint with the Cubs and before playing for the Los Angeles Dodgers and San Diego Padres. He won 15 or more games for 17 consecutive seasons (1988-2004) – the only pitcher in major league history to do so. Upon his retirement, Maddux ranked eighth all-time with 355 wins and 10th with 3,371 strikeouts. He won a record 18 Gold Gloves, including 10 with the Braves. He was an eight-time All-Star and the NL starting pitcher in 1994, 1997 and 1998. Maddux was inducted into the Braves Hall of Fame in 2009. At the induction ceremony, manager Bobby Cox remarked: "I get asked all the time was he the best pitcher I ever saw? Was he the smartest pitcher I ever saw? The most competitive I ever saw? The best teammate I ever saw? The answer is yes to all of those." Maddux was inducted into the National Baseball Hall of Fame in 2014, earning 97.2 percent of the vote (the 10th-highest total ever) in his first year on the ballot.

COMPLETE RECORD

Year	Club	W-L	ERA	G	GS	CG	SHO	SV	IP	H	R	ER	HR	HB	BB	SO	WP	BK
1984	Pikeville	6-2	2.63	14	12	2	2	0	85.2	63	35	25	2	8	41	62	4	1
1985	Peoria	13-9	3.19	27	27	6	0	0	186.0	176	86	66	9	6	52	125	5	2
1986	Pittsfield	4-3	2.69	8	8	4	2	0	63.2	49	22	19	1	1	15	35	1	4
1987	Iowa	10-1	3.02	18	18	5	2	0	128.1	127	49	43	3	12	30	65	4	5
	Chicago (NL)	2-4	5.52	6	5	1	0	0	31.0	44	20	19	3	1	11	20	2	0
	Iowa	3-0	0.98	4	4	2	2	0	27.2	17	3	3	1	2	12	22	2	0
1988	Chicago (NL)	6-14	5.61	30	27	1	1	0	155.2	181	111	97	17	4	74	101	4	7
	Chicago (NL)	18-8	3.18	34	34	9	3	0	249.0	230	97	88	13	9	81	140	3	6
1989	Chicago (NL)	19-12	2.95	35	35	7	1	0	238.1	222	90	78	13	6	82	135	5	3
1990	Chicago (NL)	15-15	3.46	35	35	8	2	0	237.0	242	116	91	11	4	71	144	3	3
1991	Chicago (NL)	15-11	3.35	37	37	7	2	0	263.0	232	113	98	18	6	66	198	6	3
1992	Chicago (NL)	20-11	2.81	35	35	9	4	0	268.0	201	68	65	7	14	70	199	5	0
1993	Atlanta	20-10	2.36	36	36	8	1	0	267.0	228	85	70	14	6	52	197	5	1
1994	Atlanta	16-6	1.56	25	25	10	3	0	202.0	150	44	35	4	6	31	156	3	1
1995	Atlanta	19-2	1.63	28	28	10	3	0	209.2	147	39	38	8	4	23	181	1	0
1996	Atlanta	15-11	2.72	35	35	5	1	0	245.0	225	85	74	11	3	28	172	4	0
1997	Atlanta	19-4	2.20	33	33	5	2	0	232.2	200	58	57	9	6	20	177	0	0
1998	Atlanta	18-9	2.22	34	34	9	5	0	251.0	201	75	62	13	7	45	204	4	0
1999	Atlanta	19-9	3.57	33	33	4	0	0	219.1	258	103	87	16	4	37	136	1	0
2000	Atlanta	19-9	3.00	35	35	6	3	0	249.1	225	91	83	19	10	42	190	1	2
2001	Atlanta	17-11	3.05	34	34	3	3	0	233.0	220	86	79	20	7	27	173	2	0
2002	Atlanta	16-6	2.62	34	34	0	0	0	199.1	194	67	58	14	4	45	118	1	0
2003	Atlanta	16-11	3.96	36	36	1	0	0	218.1	225	112	96	24	8	33	124	3	0

2004	Chicago (NL)	16-11	4.02	33	33	2	1	0	212.2	218	103	95	35	9	33	151	2	0
2005	Chicago (NL)	13-15	4.24	35	35	3	0	0	225.0	239	112	106	29	7	36	136	8	0
2006	Chicago (NL)	9-11	4.69	22	22	0	0	0	136.1	153	78	71	14	0	23	81	0	0
	Los Angeles (NL)	6-3	3.30	12	12	0	0	0	73.2	66	31	27	6	0	14	36	0	0
2007	San Diego	14-11	4.14	34	34	1	0	0	198.0	221	92	91	14	6	25	104	5	0
2008	San Diego	6-9	3.99	26	26	0	0	0	153.1	161	80	68	16	5	26	80	2	2
	Los Angeles (NL)	2-4	5.09	7	7	0	0	0	40.2	43	25	23	5	1	4	18	0	0
Minor Totals		36-15	2.86	71	69	19	8	0	491.1	432	195	156	16	29	150	309	16	12
Atlanta Totals		194-88	2.63	363	363	61	21	0	2526.2	2273	845	739	152	65	383	1828	25	4
Major Totals		355-227	3.16	744	740	109	35	0	5008.1	4726	1981	1756	353	137	999	3371	70	28

Bold indicates led league; #Injury rehabilitation assignment.

DIVISION SERIES RECORD

Year	Club, Opp.	W-L	ERA	G	GS	CG	SHO	SV	IP	H	R	ER	HR	HB	BB	SO	WP	BK
1995	Atl. vs. Col.	1-0	4.50	2	2	0	0	0	14.0	19	7	7	3	1	2	7	0	0
1996	Atl. vs. LAD	1-0	0.00	1	1	0	0	0	7.0	3	2	0	0	0	0	7	0	0
1997	Atl. vs. Hou.	1-0	1.00	1	1	1	0	0	9.0	7	1	1	0	0	1	6	0	0
1998	Atl. vs. Chi.	1-0	2.57	1	1	0	0	0	7.0	7	2	2	0	0	0	4	0	0
1999	Atl. vs. Hou.	0-1	2.57	2	1	0	0	0	7.0	10	2	2	2	0	5	5	0	0
2000	Atl. vs. StL.	0-1	11.25	1	1	0	0	0	4.0	9	7	5	1	0	3	2	0	0
2001	Atl. vs. Hou.	0-0	3.00	1	1	0	0	0	6.0	4	3	2	1	0	3	5	0	0
2002	Atl. vs. SF	1-0	3.00	1	1	0	0	0	6.0	5	2	2	1	1	1	3	0	0
2003	Atl. vs. Chi.	0-1	3.00	1	1	0	0	0	6.0	6	2	2	0	0	1	1	1	0
2006	LAD vs. NYM	0-0	9.00	1	1	0	0	0	4.0	7	4	4	0	1	2	0	0	0
2008	LAD vs. Chi.	0-0	0.00	1	0	0	0	0	1.0	1	0	0	0	0	0	0	0	0
D.S. Totals		5-3	3.42	13	11	1	0	0	71.0	78	32	27	8	3	18	40	1	0

LEAGUE CHAMPIONSHIP SERIES RECORD

Year	Club, Opp.	W-L	ERA	G	GS	CG	SHO	SV	IP	H	R	ER	HR	HB	BB	SO	WP	BK
1989	Chi. vs. SF	0-1	13.50	2	2	0	0	0	7.1	13	12	11	2	1	4	5	1	0
1993	Atl. vs. Phi.	1-1	4.97	2	2	0	0	0	12.2	11	8	7	2	0	7	11	0	0
1995	Atl. vs. Cin.	1-0	1.13	1	1	0	0	0	8.0	7	1	1	0	1	2	4	1	0
1996	Atl. vs. StL.	1-1	2.51	2	2	0	0	0	14.1	15	9	4	1	0	2	10	1	0
1997	Atl. vs. Fla.	0-2	1.38	2	2	0	0	0	13.0	9	7	2	0	1	4	16	0	0
1998	Atl. vs. SD	0-1	3.00	2	1	0	0	1	6.0	5	2	2	0	1	3	4	0	0
1999	Atl. vs. NYM	1-0	1.93	2	2	0	0	0	14.0	12	3	3	1	0	1	7	0	0
2001	Atl. vs. Ari.	0-2	5.40	2	2	0	0	0	10.0	14	8	6	0	1	2	7	0	0
2008	LAD vs. Phi.	0-0	0.00	2	0	0	0	0	3.0	3	2	0	0	0	1	3	0	0
L.C.S. Totals		4-8	3.67	17	14	0	0	1	88.1	89	52	36	6	5	26	67	3	0

WORLD SERIES RECORD

Year	Club, Opp.	W-L	ERA	G	GS	CG	SHO	SV	IP	H	R	ER	HR	HB	BB	SO	WP	BK
1995	Atl. vs. Cle.	1-1	2.25	2	2	1	0	0	16.0	9	6	4	1	0	3	8	0	0
1996	Atl. vs. NYN	1-1	1.72	2	2	0	0	0	15.2	14	3	3	0	1	1	5	0	0
1999	Atl. vs. NYN	0-1	2.57	1	1	0	0	0	7.0	5	4	2	0	0	3	5	0	0
W.S. Totals		2-3	2.09	5	5	1	0	0	38.2	28	13	9	1	1	7	18	0	0

ALL-STAR GAME RECORD

Year	Club, Site	W-L	ERA	G	GS	CG	SHO	SV	IP	H	R	ER	HR	HB	BB	SO	WP	BK
1988	N.L., Cin.						Did Not Pitch											
1992	N.L., SD	0-0	6.75	1	0	0	0	0	1.1	1	1	1	1	1	0	0	0	0
1994	N.L., Pit.	0-0	3.00	1	1	0	0	0	3.0	3	1	1	0	1	0	2	0	0
1995	N.L., Tex.						Did Not Pitch											
1996	N.L., Phi.						Did Not Pitch											
1997	N.L., Cle.	0-0	4.50	1	1	0	0	0	2.0	2	1	1	1	1	0	0	0	0
1998	N.L., Col.	0-0	0.00	1	1	0	0	0	2.0	3	0	0	0	0	1	1	0	0
2000	N.L., Atl.						Did Not Pitch											
All-Star Totals		0-0	3.24	4	3	0	0	0	8.1	9	3	3	2	3	1	3	0	0



EDDIE MATHEWS

41

INFIELDER Full Name **Edwin Lee Mathews**
Batted **Left** Threw **Right**
Height **6-1** Weight **200**
DOB **10/13/1931** Born **Texarkana, TX**
Died: **2/18/2001 in LaJolla, CA**
Years With Braves **1952-66** Number Retired: **1969**

Eddie Mathews is the only player in franchise history to play for the Braves in Boston (1952), Milwaukee (1953-65) and Atlanta (1966). The nine-time N.L. All-Star third baseman ranks second in club annals with 493 home runs; and third with 2,223 games, 8,049 at-bats, 1,452 runs, 2,201 hits, 338 doubles, 1,388 RBI and 4,158 total bases. Mathews finished third in Rookie of the Year balloting in 1952, and the following year was runner-up for Most Valuable Player after leading the NL with 47 home runs (tied for the second-most in Braves' history) to go with a .302 batting average and a franchise-record 135 RBI. Mathews also was the MVP runner-up in 1959, when

he batted .306 with a league-best 46 homers and 114 RBI. He played for the 1957 World Series champions (his 10th-inning two-run homer won Game 4) and the 1958 NL pennant winners. Following the 1966 season, Mathews was traded to the Houston Astros, and he became the seventh player in baseball history to hit 500 career home runs July 14, 1967. He subsequently played for the Detroit Tigers in 1967 and 1968. Mathews returned to the Braves as a coach in 1971 and served as manager from 1972 to 1974, compiling a 149-161-1 record. Mathews was inducted into the National Baseball Hall of Fame in 1978 and into the Braves Hall of Fame in 1999.

COMPLETE RECORD

Year	Club	AVG	G	AB	R	H	2B	3B	HR	RBI	BB	SO	SB
1949	High Point	.366	62	238	62	87	20	3	17	56	---	---	5
1950	Atlanta	.286	146	552	103	158	24	9	32	106	---	---	4
1951	Milwaukee	.333	12	9	2	3	0	0	1	5	---	---	0
	Atlanta	.289	37	128	23	37	5	4	6	29	---	---	0
1952	Boston	.242	145	528	80	128	23	5	25	58	59	115	6
1953	Milwaukee	.302	157	579	110	175	31	8	47	135	99	83	1
1954	Milwaukee	.290	138	476	96	138	21	4	40	103	113	61	10
1955	Milwaukee	.289	141	499	108	144	23	5	41	101	109	98	3
1956	Milwaukee	.272	151	552	103	150	21	2	37	95	91	86	6
1957	Milwaukee	.292	148	572	109	167	28	9	32	94	90	79	2
1958	Milwaukee	.251	149	546	97	137	18	1	31	77	85	85	5
1959	Milwaukee	.306	148	594	118	182	16	8	46	114	80	71	2
1960	Milwaukee	.277	153	548	108	152	19	7	39	124	111	113	7
1961	Milwaukee	.306	152	572	103	175	23	6	32	91	93	95	12
1962	Milwaukee	.265	152	536	106	142	25	6	29	90	101	90	4
1963	Milwaukee	.263	158	547	82	144	27	4	23	84	124	119	3
1964	Milwaukee	.235	141	502	83	117	19	1	23	74	85	100	2
1965	Milwaukee	.251	156	546	77	137	23	0	32	95	73	110	1
1966	Atlanta	.250	134	452	72	113	21	4	16	53	63	82	1
1967	Houston	.238	101	328	39	78	13	2	10	38	48	65	2
	Detroit	.231	36	108	14	25	3	0	6	19	15	23	0
1968	Detroit	.212	31	52	4	11	0	0	3	8	5	12	0
Minor Totals		.307	257	927	190	285	49	16	56	196			9
A.L. Totals		.225	67	160	18	36	3	0	9	27	20	35	0
N.L. Totals		.272	2324	8377	1491	2279	351	72	503	1426	1424	1452	68
Braves Totals		.273	2223	8049	1452	2201	338	70	493	1388	1376	1387	66
Major Totals		.271	2391	8537	1509	2315	354	72	512	1453	1444	1487	68

WORLD SERIES RECORD

Year	Club, Opp	AVG	G	AB	R	H	2B	3B	HR	RBI	BB	SO	SB
1957	Mil. vs. NY	.227	7	22	4	5	3	0	1	4	8	5	0
1958	Mil. vs. NY	.160	7	25	3	4	2	0	0	3	6	11	1
1968	Det. vs. StL.	.333	2	3	0	1	0	0	0	0	1	1	0
W.S. Totals		.200	16	50	7	10	5	0	1	7	15	17	1



DALE MURPHY

3

OUTFIELDER Full Name **Dale Bryan Murphy**

Bats **Right** Throws **Right**
Height **6-5** Weight **215**
DOB **3/12/1956** Born **Portland, OR**
Years With Braves **1976-90**
Number Retired **1994**

The Braves drafted Dale Murphy No. 5 overall in 1974, but five years later he had yet to reach his potential as a sometime catcher/sometime first baseman. Then, manager Bobby Cox made Murphy a full-time outfielder and from 1980 to 1989, Murphy averaged 31 home runs and 93 RBI. He was the back-to-back NL Most Valuable Player in 1982 (.281, 36 home runs, 109 RBI and 23 stolen bases) and 1983 (.302, 36 home runs, 121 RBI, franchise-record 131 runs scored and 30 stolen bases). In 1983, Murphy became the sixth different player in baseball history with 30 home runs and 30 stolen bases in a season. He led the NL with 332 total bases and tied for the lead with 36 home runs in 1984 and topped the circuit with 37 home runs and 118 runs scored the

following year. From September 26, 1981, to July 8, 1986, Murphy played in 740 consecutive games. He appeared in seven All-Star Games – leading all vote-getters in 1985 – and won five Gold Glove Awards and four Silver Slugger Awards. Throughout his career, Murphy displayed a high moral character, receiving the Lou Gehrig Award in 1985 and the Roberto Clemente Award in 1988. On the Braves' career lists, he is fourth in games played (1,926), runs (1,103), hits (1,901), home runs (371), RBI (1,143) and total bases (3,394), and he is second in each category to Chipper Jones since the franchise moved to Atlanta. "Murph" was inducted into the Braves Hall of Fame in 2000.

COMPLETE RECORD

Year	Club	AVG	G	AB	R	H	2B	3B	HR	RBI	BB	SO	SB
1974	Kingsport	.254	54	181	28	46	7	0	5	31	24	53	0
1975	Greenwood	.228	131	443	48	101	20	1	5	48	36	63	5
1976	Savannah	.267	104	352	37	94	13	5	12	55	25	61	6
	Richmond	.260	18	50	10	13	1	1	4	8	1	12	0
	Atlanta	.262	19	65	3	17	6	0	0	9	7	9	0
1977	Richmond	.305	127	466	71	142	33	4	22	90	33	64	4
	Atlanta	.316	18	76	5	24	8	1	2	14	0	8	0
1978	Atlanta	.226	151	530	66	120	14	3	23	79	42	145	11
1979	Atlanta	.276	104	384	53	106	7	2	21	57	38	67	6
1980	Atlanta	.281	156	569	98	160	27	2	33	89	59	133	9
1981	Atlanta	.247	104	369	43	91	12	1	13	50	44	72	14
1982	Atlanta	.281	162	598	113	168	23	2	36	109	93	134	23
1983	Atlanta	.302	162	589	131	178	24	4	36	121	90	110	30
1984	Atlanta	.290	162	607	94	176	32	8	36	100	79	134	19
1985	Atlanta	.300	162	616	118	185	32	2	37	111	90	141	10
1986	Atlanta	.265	160	614	89	163	29	7	29	83	75	141	7
1987	Atlanta	.295	159	566	115	167	27	1	44	105	115	136	16
1988	Atlanta	.226	156	592	77	134	35	4	24	77	74	125	3
1989	Atlanta	.228	154	574	60	131	16	0	20	84	65	142	3
1990	Atlanta	.232	97	349	38	81	14	0	17	55	41	84	9
	Philadelphia	.266	57	214	22	57	9	1	7	28	20	46	0
1991	Philadelphia	.252	153	544	66	137	33	1	18	81	48	93	1
1992	Philadelphia	.161	18	62	5	10	1	0	2	7	1	13	0
1993	Colorado	.143	26	42	1	6	1	0	0	7	5	15	0
Braves Totals		.268	1926	7098	1103	1901	306	37	371	1143	912	1581	160
Major Totals		.265	2180	7960	1197	2111	350	39	398	1266	986	1748	161

LEAGUE CHAMPIONSHIP SERIES RECORD

Year	Club, Opp	AVG	G	AB	R	H	2B	3B	HR	RBI	BB	SO	SB
1982	Atl. vs. StL.	.273	3	11	1	3	0	0	0	0	0	2	1



PHIL NIEKRO

35

PITCHER

Full Name **Philip Henry Niekro**

Batted **Right**

Threw **Right**

Height **6-1**

Weight **180**

DOB **4/1/1939**

Born **Blaine, OH**

Died: **12/26/20 in Flowery Branch, GA**

Years With Braves **1964-83, 1987** Number Retired **1984**

Phil Niekro baffled opposing batters with his knuckleball for nearly a quarter of a century. He owns or shares 13 Atlanta career pitching records and is the franchise career leader with 740 games pitched, while ranking second in games started (595), innings pitched (4,622.2), shutouts (43) and strikeouts (2,912); third in wins (268); fifth in complete games (226); and 10th in ERA (3.20). Niekro was a three-time 20-game winner (23 in 1969, 20 in 1974 and 21 in 1979) and won 10 or more games for 14 straight seasons from 1967 until the strike-shortened 1981 campaign. Niekro authored a no-hitter against San Diego on Aug. 5, 1973,

winning 9-0 at Atlanta Stadium. Niekro pitched for the New York Yankees (1984-85), Cleveland Indians (1986-87) and Toronto Blue Jays (1987) before returning to the Braves late in 1987 at the age of 48. On Oct. 6, 1985, Niekro shut out Toronto 8-0 for his 300th career win. Niekro ranks fourth in baseball history with 5,404.1 innings pitched, 11th with 3,342 strikeouts and 16th with 318 wins. Over the course of his 24-year career, he was a five-time All-Star – four times with Atlanta – and won five Gold Glove Awards. “Knucksie” was inducted into the National Baseball Hall of Fame in 1997 and into the Braves Hall of Fame in 1999.

COMPLETE RECORD

Year	Club	W-L	ERA	G	GS	CG	SHO	SV	IP	H	R	ER	BB	SO
1959	Wellsville	2-1	7.46	10	2	0	---	---	35.0	47	38	29	24	16
	McCook	7-2	3.12	23	0	0	---	---	52.0	35	20	18	29	48
1960	Jacksonville	6-4	2.77	38	3	0	---	---	84.0	66	36	26	52	52
	Louisville	1-0	3.60	6	0	0	---	---	10.0	11	5	4	9	2
1961	Austin	4-4	2.95	51	1	0	---	---	110.0	100	45	36	53	84
1962	Louisville	9-6	3.86	49	1	1	---	---	98.0	111	50	42	41	48
1963	Denver													
1964	Denver	11-5	3.45	29	21	13	---	---	172.0	172	79	66	45	119
	Milwaukee	0-0	4.80	10	0	0	0	0	15.0	15	10	8	7	8
1965	Milwaukee	2-3	2.88	41	1	0	0	6	74.2	73	32	24	26	49
1966	Atlanta	4-3	4.11	28	0	0	0	2	50.1	48	32	23	23	17
	Richmond	3-4	3.67	17	4	2	0	0	43.0	43	27	22	16	36
1967	Atlanta	11-9	1.87	46	20	10	1	9	207.0	164	64	43	55	129
1968	Atlanta	14-12	2.59	37	34	15	5	2	256.2	228	83	74	45	140
1969	Atlanta	23-13	2.57	40	35	21	4	1	284.0	235	93	81	57	193
1970	Atlanta	12-18	4.27	34	32	10	3	0	230.0	222	124	109	68	168
1971	Atlanta	15-14	2.98	42	36	18	4	2	269.0	248	112	89	70	173
1972	Atlanta	16-12	3.06	38	36	17	1	0	282.0	254	112	96	53	164
1973	Atlanta	13-10	3.31	42	30	9	1	4	245.0	214	103	90	89	131
1974	Atlanta	20-13	2.38	41	39	18	6	1	302.0	249	91	80	88	195
1975	Atlanta	15-15	3.20	39	37	13	1	0	276.0	285	115	98	72	144
1976	Atlanta	17-11	3.29	39	37	10	2	0	271.0	249	116	99	101	173
1977	Atlanta	16-20	4.04	44	43	20	2	0	330.0	315	166	148	164	262
1978	Atlanta	19-18	2.88	44	42	22	4	1	334.0	295	129	107	102	248
1979	Atlanta	21-20	3.39	44	44	23	1	0	342.0	311	160	129	113	208
1980	Atlanta	15-18	3.63	40	38	11	3	1	275.0	256	119	111	85	176
1981	Atlanta	7-7	3.11	22	22	3	3	0	139.0	120	56	48	56	62
1982	Atlanta	17-4	3.61	35	35	4	2	0	234.1	225	106	94	73	144
1983	Atlanta	11-10	3.97	34	33	2	0	0	201.2	212	94	89	105	128
1984	New York (AL)	16-8	3.09	32	31	5	1	0	215.2	219	85	74	76	136
1985	New York (AL)	16-12	4.09	33	33	7	1	0	220.0	203	110	100	120	149
1986	Cleveland	11-11	4.32	34	32	5	0	0	210.1	241	126	101	95	81
1987	Cleveland	7-11	5.89	22	22	0	0	0	123.2	142	83	81	53	57
	Toronto	0-2	8.25	3	3	0	0	0	12.0	15	11	11	7	7
	Atlanta	0-0	15.00	1	1	0	0	0	3.0	6	5	5	6	0
Braves Totals		268-230	3.20	740	595	226	43	29	4622.2	4224	1922	1645	1458	2912
Major Totals		318-274	3.35	864	716	245	45	29	5404.1	5044	2337	2012	1809	3342

LEAGUE CHAMPIONSHIP SERIES RECORD

Year	Club, Opp	W-L	ERA	G	GS	CG	SHO	SV	IP	H	R	ER	BB	SO
1969	Atl. vs. NY	0-1	4.50	1	1	0	0	0	8.0	9	9	4	4	4
1982	Atl. vs. StL.	0-0	3.00	1	1	0	0	0	6.0	6	2	2	4	5
L.C.S. Totals		0-1	3.86	2	2	0	0	0	14.0	15	11	6	8	9



JOHN SMOLTZ

29

PITCHER

Full Name **John Andrew Smoltz**

Bats **Right**

Throws **Right**

Height **6-3**

Weight **220**

DOB **5/16/1967**

Born **Warren, MI**

Years With Braves **1988-2008**

Number Retired **2012**

When Braves General Manager Bobby Cox acquired 20-year-old John Smoltz from Detroit in 1987 for 36-year-old Doyle Alexander, he did so with an eye on the future. Smoltz delivered, excelling as both a starter and reliever over the next two decades. He is the only pitcher in MLB history with 200 wins and 150 saves. In 14 full seasons starting, he won 14 or more games 10 times. Twice, he led the NL or shared the lead in wins (1996 and 2006), innings pitched (1996 and 1997) and strikeouts (1992 and 1996). He ranked in the top 10 in ERA eight times. Smoltz won the Cy Young Award in 1996 while fanning a franchise-record 276. Following "Tommy John" surgery that sidelined him for all of 2000, Smoltz closed for three-plus seasons. He set an NL record with 55 saves in 2002 and finished third for the Cy Young Award. Smoltz became the

16th member of the 3,000-strikeout club on April 22, 2008. On the Braves' career lists, he ranks first in strikeouts (3,011), second in saves (154) and fifth in wins (210). In 40 postseason games with Atlanta, Smoltz was 15-4 with four saves a 2.65 ERA. Smoltz, Tom Glavine and Greg Maddux anchored a pitching staff that helped the Braves win 14 straight division titles from 1991 to 2005 and the 1995 World Series. Smoltz was the only player to be a part of each division championship. Smoltz was an eight-time All-Star who concluded his career with Boston and St. Louis in 2009. He won with the Roberto Clemente Award in 2005 and with the Branch Rickey Award in 2007. He was inducted into the Braves Hall of Fame in June 2012 and was a first-ballot National Baseball Hall of Famer in 2015, joining Glavine and Maddux in Cooperstown.

COMPLETE RECORD

Year	Club	W-L	ERA	G	GS	CG	SHO	SV	IP	H	R	ER	HR	HB	BB	SO	WP	BK
1986	Lakeland	7-8	3.56	17	14	2	1	0	96.0	86	44	38	7	5	31	47	2	6
1987	Glen Falls	4-10	5.68	21	21	0	0	0	130.0	131	89	82	17	7	81	86	6	8
	Richmond	0-1	6.19	3	3	0	0	0	16.0	17	11	11	2	1	11	5	1	1
1988	Richmond	10-5	2.79	20	20	3	0	0	135.1	118	49	42	5	2	37	115	6	2
	Atlanta	2-7	5.48	12	12	0	0	0	64.0	74	40	39	10	2	33	37	2	1
1989	Atlanta	12-11	2.94	29	29	5	0	0	208.0	160	79	68	15	2	72	168	8	3
1990	Atlanta	14-11	3.85	34	34	6	2	0	231.1	206	109	99	20	1	90	170	14	3
1991	Atlanta	14-13	3.80	36	36	5	0	0	229.2	206	101	97	16	3	77	148	20	2
1992	Atlanta	15-12	2.85	35	35	9	3	0	246.2	206	90	78	17	5	80	215	17	1
1993	Atlanta	15-11	3.62	35	35	3	1	0	243.2	208	104	98	23	6	100	208	13	1
1994	Atlanta	6-10	4.14	21	21	1	0	0	134.2	120	69	62	15	4	48	113	7	0
1995	Atlanta	12-7	3.18	29	29	2	1	0	192.2	166	76	68	15	4	72	193	13	0
1996	Atlanta	24-8	2.94	35	35	6	2	0	253.2	199	93	83	19	2	55	276	10	1
1997	Atlanta	15-12	3.02	35	35	7	2	0	256.0	234	97	86	21	1	63	241	10	1
1998	Greenville#	0-1	2.57	3	3	0	0	0	14.0	11	4	4	2	0	3	16	2	0
	Macon#	0-0	3.60	2	2	0	0	0	10.0	7	4	4	1	0	1	14	1	0
	Atlanta	17-3	2.90	26	26	2	2	0	167.2	145	58	54	10	4	44	173	3	1
1999	Atlanta	11-8	3.19	29	29	1	1	0	186.1	168	70	66	14	4	40	156	2	0
	Greenville#	0-0	4.50	2	1	0	0	0	4.0	5	2	2	0	0	1	7	0	0
2000	Atlanta																	
2001	Atlanta	3-3	3.36	36	5	0	0	10	59.0	53	24	22	7	2	10	57	0	0
	Macon#	0-0	1.80	1	1	0	0	0	5.0	4	1	1	0	0	0	5	0	0
	Greenville#	0-0	0.00	3	1	0	0	0	6.0	3	0	0	0	0	0	6	0	0
2002	Atlanta	3-2	3.25	75	0	0	0	55	80.1	59	30	29	4	0	24	85	1	1
2003	Atlanta	0-2	1.12	62	0	0	0	45	64.1	48	9	8	2	0	8	73	2	0
2004	Atlanta	0-1	2.76	73	0	0	0	44	81.2	75	25	25	8	0	13	85	6	0
2005	Atlanta	14-7	3.06	33	33	3	1	0	229.2	210	83	78	18	1	53	169	2	1
2006	Atlanta	16-9	3.49	35	35	3	1	0	232.0	221	93	90	23	9	55	211	5	0

Year	Club	W-L	ERA	G	GS	CG	SHO	SV	IP	H	R	ER	HR	HB	BB	SO	WP	BK
2007	Atlanta	14-8	3.11	32	32	0	0	0	205.2	196	78	71	18	4	47	197	8	0
2008	Atlanta	3-2	2.57	6	5	0	0	0	28.0	25	8	8	2	0	8	36	2	0
	Mississippi#	0-0	0.00	1	0	0	0	0	1.0	1	0	0	0	0	0	0	0	0
	Rome#	0-0	0.00	2	1	0	0	0	3.0	1	0	0	0	0	0	4	0	0
2009	Greenville#	0-0	1.12	2	2	0	0	0	8.0	5	1	1	0	0	0	8	1	0
	Portland#	0-0	2.70	1	1	0	0	0	3.1	3	1	1	0	0	0	2	0	0
	Pawtucket#	1-1	3.38	3	3	1	0	0	16.0	10	6	6	2	1	4	11	2	0
	Boston	2-5	8.33	8	8	0	0	0	40.0	59	37	37	8	3	9	33	0	0
	St. Louis	1-3	4.26	7	7	0	0	0	38.0	36	18	18	3	0	9	40	0	0
Minor Totals		22-26	3.86	81	73	6	1	0	447.2	402	212	192	36	16	169	326	21	17
Atlanta Totals		210-147	3.26	708	466	53	16	154	3395.0	2979	1336	1229	277	54	992	3011	145	16
Major Totals		213-155	3.33	723	481	53	16	154	3473.0	3074	1391	1284	288	57	1010	3084	145	16

Bold indicates led league; #Injury rehabilitation assignment.

DIVISION SERIES RECORD

Year	Club, Opp.	W-L	ERA	G	GS	CG	SHO	SV	IP	H	R	ER	HR	HB	BB	SO	WP	BK
1995	Atl. vs. Col.	0-0	7.94	1	1	0	0	0	5.2	5	5	5	2	1	1	6	1	0
1996	Atl. vs. LA	1-0	1.00	1	1	0	0	0	9.0	4	1	1	0	0	2	7	0	0
1997	Atl. vs. Hou.	1-0	1.00	1	1	1	0	0	9.0	3	1	1	1	0	1	11	0	0
1998	Atl. vs. Chi.	1-0	1.17	1	1	0	0	0	7.2	5	1	1	1	0	0	6	0	0
1999	Atl. vs. Hou.	1-0	5.14	1	1	0	0	0	7.0	6	4	4	2	1	3	3	0	0
2001	Atl. vs. Hou.	0-0	2.25	3	0	0	0	2	4.0	3	1	1	1	0	0	3	0	0
2002	Atl. vs. SF	0-0	2.70	2	0	0	0	0	3.1	2	1	1	1	0	2	7	0	0
2003	Atl. vs. Chi.	1-0	6.00	2	0	0	0	1	3.0	4	2	2	0	0	0	1	0	0
2004	Atl. vs. Hou.	1-0	0.00	2	0	0	0	0	5.0	4	0	0	0	0	2	4	0	0
2005	Atl. vs. Hou.	1-0	1.29	1	1	0	0	0	7.0	7	1	1	0	0	1	5	0	0
2009	Stl. vs. LA	0-0	4.50	1	0	0	0	0	2.0	4	1	1	0	0	0	5	0	0
D.S. Totals		7-0	2.59	16	6	1	0	3	62.2	47	18	18	8	2	12	58	1	0

LEAGUE CHAMPIONSHIP SERIES RECORD

Year	Club, Opp.	W-L	ERA	G	GS	CG	SHO	SV	IP	H	R	ER	HR	HB	BB	SO	WP	BK
1991	Atl. vs. Pit.	2-0	1.76	2	2	1	1	0	15.1	14	3	3	2	0	3	15	0	0
1992	Atl. vs. Pit.	2-0	2.66	3	3	0	0	0	20.1	14	7	6	1	0	10	19	1	0
1993	Atl. vs. Phi.	0-1	0.00	1	1	0	0	0	6.1	8	2	0	0	0	5	10	0	0
1995	Atl. vs. Cin.	0-0	2.57	1	1	0	0	0	7.0	7	2	2	0	0	2	2	0	0
1996	Atl. vs. Stl.	2-0	1.20	2	2	0	0	0	15.0	12	2	2	0	0	3	12	2	0
1997	Atl. vs. Fla.	0-1	7.50	1	1	0	0	0	6.0	5	5	5	1	0	5	9	0	0
1998	Atl. vs. SD	0-0	3.95	2	2	0	0	0	13.2	13	6	6	2	0	6	13	0	0
1999	Atl. vs. NY	0-0	6.23	3	1	0	0	1	8.2	8	6	6	2	0	0	8	0	0
2001	Atl. vs. Ari.	0-0	0.00	2	0	0	0	0	3.0	0	0	0	0	0	0	1	0	0
L.C.S. Totals		6-2	2.83	17	13	1	1	1	95.1	81	33	30	8	0	34	89	3	0

WORLD SERIES RECORD

Year	Club, Opp.	W-L	ERA	G	GS	CG	SHO	SV	IP	H	R	ER	HR	HB	BB	SO	WP	BK
1991	Atl. vs. Min.	0-0	1.26	2	2	0	0	0	14.1	13	2	2	1	1	1	11	0	0
1992	Atl. vs. Tor.	1-0	2.70	2	2	0	0	0	13.1	13	5	4	0	0	7	12	2	0
1995	Atl. vs. Cle.	0-0	15.43	1	1	0	0	0	2.1	6	4	4	0	0	2	4	0	0
1996	Atl. vs. NYY	1-1	0.64	2	2	0	0	0	14.0	6	2	1	0	0	8	14	0	0
1999	Atl. vs. NYY	0-1	3.86	1	1	0	0	0	7.0	6	3	3	0	0	3	11	0	0
W.S. Totals		2-2	2.47	8	8	0	0	0	51.0	44	16	14	1	1	21	52	2	0

ALL-STAR GAME RECORD

Year	Club, Site	W-L	ERA	G	GS	CG	SHO	SV	IP	H	R	ER	HR	HB	BB	SO	WP	BK
1989	N.L., Ana.	0-1	9.00	1	0	0	0	0	1.0	2	1	1	0	0	0	0	0	0
1992	N.L., SD	0-0	0.00	1	0	0	0	0	0.1	1	0	0	0	0	0	0	0	0
1993	N.L., Bal.	0-0	0.00	1	0	0	0	0	0.1	0	0	0	0	0	1	0	2	0
1996	N.L., Phi.	1-0	0.00	1	1	0	0	0	2.0	2	0	0	0	0	0	1	0	0
2002	N.L., Mil.	0-0	0.00	1	0	0	0	0	1.0	0	0	0	0	0	0	1	0	0
2003	N.L., Chi. (AL)						Did Not Pitch											
2005	N.L., Det.	0-1	9.00	1	0	0	0	0	1.0	2	1	1	1	0	0	0	0	0
2007	N.L., SF						Did Not Pitch											
All-Star Totals		1-2	3.46	6	1	0	0	0	5.2	7	2	2	1	0	1	2	2	0

BRAVES AWARD WINNERS

BBWAA AWARDS

N.L. MOST VALUABLE PLAYER

1914*	Johnny Evers, 2b
1947	Bob Elliott, 3b
1957	Hank Aaron, of
1982	Dale Murphy, of
1983	Dale Murphy, of
1991	Terry Pendleton, 3b
1999	Chipper Jones, 3b
2020	Freddie Freeman, 1b
2023	Ronald Acuña Jr., of

*Prior to 1931, the League gave an award that reflected the MVP today.

N.L. CY YOUNG

1957	Warren Spahn
1991	Tom Glavine
1993	Greg Maddux
1994	Greg Maddux
1995	Greg Maddux
1996	John Smoltz
1998	Tom Glavine
2024	Chris Sale

N.L. ROOKIE OF THE YEAR

1948	Alvin Dark, ss
1950	Sam Jethroe, of
1971	Earl Williams, c
1978	Bob Horner, 3b
1990	David Justice, of
2000	Rafael Furcal, ss
2011	Craig Kimbrel, p
2018	Ronald Acuña Jr., of
2022	Michael Harris II, of

N.L. MANAGER OF THE YEAR

1991	Bobby Cox
2004	Bobby Cox
2005	Bobby Cox
2018	Brian Snitker

SPORTING NEWS

PLAYER OF THE YEAR

1945	Tommy Holmes, of
1956	Hank Aaron, of
1982	Dale Murphy, of
1983	Dale Murphy, of
2005	Andruw Jones, of
2023	Ronald Acuña Jr., of

PITCHER OF THE YEAR

1948	Johnny Sain
1953	Warren Spahn
1957	Warren Spahn
1958	Warren Spahn
1961	Warren Spahn
1963	Warren Spahn
1991	Tom Glavine
1993	Greg Maddux
1994	Greg Maddux
1995	Greg Maddux
1996	John Smoltz
2000	Tom Glavine

SPORTING NEWS, CONT.

ROOKIE OF THE YEAR

1959	Carlton Willey, p
1971	Earl Williams, c
1978	Bob Horner, 3b
1982	Steve Bedrosian, p
1983	Craig McMurry, p
1990	David Justice, of
1995	Chipper Jones, 3b
2000	Rafael Furcal, ss
2010	Jason Heyward, of
2011	Craig Kimbrel, p
2018	Ronald Acuña Jr., of
2022	Spencer Strider, rhp

COMEBACK PLAYER OF THE YEAR

1973	Davey Johnson, 2b
1989	Lonnie Smith, of
1991	Terry Pendleton, 3b
2000	Andres Galarraga, 1b
2003	Javy Lopez, c
2010	Tim Hudson, p
2019	Josh Donaldson, 3b
2024	Chris Sale, lhp

MANAGER OF THE YEAR

1937	Bill McKechnie (ML)
1991	Bobby Cox (NL)
1993	Bobby Cox (NL)
1999	Bobby Cox (NL)
2002	Bobby Cox (NL)
2003	Bobby Cox (NL)
2004	Bobby Cox (NL)
2005	Bobby Cox (NL)
2018	Brian Snitker (NL) [co-manager of the year with Craig Counsell]
2019	Brian Snitker (NL)
2023	Brian Snitker (NL) [co-manager of the year with Craig Counsell]

EXECUTIVE OF THE YEAR

1953	Louis Perini
------	--------------

MAJOR LEAGUE ALL-STAR TEAM

1928	Rogers Hornsby, 2b
1933	Wally Berger, of
1945	Tommy Holmes, of
1948	Bob Elliott, 3b
	Johnny Sain, p
1953	Warren Spahn, p
1955	Eddie Mathews, 3b
1956	Hank Aaron, of
1957	Red Schoendienst, 2b
	Eddie Mathews, 3b
1957	Warren Spahn, p
1958	Hank Aaron, of
	Del Crandall, c
	Warren Spahn, p
1959	Eddie Mathews, 3b
	Hank Aaron, of
1960	Eddie Mathews, 3b
	Del Crandall, c
	Warren Spahn, p

SPORTING NEWS, CONT.

N.L. ALL-STAR TEAM

1961	Frank Bolling, 2b
	Warren Spahn, p
	Del Crandall, c
1962	Hank Aaron, of
1963	Joe Torre, c
1964	Hank Aaron, of
1965	Joe Torre, c
	Felipe Alou, 1b
1966	Joe Torre, c
	Hank Aaron, of
1967	Hank Aaron, of
1969	Hank Aaron, of
1970	Hank Aaron, of
1971	Hank Aaron, of
1973	Davey Johnson, 2b
	Darrell Evans, 3b
1976	Willie Montanez, 1b
1982	Dale Murphy, of
1983	Glenn Hubbard, 2b
	Dale Murphy, of
1984	Dale Murphy, of
1985	Dale Murphy, of
1991	Tom Glavine, p
	Ron Gant, of
	Terry Pendleton, 3b
1992	Tom Glavine, p
	Steve Avery, p
1993	Greg Maddux, p
	David Justice, of
	Fred McGriff, 1b
1994	Greg Maddux, p
1995	Greg Maddux, p
1996	John Smoltz, p
1997	Jeff Blauser, ss
	Denny Neagle, p
1998	Tom Glavine, p
1999	Chipper Jones, 3b
2000	Tom Glavine, p
	Chipper Jones, 3b
	Greg Maddux, p
2003	Marcus Giles, 2b
	Javy Lopez, c
	Gary Sheffield, of
2004	J.D. Drew, of
	Johnny Estrada, c
2005	Andruw Jones, of
2006	Andruw Jones, of
	Brian McCann, c
	Brian McCann, c
2010	Martin Prado, 2b
	Craig Kimbrel, p
2011	Brian McCann, c
	Craig Kimbrel, p
2014	Justin Upton, of
	Freddie Freeman, 1b
2016	Freddie Freeman, 1b
2018	Freddie Freeman, 1b
2019	Ronald Acuña Jr., of
	Freddie Freeman, 1b
2020	Ronald Acuña Jr., of
	Marcell Ozuna, dh
2021	Freddie Freeman, 1b
	Ozzie Albies, 2b
2022	Michael Harris II, of
2023	Sean Murphy, c (tie)
	Ozzie Albies, 2b
	Austin Riley, 3B
	Ronald Acuña Jr., of
	Chris Sale, lhp
2024	Raisel Iglesias, rhp

AP

MANAGER OF THE YEAR

1982	Joe Torre
1991	Bobby Cox

LOUISVILLE SLUGGER

SILVER SLUGGER AWARD

1982	Dale Murphy, of
1983	Dale Murphy, of
1984	Dale Murphy, of
1985	Dale Murphy, of
1991	Ron Gant, of
	Tom Glavine, p
1993	David Justice, of
	Fred McGriff, 1b
1995	Tom Glavine, p
1996	Tom Glavine, p
1997	Jeff Blauser, ss
	John Smoltz, p
1998	Tom Glavine, p
1999	Chipper Jones, 3b
2000	Chipper Jones, 3b
2003	Mike Hampton, p
	Javy Lopez, c
	Gary Sheffield, of
2004	Johnny Estrada, c
2005	Andruw Jones, of
2006	Brian McCann, c
2008	Brian McCann, c
2009	Brian McCann, c
2010	Brian McCann, c
2011	Brian McCann, c
2014	Justin Upton, of
2018	Nick Markakis, of
2019	Freddie Freeman, 1b
	Ozzie Albies, 2b
	Ronald Acuña Jr., of
2020	Freddie Freeman, 1b
	Travis d'Arnaud, c
	Ronald Acuña Jr., of
	Marcell Ozuna, dh
2021	Freddie Freeman, 1b
	Ozzie Albies, 2b
	Austin Riley, 3b
	Max Fried, p
2023	Matt Olson, 1b
	Austin Riley, 3b
	Ronald Acuña Jr., of

Team selected at the end of each season in a poll of N.L. managers and coaches.

WILSON

DEFENSIVE PLAYER OF THE YEAR

2012	Michael Bourn, of
2013	Andrelton Simmons, ss
2014	Jason Heyward, rf
	Andrelton Simmons, ss
2015	Andrelton Simmons, ss
2018	Freddie Freeman, 1b
2019	Freddie Freeman, 1b

Given to one player at each position across the majors and is MLB's official defensive achievement award.

RAWLINGS

GOLD GLOVE AWARD

1958	Del Crandall, c
	Hank Aaron, of
1959	Del Crandall, c
	Hank Aaron, of
1960	Del Crandall, c
	Hank Aaron, of
1962	Del Crandall, c
1965	Joe Torre, c
1969	Felix Millan, 2b
	Clete Boyer, 3b
1972	Felix Millan, 2b
1978	Phil Niekro, p
1979	Phil Niekro, p
1980	Phil Niekro, p
1982	Phil Niekro, p
	Dale Murphy, of
1983	Phil Niekro, p
	Dale Murphy, of
1984	Dale Murphy, of
1985	Dale Murphy, of
1986	Dale Murphy, of
1992	Terry Pendleton, 3b
1993	Greg Maddux, p
1994	Greg Maddux, p
1995	Greg Maddux, p
	Marquis Grissom, of
1996	Greg Maddux, of
	Marquis Grissom, of
1997	Greg Maddux, p
1998	Greg Maddux, p
	Andruw Jones, of
1999	Greg Maddux, p
	Andruw Jones, of
2000	Greg Maddux, p
	Andruw Jones, of
2001	Greg Maddux, p
	Andruw Jones, of
2002	Greg Maddux, p
	Andruw Jones, of
2003	Mike Hampton, p
	Andruw Jones, of
2004	Andruw Jones, of
2005	Andruw Jones, of
2006	Andruw Jones, of
2007	Jeff Francoeur, of
	Andruw Jones, of
2012	Jason Heyward, of
2013	Andrelton Simmons, ss**
2014	Jason Heyward, of
	Andrelton Simmons, ss
2016	Ender Inciarte, of
2017	Ender Inciarte, of
2018	Freddie Freeman, 1b
	Ender Inciarte, of
	Nick Markakis, of
2020	Max Fried, p
2021	Max Fried, p
	Adam Duvall, of
2022	Dansby Swanson, ss
	Max Fried, p
2024	Chris Sale, p

Selected in a poll of N.L. managers and coaches

**Platinum Glove winner - One player from each league chosen at the end the season as the best overall fielder

TOPPS

ROOKIE ALL-STAR TEAM

1961	Joe Torre, c
1964	Rico Carty, of
1969	Bob Didier, c
1971	Earl Williams, c
1976	Jerry Royster, 3b
1978	Bob Horner, 3b
1981	Rufino Linares, of
1986	Andres Thomas, ss
1988	Ron Gant, 2b
1990	David Justice, of
1993	Greg McMichael, rhp
1994	Javy Lopez, c
	Jose Oliva, 3b
	Ryan Klesko, of
1995	Chipper Jones, 3b
1996	Jermaine Dye, of
1997	Andruw Jones, of
2000	Rafael Furcal, ss
2002	Damian Moss, lhp
2004	Adam LaRoche, 1b
2005	Jeff Francoeur, of
	Brian McCann, c
2009	Tommy Hanson, rhp
2010	Jason Heyward, of
2011	Craig Kimbrel, rhp
2018	Ronald Acuña Jr., of
	A.J. Minter, lhp
2019	Mike Soroka, rhp
2022	Michael Harris II, of
	Spencer Strider, rhp

BASEBALL DIGEST

ROOKIE ALL-STAR TEAM

1971	Earl Williams, c
1978	Bob Horner, 3b
1982	Steve Bedrosian, rp
1983	Craig McMurtry, sp
1988	Ron Gant, 2b
1990	David Justice, of
1994	Javy Lopez, c
1995	Chipper Jones, 3b
	Brad Clontz, rp
1996	Jermaine Dye, of
1997	Andruw Jones, of
1998	Kerry Ligtenberg, rp
2000	Rafael Furcal, ss
2002	Damian Moss, sp
2003	Horacio Ramirez, sp
2004	Adam LaRoche, 1b
2005	Jeff Francoeur, of
2008	Jair Jurrjens, sp
2010	Jason Heyward, of
2011	Freddie Freeman, 1b
	Craig Kimbrel, cl
2013	Evan Gattis, c
	Julio Teheran, sp
2022	Michael Harris II, of
	Spencer Strider, rhp

ROOKIE OF THE YEAR

1983	Craig McMurtry, rhp
1990	David Justice, of
2000	Rafael Furcal, ss
2011	Craig Kimbrel, rhp
2018	Ronald Acuña Jr., of
2022	Michael Harris II, of

BRAVES AWARD WINNERS

PLAYERS CHOICE AWARDS

PLAYER OF THE YEAR	
2005	Andruw Jones, of
2020	Freddie Freeman, 1b
2023	Ronald Acuña Jr., of
MARVIN MILLER MAN OF THE YEAR	
2002	John Smoltz, p
2003	John Smoltz, p
2012	Chipper Jones, 3b
NL OUTSTANDING PLAYER	
1999	Chipper Jones, 3b
2005	Andruw Jones, of
2020	Freddie Freeman, 1b
2023	Ronald Acuña Jr., of
NL OUTSTANDING PITCHER	
1994	Greg Maddux, rhp
1995	Greg Maddux, rhp
1996	John Smoltz, rhp
1998	Greg Maddux, rhp
2024	Chris Sale, lhp
NL OUTSTANDING ROOKIE	
1995	Chipper Jones, 3b
2000	Rafael Furcal, ss
2011	Craig Kimbrel, p
2018	Ronald Acuña Jr., of
2022	Michael Harris II, of
NL COMEBACK PLAYER	
2000	Andrés Galarraga, 1b
2002	John Smoltz, p
2010	Tim Hudson, p
2022	Ronald Acuña Jr., of
2024	Chris Sale, p

HANK AARON AWARD

2005	Andruw Jones, of
2020	Freddie Freeman, 1b
2023	Ronald Acuña Jr., of

ROBERTO CLEMENTE AWARD

1988	Dale Murphy, of
2005	John Smoltz, p

COMEBACK PLAYER OF THE YEAR

2010	Tim Hudson, p
2018	Jonny Venters, p
2024	Chris Sale, p

N.L. PLAYER OF THE MONTH

May 1959	Hank Aaron
September 1959	Eddie Mathews
May 1965	Joe Torre
June 1967	Hank Aaron
May 1970	Rico Carty
August 1973	Davey Johnson
May 1974	Ralph Garr
July 1980	Bob Horner
August 1980	Dale Murphy
April 1982	Dale Murphy

N.L. PLAYER OF THE MONTH, CONT.

September 1982	Claudell Washington
September 1983	Dale Murphy
September 1984	Dale Murphy
April 1985	Dale Murphy
August 1986	Dale Murphy
August 1990	David Justice
April 1991	David Justice
July 1993	Fred McGriff
June 2005	Andruw Jones
August 2005	Andruw Jones
August 2007	Mark Teixeira
May 2010	Troy Glaus
August 2011	Dan Uggla
April 2013	Justin Upton
September 2016	Freddie Freeman
September 2020	Freddie Freeman
April 2021	Ronald Acuña Jr.
July 2022	Austin Riley
April 2023	Ronald Acuña Jr.
June 2023	Ronald Acuña Jr.
September 2023	Ronald Acuña Jr.

N.L. PITCHER OF THE MONTH

July 1958	Joey Jay
August 1958	Lew Burdette
August 1960	Warren Spahn
August 1961	Warren Spahn
June 1974	Buzz Capra
June 1976	Andy Messersmith
August 1981	Rick Camp
April 1983	Pascual Pérez
April 1991	Tom Glavine
July 1992	Tom Glavine
August 1993	Greg Maddux
July 1995	Greg Maddux
September 1995	Greg Maddux
April 1996	John Smoltz
May 1996	John Smoltz
April 1997	Tom Glavine
April 1998	Tom Glavine
June 1998	Greg Maddux
April 1999	John Smoltz
August 1999	Greg Maddux
September 2000	Greg Maddux
June 2001	Greg Maddux
July 2001	Greg Maddux
July 2004	Russ Ortiz
September 2009	Jair Jurrjens
August 2010	Tim Hudson
September 2010	Derek Lowe
May 2011	Jair Jurrjens
August 2012	Kris Medlen
September 2012	Kris Medlen
September 2013	Kris Medlen
September 2021	Max Fried
May 2024	Chris Sale

N.L. ROOKIE OF THE MONTH

June 2008	Jair Jurrjens
June 2009	Tommy Hanson
April 2010	Jason Heyward
May 2010	Jason Heyward
June 2011	Craig Kimbrel
July 2011	Freddie Freeman
August 2011	Craig Kimbrel
June 2012	Andrelton Simmons
April 2013	Evan Gattis
May 2013	Evan Gattis
August 2018	Ronald Acuña Jr
May 2019	Austin Riley
June 2022	Michael Harris II
July 2022	Spencer Strider
August 2022	Michael Harris II
September 2022	Michael Harris II

Note: MLB Awards selected each month by vote of N.L. media. Rookie of the Month voting began in 2001.

BRAVES SELECTED FOR THE ALL-STAR GAME

1933	Wally Berger, of	1963	Hank Aaron, of	1999	Brian Jordan, of
1934	Wally Berger, of		Warren Spahn, p		Kevin Millwood, p
	Fred Frankhouse, p		Joe Torre, c	2000	Andres Galarraaga, 1b
1935	Wally Berger, of	1964	Hank Aaron, of		Tom Glavine, p
1936	Wally Berger, of		Joe Torre, c		Andruw Jones, of
1937	Gene Moore, of	1965	Hank Aaron, of		Chipper Jones, 3b
1938	Tony Cuccinello, 2b		Joe Torre, c	2001	Greg Maddux, p
	Jim Turner, p	1966	Hank Aaron, of		John Burkett, p
1939	Lou Fette, p		Felipe Alou, of	2002	Chipper Jones, 3b
1940	Max West, of		Joe Torre, c		Tom Glavine, p
1941	Eddie Miller, ss	1967	Hank Aaron, of		Andruw Jones, of
1942	Ernie Lombardi, c		Joe Torre, c	2003	Mike Remlinger, p
	Eddie Miller, ss		Denny Lemaster, p		Marcus Giles, 2b
1943	Al Javery, p	1968	Hank Aaron, of		Rafael Furcal, ss
1944	Nate Andrews, p		Felipe Alou, of		Andruw Jones, of
	Al Javery, p		Ron Reed, p		Javy Lopez, c
1945	Connie Ryan, 2b	1969	Hank Aaron, of		Russ Ortiz, p
1946	No game		Felix Millan, 2b		Gary Sheffield, of
	Mort Cooper, p		Phil Niekro, p	2004	John Smoltz, p
	Johnny Hopp, of	1970	Hank Aaron, of	2005	Johnny Estrada, c
	Phil Masi, c		Rico Carty, of		Andruw Jones, of
1947	Bob Elliott, 3b		Felix Millan, 2b	2006	John Smoltz, p
	Phil Masi, c	1971	Hoyt Wilhelm, p		Andruw Jones, of
	Johnny Sain, p		Hank Aaron, of		Brian McCann, c
1948	Warren Spahn, p	1972	Felix Millan, 2b	2007	Edgar Renteria, ss
	Bob Elliott, 3b		Hank Aaron, of		Brian McCann, c
	Tommy Holmes, of	1973	Darrell Evans, 3b	2008	Chipper Jones, 3b
	Phil Masi, c		Davey Johnson, 2b		Brian McCann, c
	Johnny Sain, p	1974	Hank Aaron, of	2009	Brian McCann, c
1949	Eddie Stanky, 2b		Ralph Garr, of	2010	Jason Heyward, of
	Vern Bickford, p		Buzz Capra, p		Tim Hudson, p
1950	Warren Spahn, c	1975	Phil Niekro, p		Omar Infante, inf
	Warren Spahn, p	1976	Andy Messersmith, p		Brian McCann, c (MVP)
1951	Bob Elliott, 3b		Dick Ruthven, p		Martin Prado, 2b
	Warren Spahn, p	1977	Willie Montanez, 1b	2011	Billy Wagner, p
1952	Warren Spahn, p	1978	Jeff Burroughs, of		Chipper Jones, 3b
1953	Del Crandall, c		Phil Niekro, p		Jair Jurrjens, p
	Eddie Mathews, 3b		Biff Pocoroba, c		Craig Kimbrel, p
	Warren Spahn, p	1979	Gary Matthews, of		Brian McCann, c
1954	Gene Conley, p	1980	Dale Murphy, of	2012	Jonny Venters, p
	Jim Wilson, p	1981	Bruce Benedict, c		Michael Bourn, of
	Del Crandall, c	1982	Bob Horner, 3b		Chipper Jones, 3b
	Warren Spahn, p		Dale Murphy, of		Craig Kimbrel, p
1955	Hank Aaron, of		Phil Niekro, p	2013	Dan Uggla, 2b
	Gene Conley, p	1983	Bruce Benedict, c		Freddie Freeman, 1b
	Del Crandall, c		Glenn Hubbard, 2b		Craig Kimbrel, p
	Johnny Logan, ss		Dale Murphy, of		Brian McCann, c
	Eddie Mathews, 3b		Pascual Pérez, p	2014	Freddie Freeman, 1b
1956	Hank Aaron, of	1984	Dale Murphy, of		Craig Kimbrel, p
	Del Crandall, c		Rafael Ramirez, ss		Julio Teheran, p
	Eddie Mathews, 3b		Claudell Washington, of	2015	Shelby Miller, p
	Warren Spahn, p	1985	Dale Murphy, of	2016	Julio Teheran, p
1957	Hank Aaron, of	1986	Dale Murphy, of	2017	Ender Inciarte, of
	Lew Burdette, p	1987	Dale Murphy, of	2018	Ozzie Albies, 2b
	Johnny Logan, ss		Ozzie Virgil, c		Mike Foltynewicz, p
	Eddie Mathews, 3b	1988	Gerald Perry, 1b		Freddie Freeman, 1b
	Red Schoendienst, 2b	1989	John Smoltz, p	2019	Nick Markakis, of
	Warren Spahn, p	1990	Greg Olson, c		Freddie Freeman, 1b
1958	Hank Aaron, of	1991	Tom Glavine, p		Ronald Acuña Jr., of
	Del Crandall, c	1992	Tom Glavine, p	2021	Mike Soroka, rhp
	Johnny Logan, ss		John Smoltz, p		Freddie Freeman, 1b
	Eddie Mathews, 3b		Terry Pendleton, 3b		Ronald Acuña Jr., of
	Don McMahon, p		Ron Gant, of		Ozzie Albies, 2b
1959	Warren Spahn, p	1993	Steve Avery, p	2022	Ronald Acuña Jr., of
	Hank Aaron, of		Tom Glavine, p		William Contreras, c
	Lew Burdette, p		John Smoltz, p		Travis d'Arnaud, c
	Del Crandall, c		Jeff Blauser, ss		Max Fried, lhp
	Eddie Mathews, 3b	1994	David Justice, of		Austin Riley, 3b
	Warren Spahn, p		David Justice, of		Dansby Swanson, ss
	Second game addition:		Greg Maddux, p	2023	Ronald Acuña Jr., of
1960	Johnny Logan, ss	1995	Fred McGriff, 1b (MVP)		Ozzie Albies, 2b
	Hank Aaron, of		Greg Maddux, p		Orlando Arcia, ss
	Joe Adcock, 1b	1996	Fred McGriff, 1b		Bryce Elder, p
	Bob Buhl, p		Tom Glavine, p		Sean Murphy, c
	Del Crandall, c		Chipper Jones, 3b		Matt Olson, 1b
1961	Eddie Mathews, 3b		Greg Maddux, p		Austin Riley, 3b
	Hank Aaron, of		Fred McGriff, 1b		Spencer Strider, p
	Frank Bolling, 2b		John Smoltz, p	2024	Max Fried, p
	Eddie Mathews, 3b	1997	Mark Wohlers, p		Reynaldo López, p
	Warren Spahn, p		Jeff Blauser, ss		Marcell Ozuna, dh
1962	Hank Aaron, of		Tom Glavine, p		Chris Sale, p
	Frank Bolling, 2b		Chipper Jones, 3b		
	Del Crandall, c		Kenny Lofton, of		
	Bob Shaw, p		Javy Lopez, c		
	Warren Spahn, p		Greg Maddux, p		
	Second game additions:	1998	Denny Neagle, p		
	Henry Aaron, of (missed first game due to injury)		Andres Galarraaga, 1b		
	Eddie Mathews, 3b		Tom Glavine, p		
			Chipper Jones, 3b		
			Javy Lopez, c		
			Greg Maddux, p		
			Walt Weiss, ss		

BRAVES PITCHING FEATS

20-GAME WINNERS

(SINCE 1900, BY MOST WINS)		
1902	Togie Pittinger	27-16
1902	Vic Willis	27-20
1914	Bill James	26-7
1914	Dick Rudolph	26-10
1996	John Smoltz	24-8
1965	Tony Cloninger	24-11
1948	Johnny Sain	24-15
1953	Warren Spahn	23-7
1969	Phil Niekro	23-13
1993	Tom Glavine	22-6
1958	Warren Spahn	22-11
1951	Warren Spahn	22-14
1915	Dick Rudolph	22-19
2022	Kyle Wright	21-5
2003	Russ Ortiz	21-7
2000	Tom Glavine	21-9
1947	Warren Spahn	21-10
1960	Warren Spahn	21-10
1957	Warren Spahn	21-11
1947	Johnny Sain	21-12
1954	Warren Spahn	21-12
1961	Warren Spahn	21-13
1949	Warren Spahn	21-14
1959	Lew Burdette	21-15
1959	Warren Spahn	21-15
1950	Warren Spahn	21-17
1979	Phil Niekro	21-20
2023	Spencer Strider	20-5
1997	Denny Neagle	20-5
1998	Tom Glavine	20-6
1992	Tom Glavine	20-8
1933	Ben Cantwell	20-10
1937	Lou Fette	20-10
1958	Lew Burdette	20-10
1993	Greg Maddux	20-10
1937	Jim Turner	20-11
1956	Warren Spahn	20-11
1991	Tom Glavine	20-11
1950	Johnny Sain	20-13
1974	Phil Niekro	20-13
1900	Bill Dineen	20-14
1921	Joe Oeschger	20-14
1946	Johnny Sain	20-14
1901	Vic Willis	20-17
1905	Irv Young	20-21

N.L. WIN LEADERS

(BY YEAR)		
1877	Tommy Bond	40
1878	Tommy Bond	40
1888	John Clarkson	33
1889	John Clarkson	49
1897	Kid Nichols	31
1898	Kid Nichols	32
1914	Dick Rudolph (Tie)	27
1948	Johnny Sain	24
1949	Warren Spahn	21
1950	Warren Spahn	20
1953	Warren Spahn (Tie)	23
1957	Warren Spahn	21
1958	Warren Spahn (Tie)	22
1959	Warren Spahn (Tie)	21
1960	Warren Spahn (Tie)	21
1961	Warren Spahn (Tie)	21
1974	Phil Niekro (Tie)	20
1979	Phil Niekro (Tie)	21
1991	Tom Glavine (Tie)	20
1992	Tom Glavine (Tie)	20
1993	Tom Glavine (Tie)	22
1994	Greg Maddux (Tie)	16
1995	Greg Maddux	19
1996	John Smoltz	24
1997	Denny Neagle	20
1998	Tom Glavine	20
2000	Tom Glavine	21
2003	Russ Ortiz	21
2006	John Smoltz (Tie)	16
2022	Kyle Wright	21
2023	Spencer Strider	20
2024	Chris Sale	18

N.L. STRIKEOUT LEADERS

(BY YEAR)		
1877	Tommy Bond	170
1878	Tommy Bond	182
1883	Jim Whitney	345
1889	John Clarkson	284
1902	Vic Willis	225
1949	Warren Spahn	151
1950	Warren Spahn	191
1951	Warren Spahn (Tie)	164
1952	Warren Spahn	183
1977	Phil Niekro	262
1992	John Smoltz	215
1996	John Smoltz	276
2023	Spencer Strider	281
2024	Chris Sale	225

N.L. ERA LEADERS

(BY YEAR)		
1879	Tommy Bond	1.96
1899	John Clarkson	2.73
1937	Jim Turner	2.38
1947	Warren Spahn	2.33
1951	Chet Nichols	2.88
1953	Warren Spahn	2.10
1956	Lew Burdette	2.71
1961	Warren Spahn	3.01
1967	Phil Niekro	1.87
1974	Buzz Capra	2.28
1993	Greg Maddux	2.36
1994	Greg Maddux	1.56
1995	Greg Maddux	1.63
1998	Greg Maddux	2.22
2024	Chris Sale	2.38

12 CONSECUTIVE WINS

14	John Smoltz	1996
13	Charlie Buffinton	1884
13	Tom Glavine	1992
12	Dick Rudolph	1914

TOP WINNING PERCENTAGE

Below are the top career winning percentages by a pitcher in franchise history.
(since 1900, minimum 100 decisions)

RIGHT-HANDERS

Pitcher	Years	Won-Lost	Pct.
1. Greg Maddux	1993-2003	194-88	.688
2. Kevin Millwood	1997-2002	75-46	.620
3. Tim Hudson	2005-13	113-72	.611
4. Bob Buhl	1953-62	109-72	.602
5. Lew Burdette	1951-63	179-120	.599

LEFT-HANDERS

Pitcher	Years	Won-Lost	Pct.
1. Max Fried	2017-24	73-36	.670
2. Tom Glavine	1987-2002, '08	244-147	.624
3. Warren Spahn	1942-64	356-229	.609
4. Steve Avery	1990-96	72-62	.537
5. George "Lefty" Tyler	1910-17	92-92	.500

BRAVES NO-HITTERS

Date	Pitcher/Opponent	D/N	Score
8/6/1892	Jack Stivetts vs. Brooklyn	Day	11-0
8/7/1899	Vic Willis vs. Washington	Day	7-1
5/8/1907	Frank Pfeffer vs. Cincinnati	Day	6-0
9/9/1914 [2]	George Davis vs. Philadelphia	Day	7-0
6/16/1916	Tom Hughes vs. Pittsburgh	Day	2-0
4/27/1944	Jim Tobin vs. Brooklyn	Day	2-0
8/11/1950	Vern Bickford vs. Brooklyn	Night	7-0
6/12/1954	Jim Wilson vs. Philadelphia	Day	2-0
8/18/1960	Lew Burdette vs. Philadelphia	Night	1-0
9/16/1960	Warren Spahn vs. Philadelphia	Night	4-0
4/28/1961	Warren Spahn vs. San Francisco	Night	1-0
8/5/1973	Phil Niekro vs. San Diego	Day	9-0
9/11/1991	Kent Mercker, Mark Wohlers, Alejandro Pena vs. San Diego	Night	1-0
4/8/1994	Kent Mercker at Los Angeles	Night	6-0

NO-HIT GAMES VS. BRAVES

Date	Pitcher/Opponent	D/N	Score
8/19/1880	Larry Corcoran, at Chicago	Day	6-0
4/22/1898	Jim Hughes, at Baltimore	Day	8-0
7/8/1898	Red Donahue, at Philadelphia	Day	5-0
9/5/1908 [2]	Nap Rucker, at Brooklyn	Day	6-0
7/17/1924	Jesse Haines, at St. Louis	Day	5-0
6/11/1938	Johnny Vander Meer, at Cincinnati	Day	3-0
5/15/1944	Clyde Shoun, at Cincinnati	Day	1-0
4/23/1946	Ed Head, at Brooklyn	Day	5-0
6/18/1947	Ewell Blackwell, at Cincinnati	Night	6-0
5/6/1951 [2]	Cliff Chambers, vs. Pittsburgh (at Boston)	Day	3-0
6/18/1967	Don Wilson, at Houston	Day	2-0
8/18/1969	Ken Holtzman, at Chicago	Day	3-0
9/29/1976	John Montefusco, San Francisco (at Atlanta)	Day	9-0
4/7/1979	Ken Forsch, at Houston	Day	6-0
5/18/2004	Randy Johnson, Arizona (at Atlanta) - perfect game	Night	2-0
4/17/2010	Ubaldo Jimenez, Colorado (at Atlanta)	Night	4-0
9/1/2014	Cole Hamels, Jake Diekman, Ken Giles, Jonathan Papelbon, Phila. (at Atlanta)	Day	7-0

BEST PITCHING STARTS

In research dating back to 1900, the Elias Sports Bureau found the following Braves who started a season with a record of at least 6-0.

Pitcher	Start	Year	Notes
Ed Brandt	8-0	1931	In consecutive starts, all complete games.
Warren Spahn	8-0	1947	Covered eight starts plus a no-decision in relief.
Jim Wilson	8-0	1954	In eight consecutive starts.
Lew Burdette	7-0	1953	In 19 games, no starts
Larry McWilliams	7-0	1978	Was called up from minors on July 17;
Rick Mahler	7-0	1985	In seven consecutive starts.
*Pete Smith	7-0	1992	Covered 11 starts and 1 relief appearance.
Tom Glavine	7-0	1993	In 10 starts.
Denny Neagle	7-0	1997	In 10 starts.
Mike Remlinger	7-0	2002	All in relief (57 games).
Oscar Villarreal	7-0	2006	All in relief (31 games).
*Max Fried	7-0	2020	Over 11 starts in 60-game 2020 season
George Stone	6-0	1969	In 13 games with three wins as a starter.
Ron Reed	6-0	1968	In nine games, six starts, with all the wins as a starter.
Warren Spahn	6-0	1958	In seven starts.
Max Surkont	6-0	1953	In eight games, seven starts, with all wins as a starter.
Huck Betts	6-0	1932	In 10 games, eight starts, with five wins as a starter.
Frank Miller	6-0	1922	In 10 games, six starts, with five wins as a starter.

*Finished the season with a perfect record

ATLANTA PITCHING – CAREER TOP 10

GAMES

John Smoltz	708
Phil Niekro	689
Gene Garber	557
Tom Glavine	518
Rick Camp	414
Mark Wohlers	388
A.J. Minter	384
Greg Maddux	363
Peter Moylan	356
Eric O’Flaherty	356

INNINGS PITCHED

Phil Niekro	4533.0
Tom Glavine	3408.0
John Smoltz	3395.0
Greg Maddux	2526.2
Tim Hudson	1573.0
Rick Mahler	1558.2
Ron Reed	1419.2
Julio Teheran	1360.0
Pat Jarvis	1244.2
Steve Avery	1222.1

WINS

Phil Niekro	266
Tom Glavine	244
John Smoltz	210
Greg Maddux	194
Tim Hudson	113
Pat Jarvis	83
Ron Reed	80
Rick Mahler	79
Julio Teheran	77
Kevin Millwood	75

ERA (1,000 IP)

Greg Maddux	2.63
Phil Niekro	3.20
John Smoltz	3.26
Tom Glavine	3.41
Tim Hudson	3.56
Pat Jarvis	3.59
Julio Teheran	3.67
Kevin Millwood	3.73
Ron Reed	3.74
Steve Avery	3.83

GAMES STARTED

Phil Niekro	594
Tom Glavine	518
John Smoltz	466
Greg Maddux	363
Tim Hudson	243
Julio Teheran	226
Rick Mahler	218
Ron Reed	203
Steve Avery	201
Pat Jarvis	169

COMPLETE GAMES

Phil Niekro	226
Greg Maddux	61
John Smoltz	53
Tom Glavine	52
Ron Reed	47
Pat Jarvis	42
Rick Mahler	36
Carl Morton	29
George Stone	20
Ken Johnson	18
Denny Lemaster	18

SHUTOUTS

Phil Niekro	43
Tom Glavine	22
Greg Maddux	21
John Smoltz	16
Pat Jarvis	8
Carl Morton	8
Dick Ruthven	7
Steve Avery	6
Rick Mahler	6
Denny Neagle	6
Ron Reed	6
Zane Smith	6

SAVES

Craig Kimbrel	186
John Smoltz	154
Gene Garber	141
Mark Wohlers	112
John Rocker	83
Cecil Upshaw	79
Raisel Iglesias	68
Rick Camp	57
Mike Stanton	55
Jim Johnson	51

STRIKEOUTS

John Smoltz	3011
Phil Niekro	2855
Tom Glavine	2091
Greg Maddux	1828
Julio Teheran	1184
Tim Hudson	997
Max Fried	863
Kevin Millwood	840
Charlie Morton	819
Steve Avery	815

WALKS

Phil Niekro	1425
Tom Glavine	1177
John Smoltz	992
Rick Mahler	501
Tim Hudson	464
Julio Teheran	458
Greg Maddux	383
Steve Avery	371
Zane Smith	366
Pat Jarvis	365

LOSSES

Phil Niekro	227
Tom Glavine	147
John Smoltz	147
Rick Mahler	89
Greg Maddux	88
Ron Reed	88
Gene Garber	73
Julio Teheran	73
Tim Hudson	72
Pat Jarvis	72

HITS ALLOWED

Phil Niekro	4136
Tom Glavine	3241
John Smoltz	2979
Greg Maddux	2273
Rick Mahler	1656
Tim Hudson	1490
Ron Reed	1424
Julio Teheran	1189
Steve Avery	1180
Pat Jarvis	1143

FRANCHISE PITCHING – CAREER TOP 10

GAMES

Phil Niekro	740
Warren Spahn.....	714
John Smoltz	708
Kid Nichols.....	557
Gene Garber.....	557
Tom Glavine.....	518
Lew Burdette.....	468
Rick Camp	414
Mark Wohlers	388
A.J. Minter.....	384

GAMES STARTED

Warren Spahn.....	635
Phil Niekro	595
Tom Glavine.....	518
Kid Nichols.....	502
John Smoltz	466
Greg Maddux.....	363
Lew Burdette.....	330
Vic Willis	302
Jim Whitney	254
Tim Hudson.....	243

STRIKEOUTS

John Smoltz	3011
Phil Niekro	2912
Warren Spahn.....	2493
Tom Glavine.....	2091
Greg Maddux.....	1828
Kid Nichols.....	1672
Julio Teheran	1184
Vic Willis	1161
Jim Whitney	1157
Tim Hudson.....	997

INNINGS PITCHED

Warren Spahn.....	5046.0
Phil Niekro	4622.2
Kid Nichols.....	4538.0
Tom Glavine	3408.0
John Smoltz	3395.0
Lew Burdette.....	2638.0
Vic Willis	2575.0
Greg Maddux.....	2526.2
Jim Whitney	2263.2
Tommy Bond	2127.1

COMPLETE GAMES

Kid Nichols.....	477
Warren Spahn.....	374
Vic Willis	268
Jim Whitney	242
John Clarkson.....	226
Phil Niekro	226
Tommy Bond	225
Jack Stivetts.....	176
Dick Rudolph.....	171
Charlie Buffinton	166

WALKS

Phil Niekro	1458
Warren Spahn.....	1378
Tom Glavine	1177
Kid Nichols.....	1159
John Smoltz	992
Vic Willis	854
Bob Buhl.....	782
Lefty Tyler	678
John Clarkson.....	676
Jack Stivetts.....	651

WINS

Warren Spahn.....	356
Kid Nichols.....	328
Phil Niekro	268
Tom Glavine	244
John Smoltz	210
Greg Maddux.....	194
Lew Burdette.....	179
Vic Willis	151
John Clarkson.....	150
Tommy Bond	149

SHUTOUTS

Warren Spahn.....	63
Kid Nichols.....	44
Phil Niekro	43
Lew Burdette.....	30
Tommy Bond	29
Dick Rudolph.....	27
Vic Willis	26
Tom Glavine.....	22
Lefty Tyler	22
Greg Maddux.....	21

LOSSES

Phil Niekro	230
Warren Spahn.....	229
Kid Nichols.....	180
Vic Willis	149
Tom Glavine	147
John Smoltz	147
Jim Whitney	121
Lew Burdette.....	120
Bob Smith	120
Ed Brandt	119

ERA (1,000 IP, SINCE 1900)

Dick Rudolph.....	2.62
Greg Maddux.....	2.63
Vic Willis	2.88
Warren Spahn.....	3.05
Lefty Tyler	3.06
Jesse Barnes.....	3.07
Togie Pittenge.....	3.08
Irv Young.....	3.15
Phil Niekro	3.20
John Smoltz	3.26

SAVES

Craig Kimbrel	186
John Smoltz	154
Gene Garber.....	141
Mark Wohlers	112
John Rocker	83
Cecil Upshaw	79
Raisel Iglesias	68
Rick Camp	57
Mike Stanton	55
Jim Johnson	51

HITS ALLOWED

Warren Spahn.....	4620
Kid Nichols.....	4434
Phil Niekro	4224
Tom Glavine	3241
John Smoltz	2979
Lew Burdette.....	2698
Vic Willis	2386
Greg Maddux.....	2273
Tommy Bond	2243
Jim Whitney	2219

ATLANTA PITCHING – SINGLE-SEASON TOP 10

GAMES

87.....	Peter Moylan	2009
85.....	Peter Moylan	2010
85.....	Jonny Venters	2011
84.....	Chris Reitsma	2004
83.....	Will Ohman	2008
81.....	Brad Clontz	1996
80.....	Ray King	2003
80.....	Peter Moylan	2007
80.....	Mike Gonzalez.....	2009
79.....	Antonio Alfonseca.....	2004
79.....	Jonny Venters	2010
79.....	Craig Kimbrel.....	2011

INNINGS PITCHED

342.0 ..	Phil Niekro	1979
334.1...	Phil Niekro	1978
330.1...	Phil Niekro	1977
302.1...	Phil Niekro	1974
284.1...	Phil Niekro	1969
282.1...	Phil Niekro	1972
277.2...	Carl Morton.....	1975
275.2...	Phil Niekro	1975
275.0 ..	Phil Niekro	1980
274.2 ..	Carl Morton.....	1974

WINS

24.....	John Smoltz	1996
23.....	Phil Niekro	1969
22.....	Tom Glavine	1993
21.....	Phil Niekro	1979
21.....	Tom Glavine	2000
21.....	Russ Ortiz	2003
21.....	Kyle Wright.....	2022
20.....	Seven times	

ERA (QUALIFIED)

1.56.....	Greg Maddux.....	1994
1.63.....	Greg Maddux.....	1995
1.87.....	Phil Niekro	1967
2.20.....	Greg Maddux.....	1997
2.22.....	Greg Maddux.....	1998
2.28.....	Buzz Capra.....	1974
2.36.....	Greg Maddux.....	1993
2.38.....	Chris Sale	2024
2.38.....	Phil Niekro	1974
2.47.....	Tom Glavine	1998

GAMES STARTED

44.....	Phil Niekro.....	1979
43.....	Phil Niekro.....	1977
42.....	Phil Niekro.....	1978
39.....	Phil Niekro.....	1974
39.....	Carl Morton.....	1975
39.....	Rick Mahler	1985
39.....	Rick Mahler	1986
38.....	Tony Cloninger.....	1966
38.....	Carl Morton.....	1974
38.....	Phil Niekro.....	1980

COMPLETE GAMES

23.....	Phil Niekro.....	1979
22.....	Phil Niekro.....	1978
21.....	Phil Niekro.....	1969
20.....	Phil Niekro.....	1977
18.....	Phil Niekro.....	1974
18.....	Phil Niekro.....	1971
17.....	Phil Niekro.....	1972
15.....	Phil Niekro.....	1968
14.....	Pat Jarvis	1968
13.....	Phil Niekro.....	1975

SHUTOUTS

6.....	Phil Niekro.....	1974
5.....	Phil Niekro.....	1968
5.....	Buzz Capra.....	1974
5.....	Tom Glavine	1992
5.....	Greg Maddux.....	1998
4.....	Phil Niekro.....	1969
4.....	Phil Niekro.....	1971
4.....	Carl Morton.....	1973
4.....	Dick Ruthven	1976
4.....	Phil Niekro.....	1978
4.....	Tom Glavine	1989
4.....	Denny Neagle.....	1997

SAVES

55.....	John Smoltz	2002
50.....	Craig Kimbrel.....	2013
47.....	Craig Kimbrel.....	2014
46.....	Craig Kimbrel.....	2011
45.....	John Smoltz	2003
44.....	John Smoltz	2004
42.....	Craig Kimbrel.....	2012
41.....	Kenley Jansen	2022
39.....	Mark Wohlers.....	1996
38.....	John Rocker	1999

STRIKEOUTS

281.....	Spencer Strider ..	2023
276.....	John Smoltz	1996
262.....	Phil Niekro.....	1977
248.....	Phil Niekro.....	1978
241.....	John Smoltz	1997
238.....	Javier Vazquez	2009
225.....	Chris Sale	2024
216.....	Charlie Morton.....	2021
215.....	John Smoltz	1992
211.....	John Smoltz	2006

WALKS

164.....	Phil Niekro.....	1977
116.....	Tony Cloninger	1966
113.....	Phil Niekro.....	1979
112.....	Russ Ortiz	2004
111.....	Steve Bedrosian	1985
105.....	Phil Niekro.....	1983
105.....	Zane Smith	1986
102.....	Phil Niekro.....	1978
102.....	Craig McMurtry	1984
102.....	David Palmer	1986
102.....	Russ Ortiz	2003

LOSSES

20.....	Phil Niekro.....	1977
20.....	Phil Niekro.....	1979
18.....	Phil Niekro.....	1970
18.....	Phil Niekro.....	1978
18.....	Phil Niekro.....	1980
18.....	Rick Mahler	1986
17.....	Dick Ruthven	1976
17.....	Craig McMurtry	1984
17.....	Tom Glavine	1988
17.....	Derek Lowe	2011
17.....	Shelby Miller	2015

HITS ALLOWED

315.....	Phil Niekro.....	1977
311.....	Phil Niekro.....	1979
302.....	Carl Morton.....	1975
295.....	Phil Niekro.....	1978
293.....	Carl Morton.....	1974
285.....	Phil Niekro.....	1975
283.....	Rick Mahler	1986
279.....	Rick Mahler	1988
272.....	Rick Mahler	1985
259.....	Tom Glavine	1999

FRANCHISE PITCHING – SINGLE-SEASON TOP 10

GAMES

87.....	Peter Moylan	2009
85.....	Peter Moylan	2010
85.....	Jonny Venters	2011
84.....	Chris Reitsma	2004
83.....	Will Ohman	2008
81.....	Brad Clontz	1996
80.....	Ray King	2003
80.....	Peter Moylan	2007
80.....	Mike Gonzalez.....	2009
79.....	Antonio Alfonseca	2004
79.....	Jonny Venters	2010
79.....	Craig Kimbrel.....	2011

GAMES STARTED

46.....	Vic Willis.....	1902
44.....	Phil Niekro.....	1979
43.....	Vic Willis.....	1904
43.....	Dick Rudolph.....	1915
43.....	Phil Niekro.....	1977
42.....	Irv Young	1905
42.....	Phil Niekro.....	1978
41.....	Vic Willis.....	1905
41.....	Irv Young	1906
40.....	Togie Pittinger.....	1902

STRIKEOUTS

281.....	Spencer Strider ..	2023
276.....	John Smoltz	1996
262.....	Phil Niekro.....	1977
248.....	Phil Niekro.....	1978
241.....	John Smoltz	1997
238.....	Javier Vazquez	2009
225.....	Chris Sale	2024
225.....	Vic Willis.....	1902
216.....	Charlie Morton.....	2021
215.....	John Smoltz	1992

INNINGS PITCHED

410.0 ..	Vic Willis.....	1902
389.1...	Togie Pittinger.....	1902
378.0 ..	Irv Young	1905
358.1...	Irv Young	1906
351.2...	Togie Pittinger.....	1903
350.0 ..	Vic Willis.....	1904
342.0 ..	Vic Willis.....	1905
342.0 ..	Phil Niekro.....	1979
341.1...	Dick Rudolph.....	1915
336.1...	Dick Rudolph.....	1914

COMPLETE GAMES

45.....	Vic Willis.....	1902
41.....	Irv Young	1905
39.....	Vic Willis.....	1904
37.....	Irv Young	1906
36.....	Togie Pittinger.....	1902
36.....	Vic Willis.....	1905
35.....	Togie Pittinger.....	1903
35.....	Togie Pittinger.....	1904
35.....	Chick Fraser.....	1905
33.....	Four tied	

WALKS

164.....	Phil Niekro.....	1977
149.....	Chick Fraser.....	1905
144.....	Togie Pittinger.....	1904
143.....	Togie Pittinger.....	1903
128.....	Togie Pittinger.....	1902
126.....	Lefty Tyler.....	1912
124.....	Cliff Curtis	1910
122.....	Vern Bickford.....	1950
121.....	Al Mattern.....	1910
121.....	Bob Buhl.....	1957

WINS

27.....	Togie Pittinger.....	1902
27.....	Vic Willis.....	1902
26.....	Bill James	1914
26.....	Dick Rudolph.....	1914
24.....	Johnny Sain	1948
24.....	Tony Cloninger	1965
24.....	John Smoltz	1996
23.....	Warren Spahn.....	1953
23.....	Warren Spahn.....	1963
23.....	Phil Niekro.....	1969

SHUTOUTS

7.....	Togie Pittinger.....	1902
7.....	Irv Young	1905
7.....	Warren Spahn.....	1947
7.....	Warren Spahn.....	1951
7.....	Warren Spahn.....	1963
6.....	Seven tied	

LOSSES

29.....	Vic Willis.....	1905
25.....	Vic Willis.....	1904
25.....	Irv Young	1906
25.....	Gus Dorner	1906
25.....	Ben Cantwell	1935
24.....	Cliff Curtis	1910
23.....	Kaiser Wilhelm.....	1905
23.....	Vive Lindaman.....	1906
23.....	Buster Brown.....	1910
23.....	George Ferguson	1909
23.....	Irv Young	1907

ERA (QUALIFIED)

1.56.....	Greg Maddux.....	1994
1.63.....	Greg Maddux.....	1995
1.87.....	Phil Niekro.....	1967
1.90.....	Bill James	1914
2.02.....	Lefty Tyler.....	1916
2.08.....	Pat Ragan	1916
2.10.....	Warren Spahn.....	1953
2.12.....	Tom Hughes.....	1915
2.16.....	Art Nehf	1917
2.16.....	Dick Rudolph.....	1916

SAVES

55.....	John Smoltz	2002
50.....	Craig Kimbrel.....	2013
47.....	Craig Kimbrel.....	2014
46.....	Craig Kimbrel.....	2011
45.....	John Smoltz	2003
44.....	John Smoltz	2004
42.....	Craig Kimbrel.....	2012
41.....	Kenley Jansen	2022
39.....	Mark Wohlers.....	1996
38.....	John Rocker	1999

HITS ALLOWED

396.....	Togie Pittinger.....	1903
372.....	Vic Willis.....	1902
360.....	Togie Pittinger.....	1902
357.....	Vic Willis.....	1904
349.....	Irv Young	1906
340.....	Vic Willis.....	1905
337.....	Irv Young	1905
322.....	Al Mattern.....	1909
320.....	Chick Fraser.....	1905
316.....	Kaiser Wilhelm.....	1904

ALL STATS SINCE 1900

ATLANTA YEAR-BY-YEAR TEAM PITCHING TOTALS

Year	W-L	ERA	G	CG	SHO	SV	IP	H	R	ER	HR	BB	SO
1966	85-77	3.68	163	37	10	36	1469.0	1430	683	601	129	485	884
1967	77-85	3.47	162	36	5	32	1454.0	1377	640	561	118	449	862
1968	81-81	2.92	163	44	16	29	1474.0	1320	549	478	87	362	871
1969	93-69	3.53	162	38	7	42	1445.0	1334	631	566	144	438	893
1970	76-86	4.33	162	45	9	24	1431.0	1451	772	688	185	478	960
1971	82-80	3.75	162	40	11	31	1475.0	1528	699	614	152	485	823
1972	70-84	4.27	155	40	4	27	1377.0	1412	730	654	155	512	732
1973	76-85	4.25	162	34	9	35	1462.0	1467	774	690	144	575	803
1974	88-74	3.05	163	46	21	22	1476.0	1343	563	501	97	488	772
1975	67-94	3.91	161	32	4	24	1430.0	1543	739	624	101	519	669
1976	70-92	3.86	162	33	13	27	1438.0	1435	700	617	86	564	818
1977	61-101	4.85	162	28	15	31	1445.0	1581	895	782	169	701	915
1978	69-93	4.08	162	29	12	32	1440.1	1404	750	653	132	624	848
1979	66-94	4.18	160	32	3	34	1407.2	1496	763	654	132	494	779
1980	81-80	3.77	161	29	9	37	1428.0	1397	660	598	131	454	696
1981	50-56	3.45	107	11	4	24	968.0	936	416	371	62	330	471
1982	89-73	3.82	162	15	11	51	1463.0	1484	702	621	126	502	813
1983	88-74	3.67	162	18	4	48	1440.2	1412	640	588	132	540	895
1984	80-82	3.57	162	17	7	49	1447.0	1401	655	574	122	525	859
1985	66-96	4.19	162	9	9	29	1457.1	1512	781	679	134	642	776
1986	72-89	3.97	161	17	5	39	1424.2	1443	719	629	117	576	932
1987	69-92	4.63	161	16	4	32	1427.2	1529	829	734	163	587	837
1988	54-106	4.09	160	14	4	25	1446.0	1481	741	657	108	524	810
1989	63-97	3.70	161	15	8	33	1447.2	1370	680	595	114	468	966
1990	65-97	4.58	162	17	8	30	1429.2	1527	821	727	128	579	938
1991	94-68	3.49	162	18	7	48	1452.2	1304	644	563	118	481	969
1992	98-64	3.14	162	26	24	41	1460.0	1321	569	510	89	489	948
1993	104-58	3.14	162	18	16	46	1455.0	1297	559	507	101	480	1036
1994	68-46	3.57	114	16	8	26	1026.1	929	448	407	76	378	865
1995	90-54	3.44	144	18	11	34	1291.2	1184	540	494	107	436	1087
1996	96-66	3.52	162	14	9	46	1469.0	1372	648	575	120	451	1245
1997	101-61	3.18	162	21	17	37	1465.2	1319	581	518	111	450	1196
1998	106-56	3.25	162	24	23	45	1438.2	1291	581	520	117	466	1232
1999	103-59	3.63	162	9	9	45	1471.0	1398	661	593	142	507	1197
2000	95-67	4.06	162	13	9	53	1440.1	1428	714	648	165	484	1093
2001	88-74	3.59	162	5	13	41	1447.1	1363	643	578	153	499	1133
2002	101-59	3.13	161	3	15	57	1467.1	1302	565	511	123	554	1058
2003	101-61	4.10	162	4	7	51	1456.1	1425	740	663	147	555	992
2004	96-66	3.74	162	4	13	48	1450.0	1475	668	603	154	523	1025
2005	90-72	3.98	162	8	12	38	1443.2	1487	674	639	145	520	929
2006	79-83	4.60	162	6	6	38	1441.1	1529	805	736	183	572	1049
2007	84-78	4.11	162	1	6	36	1456.1	1442	733	665	172	537	1106
2008	72-90	4.46	162	2	7	26	1440.2	1439	778	714	156	586	1076
2009	86-76	3.57	162	3	10	38	1462.2	1399	641	581	119	530	1232
2010	91-71	3.56	162	2	9	41	1439.1	1326	629	569	126	505	1241
2011	89-73	3.48	162	3	16	52	1479.2	1332	605	572	125	521	1332
2012	94-68	3.42	162	5	16	47	1445.1	1310	600	549	145	464	1232
2013	96-66	3.18	162	1	12	53	1450.1	1326	548	512	127	409	1232
2014	79-83	3.38	162	5	13	54	1455.0	1369	597	547	121	472	1301
2015	67-95	4.41	162	3	10	44	1425.1	1462	760	698	170	550	1148
2016	68-93	4.51	161	1	9	39	1447.2	1414	779	725	177	547	1227
2017	72-90	4.72	162	0	6	36	1441.1	1463	821	756	192	584	1258
2018	90-72	3.75	162	2	11	40	1456.2	1236	657	607	153	635	1423
2019	97-65	4.19	162	1	8	44	1450.2	1421	743	675	203	548	1393
2020	35-25	4.41	60	0	4	13	524.1	494	288	257	69	220	506
2021	88-73	3.88	161	2	18	40	1410.2	1237	656	608	183	516	1417
2022	101-61	3.46	162	1	9	55	1448.0	1224	609	556	148	500	1554
2023	104-58	4.14	162	1	1	52	1440.0	1341	716	662	187	534	1516
2024	89-73	3.49	162	2	1	40	1443.1	1277	607	559	150	449	1553

FRANCHISE YEAR-BY-YEAR VICTORY LEADERS

Year	Pitcher	W-L	Year	Pitcher	W-L	Year	Pitcher	W-L
1876	Jack Manning	18-5	1928	Bob Smith	13-17	1980	Phil Niekro	15-18
1877	Tommy Bond	40-17	1929	Socks Siebold	12-17	1981	Rick Camp	9-3
1878	Tommy Bond	40-19	1930	Socks Siebold	15-16	1982	Phil Niekro	17-4
1879	Tommy Bond	43-19	1931	Ed Brandt	18-11	1983	Craig McMurtry	15-9
1880	Tommy Bond	26-29	1932	Ed Brandt	16-16		Pascual Pérez	15-8
1881	Jim Whitney	31-33	1933	Ben Cantwell	20-10	1984	Pascual Pérez	14-8
1882	Jim Whitney	24-21	1934	Fred Frankhouse	17-9	1985	Rick Mahler	17-15
1883	Jim Whitney	37-21		Huck Betts	17-10	1986	Rick Mahler	14-18
1884	Charlie Buffinton	48-16	1935	Fred Frankhouse	11-15	1987	Zane Smith	15-10
1885	Charlie Buffinton	22-27	1936	Danny MacFayden	17-13	1988	Rick Mahler	9-16
1886	Old Hoss Radbourn	27-31	1937	Jim Turner	20-11	1989	Tom Glavine	14-8
1887	Old Hoss Radbourn	24-23		Lou Fette	20-10	1990	John Smoltz	14-11
1888	John Clarkson	33-20	1938	Danny MacFayden	14-9	1991	Tom Glavine	20-11
1889	John Clarkson	49-19		Jim Turner	14-18	1992	Tom Glavine	20-8
1890	Kid Nichols	27-19	1939	Bill Posedel	15-13	1993	Tom Glavine	22-6
1891	John Clarkson	33-19	1940	Dick Erickson	12-13	1994	Greg Maddux	16-6
1892	Kid Nichols	35-16		Bill Posedel	12-17	1995	Greg Maddux	19-2
	Jack Stivetts	35-16	1941	Jim Tobin	12-12	1996	John Smoltz	24-8
1893	Kid Nichols	34-14	1942	Al Javery	12-16	1997	Denny Neagle	20-5
1894	Kid Nichols	32-13		Jim Tobin	12-21	1998	Tom Glavine	20-6
1895	Kid Nichols	26-16	1943	Al Javery	17-16	1999	Greg Maddux	19-9
1896	Kid Nichols	30-14	1944	Jim Tobin	18-19	2000	Tom Glavine	21-9
1897	Kid Nichols	31-11	1945	Jim Tobin	9-14	2001	Greg Maddux	17-11
1898	Kid Nichols	32-12	1946	Johnny Sain	20-14	2002	Kevin Millwood	18-8
1899	Vic Willis	27-8	1947	Warren Spahn	21-10		Tom Glavine	18-11
1900	Bill Dinneen	20-14		Johnny Sain	21-12	2003	Russ Ortiz	21-7
1901	Vic Willis	20-17	1948	Johnny Sain	24-15	2004	Jaret Wright	15-8
1902	Togie Pittinger	27-16	1949	Warren Spahn	21-14		Russ Ortiz	15-9
	Vic Willis	27-20	1950	Warren Spahn	21-17	2005	John Smoltz	14-7
1903	Togie Pittinger	19-23	1951	Warren Spahn	22-14		Tim Hudson	14-9
1904	Vic Willis	18-25	1952	Warren Spahn	14-19	2006	John Smoltz	16-9
1905	Irv Young	20-21	1953	Warren Spahn	23-7	2007	Tim Hudson	16-10
1906	Irv Young	16-25	1954	Warren Spahn	21-12	2008	Jair Jurrjens	13-10
1907	Patsy Flaherty	12-15	1955	Warren Spahn	17-14	2009	Derek Lowe	15-10
	Gus Dornier	12-16	1956	Warren Spahn	20-11		Javier Vazquez	15-10
1908	Vive Lindaman	12-15	1957	Warren Spahn	21-11	2010	Tim Hudson	17-9
1909	Al Mattern	16-20	1958	Warren Spahn	22-11	2011	Tim Hudson	16-10
1910	Al Mattern	15-19	1959	Warren Spahn	21-15	2012	Tim Hudson	16-7
1911	Buster Brown	7-18		Lew Burdette	21-15	2013	Kris Medlen	15-12
1912	Hub Perdue	13-16	1960	Warren Spahn	21-10	2014	Ervin Santana	14-10
1913	Lefty Tyler	16-17	1961	Warren Spahn	21-13		Julio Teheran	14-13
	Hub Perdue	16-13	1962	Warren Spahn	18-14	2015	Julio Teheran	11-8
1914	Dick Rudolph	26-10	1963	Warren Spahn	23-7	2016	Mike Foltynewicz	9-5
	Bill James	26-7	1964	Tony Cloninger	19-14	2017	Julio Teheran	11-13
1915	Dick Rudolph	22-19	1965	Tony Cloninger	24-11	2018	Mike Foltynewicz	13-10
1916	Dick Rudolph	19-12	1966	Ken Johnson	14-8	2019	Max Fried	17-6
1917	Art Nehf	16-8		Tony Cloninger	14-11	2020	Max Fried	7-0
1918	Art Nehf	15-15	1967	Pat Jarvis	15-10	2021	Charlie Morton	14-6
1919	Dick Rudolph	13-18	1968	Pat Jarvis	16-12		Max Fried	14-7
1920	Joe Oeschger	15-13	1969	Phil Niekro	23-13	2022	Kyle Wright	21-5
1921	Joe Oeschger	20-14	1970	Pat Jarvis	16-16	2023	Spencer Strider	20-5
1922	Frank Miller	11-13	1971	Phil Niekro	15-14	2024	Chris Sale	18-3
	Rube Marquard	11-15	1972	Phil Niekro	16-12			
1923	Joe Genewich	13-14	1973	Carl Morton	15-10			
1924	Jesse Barnes	15-20	1974	Phil Niekro	20-13			
1925	Larry Benton	14-7	1975	Carl Morton	17-16			
	Johnny Cooney	14-14	1976	Phil Niekro	17-11			
1926	Larry Benton	14-14	1977	Phil Niekro	16-20			
1927	Joe Genewich	11-8	1978	Phil Niekro	19-18			
	Kent Greenfield	11-14	1979	Phil Niekro	21-10			

FRANCHISE SINGLE-SEASON BATTING FEATS

N.L. BATTING CHAMPIONS

1877	Deacon White.....	387
1889	Dan Brouthers.....	373
1894	Hugh Duffy.....	438
1928	Rogers Hornsby.....	387
1942	Ernie Lombardi.....	330
1956	Hank Aaron.....	328
1959	Hank Aaron.....	355
1970	Rico Carty.....	366
1974	Ralph Garr.....	353
1991	Terry Pendleton.....	319
2008	Chipper Jones.....	364

N.L. HOME RUN LEADERS

1879	Charley Jones.....	9
1880	John O'Rourke.....	6
1894	Hugh Duffy.....	18
1897	Hugh Duffy.....	11
1898	Jim Collins.....	15
1900	Herman Long.....	12
1907	David Brain.....	10
1935	Wally Berger.....	34
1945	Tommy Holmes.....	28
1953	Eddie Mathews.....	47
1957	Hank Aaron.....	44
1959	Eddie Mathews.....	46
1963	Hank Aaron (Tie).....	44
1966	Hank Aaron.....	44
1967	Hank Aaron.....	39
1984	Dale Murphy (Tie).....	36
1985	Dale Murphy.....	37
2005	Andruw Jones.....	51
2020	Marcell Ozuna.....	18
2023	Matt Olson.....	54

N.L. RBI LEADERS

1877	Deacon White.....	49
1879	John O'Rourke.....	62
1894	Hugh Duffy.....	145
1935	Wally Berger.....	130
1957	Hank Aaron.....	132
1960	Hank Aaron.....	126
1963	Hank Aaron.....	130
1966	Hank Aaron.....	127
1982	Dale Murphy (Tie).....	109
1983	Dale Murphy.....	121
2005	Andruw Jones.....	128
2020	Marcell Ozuna.....	56
2021	Adam Duvall.....	113
2023	Matt Olson.....	139

N.L. HITS LEADERS

1877	Deacon White.....	213
1894	Hugh Duffy.....	237
1911	Roy Miller.....	192
1926	Ed Brown.....	201
1945	Tommy Holmes.....	224
1947	Tommy Holmes.....	191
1956	Hank Aaron.....	204
1957	Red Schoendienst.....	200
1959	Hank Aaron.....	223
1966	Felipe Alou.....	218
1968	Felipe Alou (Tie).....	210
1974	Ralph Garr.....	214
1991	Terry Pendleton.....	187
1992	Terry Pendleton (Tie).....	199
2018	Freddie Freeman.....	191
2019	Ozzie Albies.....	189
2023	Ronald Acuña Jr.....	217

200 HITS IN A SEASON

1893	Hugh Duffy.....	203
1894	Hugh Duffy.....	237
1912	John Sweeney.....	204
1925	Dick Burrus.....	200
1926	Ed Brown.....	201
1928	Lance Richbourg.....	206
1945	Tommy Holmes.....	224
1956	Hank Aaron.....	200
1957	Red Schoendienst.....	200
1959	Hank Aaron.....	223
1963	Hank Aaron.....	201
1966	Felipe Alou.....	218
1968	Felipe Alou.....	210
1971	Ralph Garr.....	219
1973	Ralph Garr.....	200
1974	Ralph Garr.....	214
1996	Marquis Grissom.....	207
2017	Ender Inciarte.....	201
2023	Ronald Acuña Jr.....	217

30 HOMERS/30 STEALS

1963	Hank Aaron.....	44-31
1983	Dale Murphy.....	36-30
1990	Ron Gant.....	32-33
1991	Ron Gant.....	32-34
2019	Ronald Acuña Jr.....	41-37

40 HOMERS/40 STEALS

2023	Ronald Acuña Jr.....	41-73
------	----------------------	-------

SINGLE-GAME BATTING FEATS

BRAVES WHO HIT FOR THE CYCLE

Date	Player/Opponent
5/9/1896	Herman Long vs. LOU
6/20/1904	Duff Cooley vs. PHI
4/26/1907	John Bates vs. BRO
10/6/1910	Bill Collins vs. PHI
9/23/1987	Albert Hall vs. HOU
8/14/2008	Mark Kotsay vs. CHI
6/15/2016	Freddie Freeman vs. CIN
8/18/21	Freddie Freeman at MIA
9/19/21	Eddie Rosaio at SF

FOUR HOME RUNS IN ONE GAME

Date	Player/Opponent
5/30/1894	Bobby Lowe at CIN
7/31/1954	Joe Adcock at BRO
7/6/1986	Bob Horner vs. MONI

THREE HOME RUNS IN ONE GAME

Date	Player/Opponent
7/2/1928	Les Bell at PHI
7/6/1934	Hal Lee at PHI
5/25/1935	Babe Ruth at PIT
5/13/1942	Jim Tobin vs. CHI
9/27/1952	Eddie Mathews at BRO
8/30/1953	Jim Pendleton vs. PIT
6/21/1959	Henry Aaron at SF
7/30/1966	Gene Oliver vs. SF
7/30/1969	Bob Tillman* at PHI
5/31/1970	Rico Carty vs. PHI
7/3/1970	Mike Lum vs. SD
7/26/1970	Orlando Cepeda at CHI
5/18/1979	Dale Murphy vs. SF
7/22/1986	Ken Griffey vs. PHI
5/26/1990	Jeff Treadway at PHI
7/12/1992	Jeff Blauser at CHI
7/28/2001	Vinny Castilla at PIT

THREE HOME RUNS IN ONE GAME, CONT.

Date	Player/Opponent
9/25/2002	Andruw Jones at PHI
8/14/2006	Chipper Jones* at WSH
6/22/2008	Mark Teixeira vs. SEA
4/29/2017	Matt Kemp* at MIL
9/1/2020	Marcell Ozuna at BOS
9/2/2020	Adam Duvall at BOS
9/9/2020	Adam Duvall vs. MIA
*Consecutive	

ATLANTA YEAR-BY-YEAR TEAM BATTING TOTALS

Year	AVG.	AB	R	H	2B	3B	HR	RBI	BB	SO	SB	E
1966	.263	5616	782	1476	220	32	207	734	512	913	59	154
1967	.240	5450	631	1307	191	29	158	596	512	947	55	138
1968	.252	5552	515	1399	179	31	80	480	414	782	83	125
1969	.258	5460	691	1411	195	22	141	640	485	665	59	115
1970	.270	5546	736	1495	215	24	160	692	522	736	58	141
1971	.257	5575	643	1434	192	30	153	587	434	747	57	146
1972	.258	5278	628	1363	186	17	144	593	532	770	47	156
1973	.266	5631	799	1497	219	34	206	758	608	870	84	166
1974	.249	5533	661	1375	202	37	120	559	571	772	72	132
1975	.244	5424	583	1323	179	28	107	541	543	759	65	175
1976	.245	5345	620	1309	170	30	82	586	589	811	74	131
1977	.254	5534	678	1404	218	20	139	638	537	876	82	175
1978	.244	5381	600	1313	181	38	123	558	550	874	90	153
1979	.256	5422	669	1389	220	28	126	626	490	818	98	183
1980	.250	5402	630	1352	226	22	144	597	434	899	73	162
1981	.243	3642	395	886	148	22	64	366	321	540	98	102
1982	.256	5507	739	1411	215	22	146	687	554	869	151	137
1983	.272	5472	746	1489	218	45	130	691	582	847	146	137
1984	.247	5422	632	1338	234	27	111	578	555	896	140	139
1985	.246	5526	632	1359	213	28	126	598	553	849	72	158
1986	.250	5384	615	1348	241	24	138	575	538	904	93	141
1987	.258	5428	747	1401	284	24	152	696	641	834	135	116
1988	.242	5440	555	1319	228	28	96	527	432	848	95	151
1989	.234	5463	584	1281	201	22	128	544	485	996	83	152
1990	.250	5504	622	1376	263	26	162	636	473	1010	92	158
1991	.258	5456	749	1407	255	30	141	704	563	906	165	138
1992	.254	5480	682	1391	223	48	138	641	493	924	126	109
1993	.262	5588	767	1444	239	29	169	712	560	946	125	108
1994	.267	3861	542	1031	198	18	137	510	377	668	48	81
1995	.250	4814	645	1202	210	27	168	618	520	933	73	100
1996	.270	5614	773	1514	264	28	197	735	530	1032	83	130
1997	.270	5528	791	1490	268	37	174	755	597	1160	108	114
1998	.272	5484	826	1489	297	26	215	794	548	1062	98	91
1999	.266	5569	840	1481	309	23	197	791	608	962	148	111
2000	.271	5489	810	1490	274	26	179	758	595	1010	148	129
2001	.260	5498	729	1432	263	24	174	696	493	1039	85	103
2002	.260	5495	708	1428	280	25	164	669	558	1028	76	114
2003	.284	5670	907	1608	321	31	235	872	545	933	68	121
2004	.270	5570	803	1503	304	37	178	767	587	1158	86	116
2005	.265	5486	769	1453	308	37	184	733	534	1084	92	86
2006	.270	5583	849	1510	312	26	222	818	526	1169	52	99
2007	.275	5689	810	1562	328	27	176	781	534	1149	64	107
2008	.270	5604	753	1514	316	33	130	721	618	1023	58	107
2009	.263	5539	735	1459	300	20	149	700	602	1064	58	96
2010	.258	5463	738	1411	312	25	139	699	634	1140	63	126
2011	.243	5528	641	1345	244	16	173	606	504	1260	77	83
2012	.247	5425	700	1341	263	30	149	660	567	1289	101	86
2013	.249	5441	688	1354	247	21	181	656	542	1384	64	85
2014	.241	5468	573	1316	240	22	123	545	472	1369	95	85
2015	.251	5420	573	1361	251	18	100	548	471	1107	69	90
2016	.255	5514	649	1404	295	27	122	615	502	1240	75	101
2017	.263	5584	732	1467	289	26	165	706	474	1184	77	97
2018	.257	5582	759	1433	314	29	175	717	511	1290	90	80
2019	.258	5560	855	1432	277	29	249	824	619	1467	89	78
2020	.268	2074	348	556	130	3	103	338	239	573	23	33
2021	.244	5364	790	1307	269	20	239	762	549	1453	59	71
2022	.253	5509	789	1394	298	11	243	753	470	1498	87	77
2023	.276	5597	947	1543	293	23	307	916	538	1289	132	82
2024	.243	5481	704	1333	273	15	213	674	485	1461	69	68

ATLANTA BATTING – CAREER TOP 10

BATTING AVERAGE*

Ralph Garr	317
Chipper Jones.....	303
Felipe Alou	302
Freddie Freeman ...	295
Martin Prado	295
Hank Aaron.....	293
Fred McGriff	293
Ronald Acuña Jr. ...	289
Terry Pendleton ..	287
Javy Lopez.....	287

AT-BATS

Chipper Jones.....	8984
Dale Murphy	7098
Andruw Jones	6408
Freddie Freeman ..	5767
Hank Aaron	4548
Brian McCann	4140
Glenn Hubbard	4016
Javy Lopez.....	4003
Jeff Blausner	3961
Bob Horner.....	3571

DOUBLES

Chipper Jones.....	549
Freddie Freeman ...	367
Andruw Jones.....	330
Dale Murphy.....	306
Brian McCann	236
Ozzie Albies	212
Hank Aaron.....	209
Jeff Blausner.....	201
Nick Markakis	198
Glenn Hubbard	196

WALKS

Chipper Jones.....	1512
Dale Murphy	912
Freddie Freeman ...	776
Andruw Jones.....	717
Hank Aaron.....	634
Darrell Evans.....	563
Glenn Hubbard	487
Jeff Blausner.....	483
David Justice.....	452
Brian McCann	445

ON-BASE PCT.*

Chipper Jones.....	401
Freddie Freeman ...	384
Ronald Acuña Jr. ...	379
Hank Aaron.....	378
David Justice	374
Fred McGriff	369
Darrell Evans.....	368
Ryan Klesko	361
Marcus Giles.....	361
Nick Markakis	357

RUNS

Chipper Jones.....	1619
Dale Murphy	1103
Andruw Jones	1045
Freddie Freeman ...	969
Hank Aaron.....	818
Jeff Blausner	601
Ronald Acuña Jr. ...	581
Rafael Furcal.....	554
Ozzie Albies	549
Bob Horner.....	545

TRIPLES

Ralph Garr	40
Rafael Furcal.....	38
Chipper Jones.....	38
Dale Murphy.....	37
Andruw Jones	34
Ozzie Albies	31
Jerry Royster	30
Jeff Blausner.....	28
Ron Gant.....	27
Felix Millan	26

STRIKEOUTS

Dale Murphy	1581
Chipper Jones.....	1409
Andruw Jones.....	1394
Freddie Freeman ...	1312
Dansby Swanson ...	820
Jeff Blausner	792
Austin Riley	783
Javy Lopez.....	728
Ronald Acuña Jr. ...	719
Brian McCann	683

SLUGGING PCT.*

Hank Aaron.....	567
Chipper Jones.....	529
Ronald Acuña Jr. ...	525
Ryan Klesko	525
Fred McGriff	516
Freddie Freeman ...	509
Bob Horner.....	508
Javy Lopez.....	502
David Justice	499
Andruw Jones.....	497

HITS

Chipper Jones.....	2726
Dale Murphy	1901
Freddie Freeman ...	1704
Andruw Jones	1683
Hank Aaron	1334
Javy Lopez.....	1148
Brian McCann	1139
Jeff Blausner	1060
Ralph Garr	1022
Bob Horner.....	994

HOME RUNS

Chipper Jones.....	468
Dale Murphy	371
Andruw Jones	368
Hank Aaron.....	335
Freddie Freeman ...	271
Bob Horner.....	215
Javy Lopez.....	214
Brian McCann	188
Ronald Acuña Jr. ...	165
David Justice.....	160

STOLEN BASES

Ronald Acuña Jr. ...	196
Rafael Furcal.....	189
Otis Nixon.....	186
Jerry Royster	174
Dale Murphy.....	160
Ron Gant.....	157
Chipper Jones.....	150
Andruw Jones.....	138
Ralph Garr	137
Claudell Washington	115

GAMES

Chipper Jones.....	2499
Dale Murphy	1926
Andruw Jones	1761
Freddie Freeman ...	1565
Hank Aaron.....	1270
Mike Lum.....	1225
Glenn Hubbard	1196
Brian McCann	1190
Jeff Blausner.....	1184
Javy Lopez.....	1156

TOTAL BASES

Chipper Jones.....	4755
Dale Murphy	3394
Andruw Jones	3185
Freddie Freeman ..	2934
Hank Aaron.....	2580
Javy Lopez.....	2008
Brian McCann	1943
Bob Horner.....	1813
Jeff Blausner.....	1644
Ozzie Albies	1638

RUNS BATTED IN

Chipper Jones.....	1623
Dale Murphy	1143
Andruw Jones.....	1117
Freddie Freeman ...	941
Hank Aaron.....	897
Brian McCann	706
Javy Lopez.....	694
Bob Horner.....	652
David Justice.....	522
Ozzie Albies	508

EXTRA-BASE HITS

Chipper Jones.....	1055
Andruw Jones.....	732
Dale Murphy.....	714
Freddie Freeman ...	663
Hank Aaron.....	560
Brian McCann	426
Javy Lopez.....	418
Ozzie Albies	384
Bob Horner.....	382
Jeff Blausner.....	338

*Minimum 2,500 plate appearances.
Bold indicates active Brave.

FRANCHISE BATTING – CAREER TOP 10

BATTING AVERAGE*

Rico Carty	317
Ralph Garr	317
Lance Richbourg	311
Hank Aaron	310
Wally Berger	304
Chipper Jones	303
Tommy Holmes	303
Buck Jordan	301
Freddie Freeman	295
Felipe Alou	295

AT-BATS

Hank Aaron	11628
Chipper Jones	8984
Eddie Mathews	8049
Dale Murphy	7098
Rabbit Maranville	6724
Andruw Jones	6408
Freddie Freeman	5767
Tommy Holmes	4956
Johnny Logan	4931
Del Crandall	4583

DOUBLES

Hank Aaron	600
Chipper Jones	549
Freddie Freeman	367
Eddie Mathews	338
Andruw Jones	330
Dale Murphy	306
Tommy Holmes	291
Wally Berger	248
Rabbit Maranville	244
Brian McCann	236

WALKS

Chipper Jones	1512
Eddie Mathews	1376
Hank Aaron	1297
Dale Murphy	912
Freddie Freeman	776
Andruw Jones	717
Darrell Evans	563
Rabbit Maranville	561
Fred Tenney	533
Glenn Hubbard	487

ON-BASE PCT.*

Chipper Jones	401
Bob Elliott	398
Rico Carty	388
Earl Torgeson	385
Freddie Freeman	384
Ronald Acuña Jr. ...	379
Eddie Mathews	379
Hank Aaron	377
David Justice	374
Fred McGriff	369

RUNS

Hank Aaron	2107
Chipper Jones	1619
Eddie Mathews	1452
Dale Murphy	1103
Andruw Jones	1045
Freddie Freeman	969
Rabbit Maranville	801
Tommy Holmes	696
Wally Berger	651
Johnny Logan	624

TRIPLES

Rabbit Maranville	103
Hank Aaron	96
Bill Bruton	79
Eddie Mathews	70
Ray Powell	67
Wally Berger	52
Lance Richbourg	48
Tommy Holmes	47
Jimmy Welsh	42
Les Mann	41

STRIKEOUTS

Dale Murphy	1581
Chipper Jones	1409
Andruw Jones	1394
Eddie Mathews	1387
Freddie Freeman	1312
Hank Aaron	1294
Dansby Swanson	820
Jeff Blauser	792
Austin Riley	783
Joe Adcock	732

SLUGGING PCT.*

Hank Aaron	567
Wally Berger	533
Chipper Jones	529
Ronald Acuña Jr. ...	525
Ryan Klesko	525
Eddie Mathews	517
Fred McGriff	516
Joe Adcock	511
Freddie Freeman	509
Bob Horner	508

HITS

Hank Aaron	3600
Chipper Jones	2726
Eddie Mathews	2201
Dale Murphy	1901
Freddie Freeman	1704
Rabbit Maranville	1696
Andruw Jones	1683
Tommy Holmes	1503
Johnny Logan	1329
Wally Berger	1263

HOME RUNS

Hank Aaron	733
Eddie Mathews	493
Chipper Jones	468
Dale Murphy	371
Andruw Jones	368
Freddie Freeman	271
Joe Adcock	239
Bob Horner	215
Javy Lopez	214
Wally Berger	199

STOLEN BASES

Hank Aaron	240
Ronald Acuña Jr. ...	196
Rabbit Maranville	194
Rafael Furcal	189
Otis Nixon	186
Jerry Royster	174
Dale Murphy	160
Ron Gant	157
Bill Sweeney	153
Chipper Jones	150

GAMES

Hank Aaron	3076
Chipper Jones	2499
Eddie Mathews	2223
Dale Murphy	1926
Rabbit Maranville	1795
Andruw Jones	1761
Freddie Freeman	1565
Del Crandall	1394
Johnny Logan	1351
Tommy Holmes	1289

TOTAL BASES

Hank Aaron	6591
Chipper Jones	4755
Eddie Mathews	4158
Dale Murphy	3394
Andruw Jones	3185
Freddie Freeman	2934
Rabbit Maranville	2215
Wally Berger	2212
Joe Adcock	2164
Tommy Holmes	2152

RUNS BATTED IN

Hank Aaron	2202
Chipper Jones	1623
Eddie Mathews	1388
Dale Murphy	1143
Andruw Jones	1117
Freddie Freeman	941
Joe Adcock	760
Wally Berger	746
Brian McCann	706
Javy Lopez	694

EXTRA-BASE HITS

Hank Aaron	1429
Chipper Jones	1055
Eddie Mathews	901
Andruw Jones	732
Dale Murphy	714
Freddie Freeman	663
Wally Berger	499
Joe Adcock	458
Tommy Holmes	426
Brian McCann	426

*Minimum 2,500 plate appearances.
 Bold indicates active Brave.
 All stats since 1900.

ATLANTA BATTING – SINGLE-SEASON TOP 10

BATTING AVERAGE*

.366	Rico Carty.....	1970
.364	Chipper Jones.....	2008
.353	Ralph Garr.....	1974
.343	Ralph Garr.....	1971
.341	Freddie Freeman.....	2020
.337	Ronald Acuña Jr. ...	2023
.338	Marcell Ozuna.....	2020
.337	Chipper Jones.....	2007
.333	Kenny Lofton.....	1997
.332	Edgar Renteria.....	2007

ON-BASE PERCENTAGE*

.470	Chipper Jones.....	2008
.462	Freddie Freeman.....	2020
.454	Rico Carty.....	1970
.441	Chipper Jones.....	1999
.436	J.D. Drew.....	2004
.435	Chipper Jones.....	2002
.432	Jeff Burroughs.....	1978
.431	Marcell Ozuna.....	2020
.427	David Justice.....	1994
.427	Chipper Jones.....	2001

SLUGGING PERCENTAGE*

.669	Hank Aaron.....	1971
.640	Freddie Freeman.....	2020
.636	Marcell Ozuna.....	2020
.633	Chipper Jones.....	1999
.623	Fred McGriff.....	1994
.607	Hank Aaron.....	1969
.605	Chipper Jones.....	2001
.604	Matt Olson.....	2023
.604	Chipper Jones.....	2007
.604	Gary Sheffield.....	2003

*Qualified for batting title

GAMES

162	16 times	last in 2024
-----	-------	----------	-------	--------------

AT-BATS

671	Marquis Grissom	1996
668	Ralph Garr.....	1973
666	Felipe Alou.....	1966
664	Rafael Furcal.....	2003
662	Felipe Alou.....	1968
662	Ender Inciarte.....	2017
656	Andruw Jones.....	2000
652	Felix Millan.....	1969
651	Jeff Francoeur.....	2006
643	Ronald Acuña Jr. ...	2023

RUNS

149	Ronald Acuña Jr. ..	2023
131	Dale Murphy.....	1983
130	Rafael Furcal.....	2003
127	Ronald Acuña Jr. ..	2019
127	Matt Olson.....	2023
126	Gary Sheffield.....	2003
123	Chipper Jones.....	1998
122	Felipe Alou.....	1966
122	Andruw Jones.....	2000
120	Freddie Freeman.....	2021

HITS

219	Ralph Garr.....	1971
218	Felipe Alou.....	1966
217	Ronald Acuña Jr. ..	2023
214	Ralph Garr.....	1974
210	Felipe Alou.....	1968
207	Marquis Grissom.....	1996
201	Ender Inciarte.....	2017
200	Ralph Garr.....	1973
199	Terry Pendleton.....	1992
199	Andruw Jones.....	2000

TOTAL BASES

383	Ronald Acuña Jr. ..	2023
367	Matt Olson.....	2023
359	Chipper Jones.....	1999
355	Felipe Alou.....	1966
355	Andruw Jones.....	2000
348	Gary Sheffield.....	2003
346	Chipper Jones.....	2001
344	Hank Aaron.....	1967
337	Andruw Jones.....	2005
335	Freddie Freeman.....	2016
332	Three tied	

DOUBLES

49	Marcus Giles.....	2003
45	Marcus Giles.....	2005
44	Matt Olson.....	2022
44	Freddie Freeman.....	2018
43	Freddie Freeman.....	2014
43	Freddie Freeman.....	2016
43	Nick Markakis.....	2018
43	Ozzie Albies.....	2019
42	Chipper Jones.....	2007
42	Brian McCann.....	2008
42	Martin Prado.....	2012

TRIPLES

17	Ralph Garr.....	1974
14	Deion Sanders.....	1992
13	Brett Butler.....	1983
11	Ralph Garr.....	1975
11	Rafael Furcal.....	2005
10	Marquis Grissom.....	1996
10	Rafael Furcal.....	2003
10	Kelly Johnson.....	2007
9	Lonnie Smith.....	1990

HOME RUNS

54	Matt Olson.....	2023
51	Andruw Jones.....	2005
47	Hank Aaron.....	1971
45	Chipper Jones.....	1999
44	Hank Aaron.....	1966
44	Hank Aaron.....	1969
44	Dale Murphy.....	1987
44	Andres Galarraga ..	1998
43	Davey Johnson.....	1973
43	Javy Lopez.....	2003

RUNS BATTED IN

139	Matt Olson.....	2023
132	Gary Sheffield.....	2003
129	Andruw Jones.....	2006
128	Andruw Jones.....	2005
127	Hank Aaron.....	1966
121	Dale Murphy.....	1983
121	Andres Galarraga ..	1998
121	Freddie Freeman....	2019
120	David Justice.....	1993
118	Hank Aaron.....	1970

WALKS

127	Jimmy Wynn.....	1976
126	Darrell Evans.....	1974
126	Chipper Jones.....	1999
124	Darrell Evans.....	1973
118	J.D. Drew.....	2004
117	Jeff Burroughs.....	1978
115	Dale Murphy.....	1987
107	Chipper Jones.....	2002
105	Darrell Evans.....	1975
104	Matt Olson.....	2023

STRIKEOUTS

188	Ronald Acuña Jr ...	2019
182	Dansby Swanson ..	2022
173	B.J. Upton.....	2014
172	Austin Riley.....	2023
171	Dan Uggla.....	2013
171	Justin Upton.....	2014
171	Freddie Freeman....	2016
170	Matt Olson.....	2022
170	Matt Olson.....	2024
170	Marcell Ozuna.....	2024
168	Austin Riley.....	2021

STOLEN BASES

73	Ronald Acuña Jr. ..	2023
72	Otis Nixon.....	1991
47	Otis Nixon.....	1993
46	Rafael Furcal.....	2005
42	Gerald Perry.....	1987
42	Michael Bourn.....	2012
41	Otis Nixon.....	1992
40	Rafael Furcal.....	2000
39	Brett Butler.....	1983
37	Ronald Acuña Jr. ..	2019

FRANCHISE BATTING – SINGLE-SEASON TOP 10

BATTING AVERAGE*

387.....	Rogers Hornsby.....	1928
366.....	Rico Carty.....	1970
364.....	Chipper Jones.....	2008
355.....	Hank Aaron.....	1959
353.....	Ralph Garr.....	1974
352.....	Tommy Holmes.....	1945
344.....	Bill Sweeney.....	1912
343.....	Ralph Garr.....	1971
340.....	Dick Burrus.....	1925
341.....	Freddie Freeman.....	2020

ON-BASE PERCENTAGE*

498.....	Rogers Hornsby.....	1928
470.....	Chipper Jones.....	2008
462.....	Freddie Freeman.....	2020
454.....	Rico Carty.....	1970
449.....	Billy Hamilton.....	1900
441.....	Chipper Jones.....	1999
436.....	J.D. Drew.....	2004
435.....	Chipper Jones.....	2002
432.....	Jeff Burroughs.....	1978
431.....	Marcell Ozuna.....	2020

SLUGGING PERCENTAGE*

669.....	Hank Aaron.....	1971
640.....	Freddie Freeman.....	2020
636.....	Marcell Ozuna.....	2020
636.....	Hank Aaron.....	1959
633.....	Chipper Jones.....	1999
632.....	Rogers Hornsby.....	1928
627.....	Eddie Mathews.....	1953
623.....	Fred McGriff.....	1994
618.....	Hank Aaron.....	1962

*Qualified for batting title

GAMES

162.....	16 times.....	last in 2024
----------	---------------	--------------

AT-BATS

671.....	Marquis Grissom.....	1996
668.....	Ralph Garr.....	1973
666.....	Felipe Alou.....	1966
664.....	Rafael Furcal.....	2003
662.....	Felipe Alou.....	1968
662.....	Ender Inciarte.....	2017
656.....	Andruw Jones.....	2000
652.....	Felix Millan.....	1969
651.....	Jeff Francoeur.....	2006
643.....	Ronald Acuña Jr. ...	2023

RUNS

149.....	Ronald Acuña Jr. ...	2023
131.....	Dale Murphy.....	1983
130.....	Rafael Furcal.....	2003
127.....	Hank Aaron.....	1962
127.....	Ronald Acuña Jr. ...	2019
126.....	Gary Sheffield.....	2003
125.....	Tommy Holmes.....	1945
123.....	Chipper Jones.....	1998
122.....	Felipe Alou.....	1966
122.....	Andruw Jones.....	2000

HITS

224.....	Tommy Holmes.....	1945
223.....	Hank Aaron.....	1959
219.....	Ralph Garr.....	1971
218.....	Felipe Alou.....	1966
217.....	Ronald Acuña Jr. ...	2023
214.....	Ralph Garr.....	1974
210.....	Felipe Alou.....	1968
207.....	Marquis Grissom.....	1996
206.....	Lance Richbourg.....	1928
205.....	George Sisler.....	1929

TOTAL BASES

400.....	Hank Aaron.....	1959
383.....	Ronald Acuña Jr. ...	2023
370.....	Hank Aaron.....	1963
369.....	Hank Aaron.....	1957
367.....	Tommy Holmes.....	1945
367.....	Matt Olson.....	2023
366.....	Hank Aaron.....	1962
363.....	Eddie Mathews.....	1953
359.....	Chipper Jones.....	1999
358.....	Hank Aaron.....	1961

DOUBLES

49.....	Marcus Giles.....	2003
47.....	Tommy Holmes.....	1945
46.....	Hank Aaron.....	1959
45.....	Marcus Giles.....	2005
44.....	Wally Berger.....	1931
44.....	Lee Maye.....	1964
44.....	Freddie Freeman.....	2018
43.....	Freddie Freeman.....	2014
43.....	Freddie Freeman.....	2016
43.....	Nick Markakis.....	2018
43.....	Ozzie Albies.....	2019

TRIPLES

18.....	Ray Powell.....	1921
17.....	Ralph Garr.....	1974
16.....	Chick Stahl.....	1900
16.....	Billy Southworth.....	1923
15.....	Rabbit Maranville.....	1920
15.....	Billy Southworth.....	1921
15.....	Billy Bruton.....	1956
14.....	Six tied.....	

HOME RUNS

54.....	Matt Olson.....	2023
51.....	Andruw Jones.....	2005
47.....	Eddie Mathews.....	1953
47.....	Hank Aaron.....	1971
46.....	Eddie Mathews.....	1959
45.....	Hank Aaron.....	1962
45.....	Chipper Jones.....	1999
44.....	Six Tied.....	

RUNS BATTED IN

139.....	Matt Olson.....	2023
135.....	Eddie Mathews.....	1953
132.....	Hank Aaron.....	1957
132.....	Gary Sheffield.....	2003
130.....	Wally Berger.....	1935
130.....	Hank Aaron.....	1963
129.....	Andruw Jones.....	2006
128.....	Hank Aaron.....	1962
128.....	Andruw Jones.....	2005
127.....	Hank Aaron.....	1966

WALKS

131.....	Bob Elliott.....	1948
127.....	Jimmy Wynn.....	1976
126.....	Darrell Evans.....	1974
126.....	Chipper Jones.....	1999
124.....	Eddie Mathews.....	1963
124.....	Darrell Evans.....	1973
119.....	Earl Torgeson.....	1950
118.....	J.D. Drew.....	2004
117.....	Jeff Burroughs.....	1978
115.....	Dale Murphy.....	1987

STRIKEOUTS

188.....	Ronald Acuña Jr ...	2019
182.....	Dansby Swanson.....	2022
173.....	B.J. Upton.....	2014
172.....	Austin Riley.....	2023
171.....	Dan Uggla.....	2013
171.....	Justin Upton.....	2014
171.....	Freddie Freeman.....	2016
170.....	Matt Olson.....	2022
170.....	Matt Olson.....	2024
170.....	Marcell Ozuna.....	2024
168.....	Austin Riley.....	2021

STOLEN BASES

73.....	Ronald Acuña Jr. ...	2023
72.....	Otis Nixon.....	1991
57.....	Hap Myers.....	1913
47.....	Otis Nixon.....	1993
46.....	Rafael Furcal.....	2005
42.....	Gerald Perry.....	1987
42.....	Michael Bourn.....	2012
41.....	Otis Nixon.....	1992
40.....	Rafael Furcal.....	2000
39.....	Brett Bulter.....	1983

BRAVES HOME RUNS

HOME RUN FROM BOTH SIDES OF THE PLATE, SAME GAME

Player	Date	Pitchers	Inning	On
Jim Russell	June 7, 1948 at Chicago	Dutch McCall	5th	2
Chipper Jones	May 1, 1999 vs. Cincinnati	Ralph Miller	9th	0
Chipper Jones	August 1, 1999 vs. Philadelphia	Pete Harnisch	4th	0
Chipper Jones	September 21, 1999 vs. New York	Gabe White	8th	0
Chipper Jones	May 14, 2000 at Philadelphia	Randy Wolf	1st	1
Chipper Jones	July 5, 2000 vs. Montreal	Steve Schrenk	4th	0
Rafael Furcal	April 15, 2005 at Philadelphia	Rick Reed	1st	0
Rafael Furcal	July 31, 2005 vs. Pittsburgh	Dennis Cook	8th	0
Chipper Jones	July 5, 2007 at Los Angeles (NL)	Paul Byrd	1st	1
Mark Teixeira	June 22, 2008 vs. Seattle	Trevor Miller	7th	0
Mark Teixeira	July 20, 2008 vs. Washington	Javier Vazquez	4th	0
Nick Swisher	August 22, 2015 at Chicago (NL)	Steve Kline	9th	0
Ozzie Albies	July 11, 2018 vs. Toronto	Pedro Liriano	6th	0
		Aaron Fultz	8th	0
		John Fogg	5th	0
		John Grabow	7th	0
		Eric Stults	6th	0
		Chin-hui Tsao	8th	0
		Carlos Silva	2nd	0
		Carlos Silva	4th	0
		Ryan Rowland-Smith	7th	0
		Odalis Pérez	3rd	0
		Jesus Colome	9th	0
		Dan Haren	2nd	1
		Travis Wood	5th	1
		Luis Santos	6th	0
		Aaron Loup	8th	1

Information provided by David Vincent, SABR

ATLANTA BRAVES INSIDE-THE-PARK HOME RUNS [SINCE 1966]

Date	Player	Opponent	Game Site	Inning
May 29, 1966	Eddie Mathews	Chicago	Chicago	9th
May 10, 1967	Hank Aaron	Philadelphia	Philadelphia	8th
April 17, 1969	Sonny Jackson	Houston	Houston	4th
July 7, 1973	Ralph Garr	New York	New York	7th
July 16, 1973	Marty Pérez	New York	Atlanta	3rd
August 5, 1973	Paul Casanova	San Diego	Atlanta	6th
June 6, 1976	Tom Paciorek	Montreal	Montreal	6th
May 1, 1979	Gary Matthews	Pittsburgh	Pittsburgh	9th
May 6, 1984	Dale Murphy	Montreal	Montreal	9th
September 25, 1984	Brad Komminsk	Cincinnati	Cincinnati	8th
July 28, 1985	Paul Runge	Philadelphia	Philadelphia	7th
August 6, 1989	Jeff Treadway	Cincinnati	Cincinnati	7th
July 20, 1991	Ron Gant	St. Louis	St. Louis	9th
August 23, 1992	Jeff Blauser	St. Louis	Atlanta	7th
July 26, 1993	Deion Sanders	Colorado	Colorado	3rd
July 27, 1993	Fred McGriff	Colorado	Colorado	6th
May 27, 1997	Kenny Lofton	San Diego	San Diego	5th
October 7, 2001	Wes Helms	Florida	Atlanta	5th
September 6, 2016	Dansby Swanson	Washington	Washington	2nd
April 29, 2022	Travis Demeritte	Texas	Texas	3rd

FRANCHISE MISCELLANEOUS HOME RUN LEADERS

GRAND SLAMS - CAREER

16.....	Hank Aaron
10.....	Brian McCann
9.....	Joe Adcock
8.....	Eddie Mathews
7.....	Javy Lopez
6.....	Wally Berger
6.....	Ryan Klesko
6.....	Chipper Jones

GRAND SLAMS - SEASON

4.....	Sid Gordon.....	1950
3.....	Wally Berger.....	1935
3.....	Del Crandall.....	1955
3.....	Hank Aaron.....	1962
3.....	Chipper Jones.....	1997
2.....	35 times	

Last: Matt Olson, 2023

PINCH - CAREER

7.....	Joe Adcock
7.....	Brooks Conrad
6.....	Mike Lum
6.....	Tommy Gregg
6.....	Eric Hinske
5.....	Butch Nieman
5.....	Dwight Smith
5.....	Javy Lopez
5.....	Keith Lockhart

PINCH - SEASON

5.....	Butch Nieman.....	1945
4.....	Tommy Gregg.....	1990
4.....	Evan Gattis.....	2013
4.....	Johan Camargo.....	2019
4.....	Pablo Sandoval.....	2021
3.....	Jim Breazeale.....	1972
3.....	Jim Wynn.....	1976
3.....	Mike Lum.....	1979
3.....	Jeff Burroughs.....	1980
3.....	Graig Nettles.....	1987
3.....	Dwight Smith.....	1996
3.....	Greg Norton.....	2008
3.....	Brooks Conrad.....	2010
3.....	Eric Hinske.....	2010
3.....	Brooks Conrad.....	2011
3.....	Brandon Snyder.....	2016

LEADOFF - CAREER

34.....	Ronald Acuña Jr.
17.....	Felipe Alou
12.....	Rafael Furcal
10.....	Bill Bruton
10.....	Claudell Washington
9.....	Ralph Garr
9.....	Ron Gant
9.....	Marquis Grissom

LEADOFF - SEASON

8.....	Ronald Acuña Jr.....	2023
8.....	Ronald Acuña Jr.....	2018
7.....	Ronald Acuña Jr.....	2019
7.....	Marquis Grissom.....	1996
5.....	Four tied	

EXTRA-INNING - CAREER

13.....	Hank Aaron
11.....	Chipper Jones
8.....	Andruw Jones
7.....	Brian McCann
6.....	Wally Berger
6.....	Eddie Mathews
6.....	Joe Torre

EXTRA-INNING - SEASON

4.....	Chipper Jones.....	1999
3.....	Terry Harper.....	1985
3.....	Brian McCann.....	2011
2.....	25 times	

Last: Evan Gattis, 2014

HOME - SEASON

31.....	Hank Aaron.....	1971
28.....	Matt Olson.....	2023
27.....	Jeff Burroughs.....	1977
26.....	Davey Johnson.....	1973
26.....	Javy Lopez.....	2003
25.....	Bob Horner.....	1982
25.....	Dale Murphy.....	1987
25.....	Chipper Jones.....	1999

ROAD - SEASON

30.....	Eddie Mathews.....	1953
30.....	Andruw Jones.....	2005
28.....	Andres Galarra.....	1998
27.....	Hank Aaron.....	1962
26.....	Hank Aaron.....	1957
26.....	Eddie Mathews.....	1959
26.....	Matt Olson.....	2023

AS DH - CAREER

104.....	Marcell Ozuna
7.....	Chipper Jones
2.....	Matt Adams
2.....	Brian McCann
2.....	Jeff Francoeur
2.....	Jorge Soler

AS DH - SEASON

40.....	Marcell Ozuna.....	2023
39.....	Marcell Ozuna.....	2024
14.....	Marcell Ozuna.....	2020
11.....	Marcell Ozuna.....	2022
3.....	Chipper Jones.....	2004
2.....	Matt Adams.....	2020
2.....	Brian McCann.....	2013
2.....	Jeff Francoeur.....	2016

AS A ROOKIE

38.....	Wally Berger (151 g).....	1930
33.....	Earl Williams (145 g).....	1971
28.....	David Justice (127 g).....	1990
26.....	Ronald Acuña Jr. (111 g).....	2018
25.....	Eddie Mathews (145 g).....	1952
23.....	Bob Horner (89 g).....	1978
23.....	Chipper Jones (140 g).....	1995
22.....	Rico Carty (133 g).....	1964
21.....	Freddie Freeman (157 g).....	2011

MOST IN A MONTH

15.....	Joe Adcock.....	July 1956
14.....	Bob Horner.....	July 1980
14.....	Eddie Mathews.....	Aug. 1956
13.....	Eddie Mathews.....	July 1954
13.....	Ozzie Virgil.....	May 1987
13.....	Andruw Jones.....	June 2005

MOST BY MONTH

April.....	12.....	Justin Upton.....	2013
May.....	13.....	Ozzie Virgil.....	1987
June.....	13.....	Andruw Jones.....	2005
July.....	15.....	Joe Adcock.....	1956
August.....	14.....	Eddie Mathews.....	1954
Sept.....	11.....	E. Mathews/A. Duvall	

PRE ALL-STAR BREAK

29.....	Matt Olson.....	2023
28.....	Andres Galarra.....	1998
27.....	Eddie Mathews.....	1953
27.....	Hank Aaron.....	1957
27.....	Hank Aaron.....	1973
27.....	Darrell Evans.....	1973
27.....	Andruw Jones.....	2005
27.....	Austin Riley.....	2022

POST ALL-STAR BREAK

26.....	Joe Adcock.....	1956
25.....	Bob Horner.....	1980
25.....	Matt Olson.....	2023
24.....	Eddie Mathews.....	1956
24.....	Hank Aaron.....	1962
24.....	Chipper Jones.....	1999
24.....	Andruw Jones.....	2005

YOUNGEST TO HOMER

BOSTON

18.169	Lew Brown	1876
--------	-----------	------

MILWAUKEE

18.328	Bill Southworth	1964
--------	-----------------	------

ATLANTA

19.115	Andruw Jones	1996
--------	--------------	------

OLDEST TO HOMER

BOSTON

40.108	Babe Ruth	1935
(three-homer game)		

MILWAUKEE

43.090	Warren Spahn	1964
--------	--------------	------

ATLANTA

46.355	Julio Franco	2005
--------	--------------	------

ATLANTA YEAR-BY-YEAR TEAM FIELDING TOTALS

Year	Pct.	G	PO	A	E	TC	DP	TP	PB
1966	.976	163	4408	1734	154	6296	139	0	27
1967	.978	162	4362	1801	138	6301	148	0	42
1968	.980	163	4423	1803	125	6351	139	0	14
1969	.981	162	4335	1635	115	6085	114	1	31
1970	.977	162	4292	1684	141	6117	118	0	30
1971	.977	162	4424	1814	146	6384	180	0	33
1972	.974	155	4131	1633	156	5920	130	0	36
1973	.974	162	4386	1809	166	6361	142	0	23
1974	.979	163	4423	1822	132	6377	161	0	31
1975	.972	161	4290	1877	175	6342	147	0	35
1976	.973	162	4314	1820	167	6301	151	0	38
1977	.972	162	4336	1705	175	6216	127	0	34
1978	.975	162	4321	1739	153	6213	126	1	32
1979	.970	160	4223	1781	183	6187	139	0	25
1980	.975	161	4284	1950	162	6396	156	0	14
1981	.976	107	2904	1284	102	4290	93	0	10
1982	.979	162	4389	1922	137	6448	186	0	13
1983	.978	162	4322	1850	137	6309	176	0	6
1984	.978	162	4341	1963	139	6443	153	0	7
1985	.976	162	4372	2028	159	6559	197	0	8
1986	.978	161	4274	2026	141	6441	181	1	11
1987	.982	161	4283	1921	116	6320	170	0	11
1988	.975	160	4338	1789	151	6278	138	0	9
1989	.976	161	4343	1722	152	6217	124	0	14
1990	.974	162	4289	1735	158	6182	133	0	15
1991	.978	162	4358	1834	138	6330	122	0	14
1992	.982	162	4380	1703	109	6192	121	0	13
1993	.983	162	4365	1769	108	6242	146	0	13
1994	.982	114	3079	1232	81	4392	85	0	11
1995	.982	144	3875	1569	100	5544	113	0	8
1996	.980	162	4407	1808	130	6345	143	0	11
1997	.982	162	4397	1669	114	6180	136	0	11
1998	.985	162	4316	1681	91	6088	139	0	13
1999	.982	162	4413	1657	111	6181	127	0	10
2000	.979	162	4321	1735	129	6185	138	1	9
2001	.983	162	4342	1636	103	6081	133	0	9
2002	.982	161	4402	1822	114	6338	170	0	12
2003	.981	162	4369	1884	121	6374	166	1	7
2004	.981	162	4350	1791	116	6257	171	1	10
2005	.986	162	4331	1803	86	6220	170	0	8
2006	.984	162	4324	1608	99	6031	146	0	8
2007	.983	162	4369	1657	107	6133	141	0	10
2008	.983	162	4322	1791	107	6220	149	0	14
2009	.985	162	4388	1714	96	6198	159	0	12
2010	.980	162	4318	1770	126	6214	166	0	6
2011	.987	162	4439	1675	83	6197	131	0	9
2012	.986	162	4336	1654	86	6076	147	0	10
2013	.986	162	4351	1680	85	6116	141	0	6
2014	.986	162	4365	1527	85	5977	143	0	18
2015	.985	162	4276	1593	90	5959	186	0	13
2016	.983	161	4343	1565	101	6009	134	0	14
2017	.984	162	4324	1578	97	5999	137	0	20
2018	.986	162	4370	1439	80	5889	134	0	13
2019	.987	162	4352	1522	78	5952	156	0	24
2020	.985	60	1573	533	33	2139	52	0	6
2021	.988	161	4232	1483	71	5786	104	0	18
2022	.987	162	4344	1382	77	5803	110	0	7
2023	.986	162	4320	1339	82	5741	134	1	4
2024	.988	162	4330	1436	68	5834	354	0	4

HIGHEST FIELDING AVERAGE – SEASON

(MINIMUM 100 GAMES PLAYED AT THAT POSITION)

BOSTON (1900-52)	NAME	YEAR	PCT.
First Baseman	Walter Holke	1921	.997
Second Baseman	Edward Stanky	1949	.979
Third Baseman	Arthur Whitney	1934	.968
Shortstop	Edward Miller	1942	.983
Outfielder	Willard Marshall	1951	1.000
	Johnny Cooney	1941	.996
	Sid Gordon	1952	.996
Catcher	Raymond Berres	1941	.995
Pitcher*	James Turner	1938	1.000
MILWAUKEE (1953-65)	NAME	YEAR	PCT.
First Baseman	Joe Adcock	1962	.997
Second Baseman	Frank Bolling	1962	.989
Third Baseman	Eddie Mathews	1963	.968
Shortstop	Woody Woodward	1965	.977
Outfielder	Bill Bruton	1959	.991
	Hank Aaron	1965	.987
	Bill Bruton	1960	.986
Catcher	Del Crandall	1956	.996
Pitcher*	Warren Spahn	1957	1.000
ATLANTA (1966-PRESENT)	NAME	YEAR	PCT.
First Baseman	Freddie Freeman	2020	.998
Second Baseman	Mark Lemke	1994	.994
Third Baseman	Vinny Castilla	2002	.982
Shortstop	Dansby Swanson	2020	.991
Outfielder	Ronald Acuña Jr.	2020	1.000
	Jason Heyward	2013	1.000
	Marquis Grissom	1996	.997
	Nick Markakis	2015	.997
	Dion James	1987	.996
	Andruw Jones	2000	.996
	Brian McCann	2012	.998
Catcher	Phil Niekro	1974	1.000
Pitcher*	Phil Niekro	1975	1.000
	Phil Niekro	1977	1.000
	Tom Glavine	1991	1.000
	Greg Maddux	1995	1.000
	Tom Glavine	2002	1.000
	Tim Hudson	2007	1.000

*Minimum 60 total chances for pitchers.

ASSIST RECORDS

Top single-season and career assist totals, by position, in Atlanta history (since 1966).

Season				Career		
Position	Name	Year	Assists	Position	Name	Assists
First Base	Chris Chambliss	1982	138	First Base	Freddie Freeman	888
Second Base	Glenn Hubbard	1985	539	Second Base	Glenn Hubbard	4045
Third Base	Darrell Evans	1975	381	Third Base	Chipper Jones	3447
Shortstop	Rafael Ramirez	1982	528	Shortstop	Rafael Ramirez	2739
Outfield	Andruw Jones	1998	20	Outfield	Andruw Jones	111
Outfield	Jeff Francoeur	2007	19	Outfield	Dale Murphy	102
Outfield	Jimmy Wynn	1976	17	Outfield	Jeff Francoeur	73
Outfield	Ralph Garr	1971	15	Catcher	Bruce Benedict	577
Outfield	Dale Murphy	1988	15	Pitcher	Phil Niekro	754
Catcher	Ozzie Virgil	1986	93			
Pitcher	Greg Maddux	1996	71			

ATLANTA BRAVES CLUB RECORDS (SINCE 1966)

ATLANTA GENERAL CLUB RECORDS [*ALL "FEWEST" RECORDS ARE FOR FULL, 162-GAME SEASONS.]

SEASON	
Highest home attendance	3,884,720 in 1993
Highest road attendance	2,944,157 in 1993
Most games played	163 in 1966, 1968, 1974
Most extra-inning games played	26 in 2011
Most players used	60, in 2015, 2016
Most games won, season	106 in 1998
Most games lost, season	106 in 1988
Most games won, month	21, five times, last: August, 2023
Most games lost, month	21, May, 1976; June, 2006
Most games won, home	56 in 1996, 1998, 1999, 2010, 2013
Most victories over one club, season	17, vs. San Diego, 1974
Most losses to one club, season	16, vs. Cincinnati, 1980
Times League champion	6 (Last: 2021)
Times Division champion	23 (Last: 2023)
Times Wild Card representative	3 (Last: 2024)
Last place finishes	9, last: 2016
Highest percentage, games won, season654 in 1998 (106-56)
Lowest percentage, games won, season338 in 1988 (54-106)
Most shutouts won, season	24 in 1992
Most shutouts lost, season	24 in 1978
Most 1-0 shutouts won, season	7 in 1974
Most 1-0 shutouts lost, season	4 in 1988, 1989, 2014
Most consecutive games won	15, April 16-May 2, 2000
Most consecutive games lost	17, April 23-May 11, 1977
Most consecutive victories, home	13, August 17-September 7, 2019
Most consecutive victories, road	13, July 29-August 22, 2021
Most consecutive losses, home	12, August 25-September 13, 2015
Most consecutive losses, road	13, August 11-September 6, 2015
GAME	
Longest 1-0 game won	13 innings, vs. St. Louis, May 16, 1997
Longest 1-0 game lost	13 innings, vs. Los Angeles, May 18, 1974; vs. St. Louis, May 20, 1989
Shortest game by time	1:14, at Chicago (NL), May 9, 1990 (5 innings)
Shortest game by time, nine innings	1:32 at Cincinnati, June 17, 1971
Longest game by time	6:39, vs. Pittsburgh, July 26, 2011 (19 innings)
Longest game by time, nine innings	4:14, vs. Miami, September 9, 2020
Longest game by innings, road	20, vs. Philadelphia, May 4, 1973
Longest game by innings, home	19, vs. New York, July 4, 1985; vs. Pittsburgh, July 26, 2011
Largest comeback victory	9 runs, vs. St. Louis, May 15, 1977 (trailed 10-1 in 5th inning, won 15-12)
.....	vs. San Diego, June 7, 1987 (trailed 11-2 in 6th inning, won 13-12)
.....	at Washington, July 20, 2012 (trailed 9-0 in 5th inning, won 11-10)

LONGEST BRAVES GAMES BY INNING

The longest games in Atlanta franchise history (since 1966).

20 innings

May 4, 1973 at Philadelphia -- PHI 5, ATL 4

19 innings

July 4, 1985 at Atlanta -- NYM 16, ATL 13

May 14, 1988 at St. Louis -- ATL 7, STL 5

July 26, 2011 at Atlanta -- ATL 4, PIT 3

18 innings

Sept. 6, 1984 at Los Angeles -- ATL 3, LAD 2

June 11, 1985 at Atlanta -- SF 5, ATL 4

August 3, 1996, at Los Angeles -- ATL 5, LA 3

*October 9, 2005, at Houston -- HOU 7, ATL 6

*Division Series

17 innings

May 2, 1968 at Los Angeles -- LAD 2, ATL 1

August 5, 1971 at Atlanta -- ATL 2, NY 1

September 28, 1988 at Atlanta -- ATL 4, HOU 3

July 28, 1989 at Atlanta -- CIN 4, ATL 2

July 6, 2008 at Atlanta -- ATL 7, HOU 6

16 innings

August 11, 1967 at Atlanta -- ATL 6, HOU 5

May 17, 1968 at New York -- ATL 3, NYM 1

May 23, 1987 at Chicago -- CHI 7, ATL 6

August 10, 1988 at Atlanta -- SD 5, ATL 4

May 6, 1992 at Pittsburgh -- PIT 4, ATL 3

May 7, 2002 at Atlanta -- LAD 6, ATL 5

ATLANTA TEAM BATTING RECORDS

SEASON

Most at-bats.....	5,689 in 2007
Most runs.....	947 in 2023
Fewest runs.....	348 in 1968
Most runs per game.....	5.9 in 2023
Fewest runs per game.....	3.15 in 1968
Most opponent runs.....	895 in 1977
Most hits.....	1,608 in 2003
Most singles.....	1,109 in 1968
Most doubles.....	328 in 2007
Fewest doubles.....	170 in 1976
Most triples.....	48 in 1992
Fewest triples.....	15 in 2024
Most home runs.....	307 in 2023
Fewest home runs.....	80 in 1968
Most home runs, Atlanta-Fulton County Stadium (Braves & opponents).....	211 in 1970
Most home runs, Turner Field (Braves & opponents).....	195 in 2006
Most home runs, Truist Park (Braves & opponents).....	251 in 2023
Most grand slams.....	12 in 1997
Most pinch-hit home runs.....	10 in 2010, 2017
Most total bases.....	2,803 in 2023
Most extra-base hits.....	623 in 2023
Most sacrifice hits.....	109 in 1974
Most sacrifice flies.....	52 in 1997, 2016
Most stolen bases.....	165 in 1991
Fewest stolen bases.....	47 in 1972
Most caught stealing.....	88 in 1983
Fewest caught stealing.....	19 in 2021
Most bases on balls.....	641 in 1987
Fewest bases on balls.....	414 in 1968
Most strikeouts.....	1,467 in 2019
Fewest strikeouts.....	665 in 1969
Most hit by pitch.....	67 in 2021, 2023
Fewest hit by pitch.....	17 in 1977, 1983
Most runs batted in.....	916 in 2023
Highest batting average.....	284 in 2003
Lowest batting average.....	234 in 1989
Highest slugging percentage.....	501 in 2023
Lowest slugging percentage.....	334 in 1976
Highest on-base percentage.....	349 in 2003
Lowest on-base percentage.....	298 in 1989
Most ground into double plays.....	154 in 1985
Fewest ground into double plays.....	81 in 2021
Most left on base.....	1,274 in 2008
Fewest left on base.....	1,038 in 1988
Most .300 hitters.....	3 in 1966, 1970, 2000, 2003
Most consecutive games, one or more homers.....	28, (68 homers), 2023

GAME

Most runs.....	29, vs. Miami, September 9, 2020
Most runs, shutout.....	18, vs. Florida, October 3, 1999
Most runs, inning.....	13, vs. Houston, September 20, 1972 (2nd inning)
Most hits.....	25, vs. Cincinnati, May 1, 1985
Most doubles.....	9, three times, at Philadelphia, 5/3/1986; vs. San Francisco, 8/18/1998; at Arizona, 7/29/2007
Most home runs.....	8, at Chicago (NL), May 28, 2006
Most extra-base hits.....	14, vs. Pittsburgh, May 21, 2021
Most total bases.....	48, vs. Pittsburgh, May 21, 2021
Most left on base.....	27, vs. Philadelphia, May 4, 1973 (20 innings)
Most left on base, nine innings.....	18, vs. Los Angeles, June 23, 1986
Most stolen bases.....	8, two times, vs. New York, July 16, 1988; at Montreal, June 16, 1991
Most grand slams.....	2, vs. San Francisco, July 3, 1966; vs. Houston, May 2, 1987; vs. Philadelphia, July 14, 1997
Most times struck out.....	26 at New York-NL, August 23, 2019 (14 innings)
Most times struck out, nine innings.....	19, July 27, 2020 at Tampa Bay

ATLANTA TEAM PITCHING RECORDS

SEASON	
Most pitchers used	37 in 2015
Lowest ERA	2.92 in 1968
Highest ERA	4.85 in 1977
Most runs allowed	895 in 1977
Fewest runs allowed	548 in 2013
Most runs allowed per game	5.52 in 1977
Fewest runs allowed per game	3.37 in 1968
Most innings pitched	1479.2 in 2011
Fewest innings pitched	1377.0 in 1972
Most hits allowed	1581 in 1977
Fewest hits allowed	1236 in 2018
Most shutouts	24 in 1992
Fewest shutouts	3 in 1979
Most bases on balls allowed	701 in 1977
Fewest bases on balls	362 in 1968
Most strikeouts	1,554 in 2022
Fewest strikeouts	669 in 1975
Most home runs allowed	203 in 2019
Fewest home runs allowed	86 in 1976
Most complete games	46 in 1974
Fewest complete games	0 in 2017
Most saves	57 in 2002
Fewest saves	22 in 1974
Most consecutive shutouts	3, five times, last: 10/2/15-10/4/15
Most consecutive scoreless innings	36, 4th inning 4/26 - 3rd inning, 5/1/92
Most wild pitches	83 in 1966, 2016
<i>*All "fewest" records are for full, 162-game seasons.</i>	

GAME

Most runs allowed	23, two times, to Cincinnati, April 25, 1977; to San Francisco, June 8, 1990
Most runs allowed, shutout	19, to Montreal, July 30, 1978
Most wild pitches	6, vs. Houston, August 4, 1979; at Arizona, July 24, 2017

ATLANTA TEAM FIELDING RECORDS

SEASON/GAME/INNING	
Most putouts	4,439 in 2011
Fewest putouts	4,223 in 1979
Most assists	2,028 in 1985
Fewest assists	1,339 in 2023
Most chances accepted	6,559 in 1985
Fewest chances accepted	5,741 in 2023
Most errors	183 in 1979
Fewest errors	68 in 2024
Most errorless games	105 in 2018, 2023
Most consecutive errorless games	15, September 1-17, 2019
Most double plays	197 in 1985
Fewest double plays	104 in 2021
Most consecutive games making a double play	15 (20 DPs) in 1982 (May 21-June 8)
Most passed balls	42 in 1967
Fewest passed balls	4 in 2023
Highest fielding average988 in 2021
Lowest fielding average970 in 1979
Most errors, game	7, two times, vs. Philadelphia, July 22, 1973 (2nd game); at Colorado, May 2, 2004
Most double plays, game	7, vs. Cincinnati, June 27, 1982 (14 innings)* tmnl
Most double plays, nine innings	5, six times; last: at Florida, April 14, 2002
Most errors, inning	4, two times, at San Francisco, June 13, 1989 (3rd); vs. San Diego., Sept. 16, 1990 (2nd)

ATLANTA INDIVIDUAL BATTING RECORDS

CAREER

Most years appeared, non-pitcher.....	19, Chipper Jones
Most games.....	2,499, Chipper Jones
Most consecutive games.....	740, Dale Murphy (9/25/81-7/8/86)
Most at-bats.....	8,984, Chipper Jones
Most runs.....	1,619, Chipper Jones
Most hits.....	2,726, Chipper Jones
Most singles.....	1,671, Chipper Jones
Most doubles.....	549, Chipper Jones
Most triples.....	40, Ralph Garr
Most home runs, righthander.....	371, Dale Murphy
Most home runs, lefthander.....	271, Freddie Freeman
Most home runs, switch-hitter.....	468, Chipper Jones (107 from right side, 361 from left side)
Most RBI.....	1,623, Chipper Jones
Most game-winning RBI.....	229, Chipper Jones
Most grand slams.....	10, Brian McCann
Most total bases.....	4,755, Chipper Jones
Most extra-base hits.....	1,055, Chipper Jones
Highest batting average.....	.317, Ralph Garr
Highest slugging average.....	.567, Hank Aaron
Highest on-base percentage.....	.401, Chipper Jones
Most stolen bases.....	196, Ronald Acuña Jr.
Most bases on balls.....	1,512, Chipper Jones
Most bases on balls, intentional.....	177, Chipper Jones
Most strikeouts.....	1,581, Dale Murphy
Most sacrifice hits.....	171, Tom Glavine
Most sacrifice flies.....	97, Chipper Jones
Most hit by pitch.....	83, Andruw Jones
Most grounded into double plays.....	253, Chipper Jones

SEASON

Most games.....	162, F. Millan (1969); D. Murphy (1982-85); A. Jones (1999); J. Francoeur (2006-07); F. Freeman (2014, '18), N.Markakis (2018), Matt Olson (2023-24), Marcell Ozuna (2024)
Most at-bats.....	671, Marquis Grissom, 158 games, 1996
Most runs.....	149, Ronald Acuña Jr., 159 games, 2023
Most hits.....	219, Ralph Garr, 154 games, 1971
Most consecutive games hit safely.....	33, Dan Uggla, 2011
Most consecutive games hit safely to begin a season.....	23, Edgar Renteria, 2006
Most consecutive at-bats with a hit.....	10, Matt Diaz, August 12-14, 2006 (in 10 plate appearances)
Most consecutive plate appearances reaching safely (without an error).....	12, Freddie Freeman, April 16-19, 2017
Most singles.....	180, Ralph Garr, 154 games, 1971
Most doubles.....	49, Marcus Giles, 145 games, 2003
Most triples.....	17, Ralph Garr, 143 games, 1974
Most home runs, righthander.....	51, Andruw Jones, 160 games, 2005
Most home runs, lefthander.....	54, Matt Olson, 162 games, 2023
Most home runs, switch hitter.....	45, Chipper Jones, 157 games, 1999
Most home runs, home.....	31, Hank Aaron, 1971
Most home runs, road.....	30, Andruw Jones, 2005
Most home runs, month.....	14, Bob Horner, July 1980
Most home runs, rookie.....	33, Earl Williams, 145 games, 1971
Most two-homer games.....	9, Andruw Jones, 2005
Most grand slams.....	3, Chipper Jones, 157 games, 1997
Most total bases.....	383, Ronald Acuña Jr., 159 games, 2023
Most pinch-hits.....	20, Chris Chambliss, 97 games, 1986
Most consecutive pinch-hits.....	6, Milt Thompson, 1985
Most extra-base hits.....	87, Chipper Jones, 157 games, 1999
Most sacrifice hits.....	20, three times, Rod Gilbreath, 116 games, 1976; Glenn Hubbard, 145 games, 1982; Javier Vazquez, 32 games, 2009
Most sacrifice flies.....	10, 3x, Bob Horner, 141 g, 1986; Gerald Perry, 141 g, 1988; Chipper Jones, 156 g, 2000
Most times grounded into double plays.....	25, Andrelton Simmons, 2014; Matt Kemp, 2017
Fewest ground into double plays.....	1, David Justice, 144 games, 1992
Most stolen bases.....	73, Ronald Acuña Jr., 159 games, 2023
Most caught stealing.....	23, Brett Butler, 151 games, 1983
Most bases on balls.....	127, James Wynn, 148 games, 1976
Most bases on balls, intentional.....	29, Dale Murphy, 1987
Most consecutive games, bases on balls.....	16, Chipper Jones, 1999
Most consecutive games, reached base safely.....	52, Gary Sheffield, 2002

ATLANTA INDIVIDUAL BATTING RECORDS, CONTINUED

Most strikeouts	188, Ronald Acuña Jr, 156 games, 2019
Fewest strikeouts.....	35, Felix Millan, 162 games, 1969
Most hit by pitch	25, Andres Galaraga, 153 games, 1998
Most RBI	139, Matt Olson, 162 games, 2023
Most game-winning RBI	23, two times, Ron Gant, 154 games, 1991; Gary Sheffield, 135 games, 2002
Most consecutive games with RBI	11, Matt Olson, July 28-August 8, 2023
Highest batting average.....	.366, Rico Carty, 136 games, 1970
Highest slugging average669, Hank Aaron, 139 games, 1971
Highest on-base percentage.....	.470, Chipper Jones, 128 games, 2008

GAME

Most runs	5, seven times, last: (Adam Duvall, Austin Riley & Dansby Swanson vs. Miami, September 9, 2020)
Most hits	6, two times, Felix Millan vs. San Francisco, July 6, 1970; Willie Harris vs. St. Louis, July 21, 2007
Most doubles.....	4, three times, *tml Marcus Giles at Montreal, July 27, 2003; Adam LaRoche at Milwaukee, May 15, 2004
.....	Rafael Ramirez vs. Chicago (NL), May 21, 1986
Most triples	3, Rafael Furcal vs. Florida, April 21, 2002*tml
Most home runs	4, Bob Horner vs. Montreal, July 6, 1986*tml
Most RBI	9, Tony Cloninger vs. San Francisco, July 3, 1966; Adam Duvall vs. Miami, September 9, 2020
Most grand slams	2, Tony Cloninger vs. San Francisco, July 3, 1966*tml
Most stolen bases	6, Otis Nixon vs. Montreal, June 16, 1991*tml
Most bases on balls	5, three times Hank Aaron at St. Louis, July 11, 1972; Dale Murphy vs. New York, April 22, 1983 & vs. Chicago, May 23, 1987

INNING

Most home runs	2, Dale Murphy vs. San Francisco, July 27, 1989*tml
Most RBI	6, Dale Murphy vs. San Francisco, July 27, 1989
Most stolen bases	2, 76 times, Last: Luke Williams, Sept. 20, 2023 vs. Philadelphia, 9th inning (2nd & 3rd)

ATLANTA INDIVIDUAL PITCHING RECORDS

CAREER

Most years.....	20, John Smoltz
Most games	708, John Smoltz
Most games started	594, Phil Niekro
Most complete games	226, Phil Niekro
Most innings pitched	4,533, Phil Niekro
Highest winning percentage688 (194-88), Greg Maddux
Most games won.....	266, Phil Niekro
Most 20-win seasons.....	5, Tom Glavine
Most games lost	227, Phil Niekro
Most saves	186, Craig Kimbrel
Most 40-save seasons	4 (consecutive, 2011-14), Craig Kimbrel
Most bases on balls	1,425, Phil Niekro
Most bases on balls, intentional	114, Tom Glavine
Most strikeouts	3,011, John Smoltz
Most shutouts	43, Phil Niekro
Most runs	1,880, Phil Niekro
Most earned runs	1,613, Phil Niekro
Lowest ERA.....	2.63, Greg Maddux
Most hits	4,136, Phil Niekro
Most home runs	386, Phil Niekro
Most balks.....	35, Phil Niekro
Most sacrifice hits allowed.....	193, Phil Niekro
Most sacrifice flies allowed.....	87, Tom Glavine
Most batters hit by pitch.....	104, Phil Niekro
Most wild pitches	190, Phil Niekro

ATLANTA INDIVIDUAL PITCHING RECORDS

SEASON

Most games pitched	87, Peter Moylan, 2009
Most games started	44, Phil Niekro, 1979
Most complete games	23, Phil Niekro, 1979
Most games finished	68, John Smoltz, 2002
Most innings pitched	342, Phil Niekro, 1979
Highest winning percentage905 (19-2), Greg Maddux, 1995
Highest winning percentage, starter (min. 20 dec.)905 (19-2), Greg Maddux, 1995*
Most games won, righthander	24, John Smoltz, 1996
Most games won, lefthander	22, Tom Glavine, 1993
Most games lost	20, Phil Niekro, 1977, 1979
Most games lost, relief pitcher	16, Gene Garber, 1979
Longest winning streak	14 games, John Smoltz, 1996
Longest losing streak	16 games, Shelby Miller, 2015
Most saves	55, John Smoltz, 2002* tnl
Most bases on balls	164, Phil Niekro, 1977
Most bases on balls, intentional	16, Gene Garber, 1982
Lowest ERA (min. 162 IP)	1.56, Greg Maddux, 202.0 IP, 1994
Lowest batting average against (min. 162 IP)195, Mike Foltyniewicz, 2018
Most strikeouts	281, Spencer Strider, 2023
Most shutouts	6, Phil Niekro, 1974
Most 1-0 shutouts won	3, Charlie Leibrandt, 1992
Most runs allowed	166, Phil Niekro, 1977
Most earned runs allowed	148, Phil Niekro, 1977
Most hits allowed	315, Phil Niekro, 1977
Most hit batsmen	15, Tim Hudson, 2011
Most wild pitches	27, Tony Cloninger, 1966
Most home runs allowed	41, Phil Niekro, 1979
Most sacrifice hits allowed	22, Tom Glavine, 1999
Most sacrifice flies allowed	12, three times
.....	Tony Cloninger, 1966; Carl Morton, 1974; Ervin Santana, 2014
Most balks	8, Rick Mahler, 1988

GAME

Most strikeouts	16, Spencer Strider vs. Colorado, September 1, 2023
Most wild pitches	6, Phil Niekro vs. Houston, August 4, 1979* tml

INNING

Most wild pitches	4, Phil Niekro vs. Houston, August 4, 1979* tml
-------------------------	--

ATLANTA INDIVIDUAL FIELDING RECORDS

SEASON

Most putouts	1,626, Chris Chambliss, 1980
Most assists	539, Glenn Hubbard, 1985
Most errors	39, Rafael Ramirez, 1983

GAME

Most errors	4, Darrell Evans, vs. Cincinnati, 9/20/1975; Mark DeRosa, at Colorado, 5/2/2004
-------------------	---

INNING

Most errors	3, Jim Presley vs. San Diego, September 16, 1990 (2nd inning)
-------------------	---

*-Denotes Major League record.

*nl-Denotes National League record.

*tnl-Denotes tied National League record.

*tml-Denotes tied Major League record.

*mml-Denotes modern Major League record.

*tmml-Denotes tied modern Major League record.

*tmnl-Denotes tied modern National League record.

BRAVES FRANCHISE RECORDS

GENERAL FRANCHISE RECORDS [*ALL "FEWEST" RECORDS ARE FOR FULL, 162-GAME SEASONS.]

Highest home attendance, season	3,884,720 in 1993
Highest road attendance, season	2,944,157 in 1993
Most games played	163 in 1963, 1966, 1968, 1974
Most extra-inning games played	27 in 1943
Most games won, season	106, 1998
Most games lost, season	115 in 1935
Most games won, month	26, September 1914
Most games lost, month	25, September 1928, September 1935
Most games won, home, season	56 in 1996, 1998, 1999, 2010, 2013
Most games lost, home, season	55 in 1923
Most games won, road, season	53 in 1993
Most games lost, road, season	65 in 1935
Highest winning percentage, season705 in 1897 (93-39)
Highest winning percentage, season, since 1900654 in 1998 (106-56)
Lowest winning percentage, season248 in 1935 (38-115)
Most shutouts lost, season	28 in 1906
Most 1-0 shutouts won, season	9 in 1916
Most 1-0 shutouts lost, season	6 in 1906, 1933
Most consecutive games won	18 in 1891
Most consecutive games won since 1900	15 in 2000
Most consecutive games lost	19 in 1906
Most consecutive victories, home	13 in 2019
Most consecutive victories, road	13, in 2021
Most consecutive losses, home	14 in 1911
Most consecutive losses, road	16 in 1906
Most victories over one club, season	18, Cincinnati, 1957
Most losses to one club, season	21, Chicago, 1909
Times league champion	18
Last place finishes	15
Longest 1-0 game won	13 innings, seven times, last vs. St. Louis, May 16, 1997
Longest 1-0 game lost	17 innings, vs. Chicago, September 21, 1901
Shortest game by time	1:15 vs. Cincinnati, August 10, 1944
Longest game by time, 9 innings	4:02 at San Francisco, June 22, 1962
Longest game by innings	26, vs. Brooklyn, May 1, 1920 (1-1 tie)*
Largest winning margin	20 runs vs. Miami, September 10, 2020 (29-9)
Largest losing margin	23 runs, vs. Cincinnati, June 4, 1911 (3-26)
Most consecutive Opening Day wins	10, 1887-1896
Most players, season	60 in 2015, 2016
Fewest players, season	23 in 1905
Largest crowd, day game	54,296 vs. Philadelphia, October 2, 2010
Largest crowd, doubleheader	50,597 vs. Chicago, July 4, 1972
Largest crowd, night game	53,953 vs. St. Louis, July 21, 2007
Largest crowd, home opener	53,775 vs. Los Angeles, April 8, 1974
Largest crowd, postseason game	54,357 vs. Chicago, October 5, 2003
Largest crowd, Turner Field, regular-season game	54,296 vs. Philadelphia, October 2, 2010
Largest crowd, Truist Park, regular-season game	43,619 vs. Los Angeles-NL, August 17, 2019

FRANCHISE CLUB BATTING RECORDS

	SEASON
Most at-bats	5,689 in 2007
Most runs	1,220 in 1894
Most runs (since 1900)	947 in 2023
Most runs per game	9.17 in 1894
Most runs per game (since 1900)	5.9 in 2023
Fewest runs	408 in 1906
Fewest runs per game	2.68 in 1906
Most hits	1,658 in 1894
Most hits (since 1900)	1,608 in 2003
Fewest hits	1,115 in 1906
Most singles	1,196 in 1925
Most doubles	328 in 2007
Fewest doubles	125 in 1909
Most triples	100 in 1921
Fewest triples	15 in 2024
Most home runs	307 in 2023
Fewest home runs	15 in 1909
Most home runs, home games, Braves and opponent	251 in 2023
Most grand slams	12 in 1997* tnl
Most pinch-home runs	10 in 2010
Most total bases	2,803 in 2023
Most extra-base hits	623 in 2023
Most sacrifice hits	142 in 1956
Most sacrifice flies	60 in 1960
Most stolen bases	373 in 1887
Most stolen bases (since 1900)	189 in 1902
Fewest stolen bases	20 in 1935
Most caught stealing	88 in 1983
Fewest caught stealing (since 1951)	8 in 1958
Most bases on balls	684 in 1949
Fewest bases on balls	326 in 1933
Most strikeouts	1,467 in 2019
Fewest strikeouts	348 in 1926
Most hit by pitch	67 in 2021, 2023
Fewest hit by pitch	13 in 1941
Most RBI	1,027 in 1894
Most RBI (since 1900)	916 in 2023
Highest batting average	331 in 1894
Highest batting average (since 1900)	292 in 1925
Lowest batting average	223 in 1909
Highest on-base percentage	357 in 1948
Lowest on-base percentage	267 in 1885
Lowest on-base percentage (since 1900)	277 in 1905
Highest slugging percentage	501 in 2023
Lowest slugging percentage	274 in 1909
Most ground into double plays	154 in 1985
Fewest ground into double plays	81 in 2021
Most left on base	1,274 in 2008
Fewest left on base	1,003 in 1933
Most .300 hitters	8 in 1931

FRANCHISE SINGLE-SEASON BATTING LEADERS

Below are the franchise single-season batting leaders by position.

Position	Batting Avg	Home Runs	RBI
Catcher	.321 Joe Torre, 1964	43 Javy Lopez, 2003	109 Javy Lopez, 2003
First Base	.373 Dan Brouthers, 1889	54 Matt Olson, 2023	139 Matt Olson, 2023
Second Base	.387 Rogers Hornsby, 1928	43 Davey Johnson, 1973	115 Bobby Lowe, 1894
Third Base	.374 Billy Nash, 1887	47 Eddie Mathews, 1953	135 Eddie Mathews, 1953
Shortstop	.339 Herman Long, 1896	27 Dansby Swanson, 2021	100 Herman Long, 1896
			100 Herman Long, 1899
Left Field	.366 Rico Carty, 1970	40 Hank Aaron, 1973	129 Hugh Duffy, 1897
Center Field	.440 Hugh Duffy, 1894	51 Andruw Jones, 2005	145 Hugh Duffy, 1894
Right Field	.355 Hank Aaron, 1959	47 Hank Aaron, 1971	132 Hank Aaron, 1957
			132 Gary Sheffield, 2003
Designated Hitter	.302 Marcell Ozuna, 2024	31 Marcell Ozuna, 2024	104 Marcell Ozuna, 2024

FRANCHISE CLUB BATTING RECORDS, CONTINUED

GAME	
Most players used	28, vs. Washington, September 7, 2008
Most players used (9-inning game)	25, at Philadelphia, September 26, 1964
Most players used, both teams (9-inning game)	45, at New York Mets, September 29, 2002* tml
Most runs	30, vs. Detroit, June 9, 1883
Most runs (since 1900)	29, vs. Miami, September 9, 2020* nl
Most runs, both teams (since 1900)	38, vs. Miami, September 9, 2020
Most runs, shutout game	18, vs. Buffalo, October 3, 1885
Most runs, shutout game (since 1900)	18, vs. Florida, October 3, 1999
Largest comeback victory	9 runs, vs. St. Louis, May 15, 1977 (trailed 10-1 in 5th inning, won 15-12) vs. San Diego, June 7, 1987 (trailed 11-2 in 6th inning, won 13-12) at Washington, July 20, 2012 (trailed 9-0 in 5th inning, won 11-10)
Most hits	32, vs. St. Louis, September 3, 1896 (1st game)
Most hits (since 1900)	26, vs. Chicago, September 2, 1957 (1st game)
Most left on base	27, vs. Philadelphia, May 4, 1973 (20 innings)*; 18, vs. Los Angeles, June 23, 1986* tml
Most extra-base hits	14 vs. Pittsburgh, May 21, 2021 (7 doubles, 7 HR)
Most total bases	48 vs. Pittsburgh, May 21, 2021
Most stolen bases	8, vs. Cincinnati, August 28, 1909; vs. New York, July 16, 1988 vs. Montreal, June 16, 1991
Most home runs	8, vs. Pittsburgh, August 30, 1953 (1st game) at Chicago, May 28, 2006
Most home runs, both clubs	10, vs. Cincinnati, April 2, 1970 (3-7)
Most grand slams	2, vs. Philadelphia, July 14, 1997; vs. Houston, May 2, 1987; vs. San Francisco, July 3, 1966; vs. Pittsburgh, May 21, 2021* tml

INNING	
Most runs	16, vs. Baltimore, June 18, 1894 (1st)
Most runs (since 1900)	13, vs. St. Louis, July 25, 1900 (1st); vs. Brooklyn, June 25, 1910 (1st); vs. Houston, September 20, 1972 (2nd)
Most runs, both teams	17, vs. New York, June 20, 1912 (9th 10-7)* tml
Most hits	12, vs. Houston, September 20, 1972 (2nd)
Most hits, both teams	17, vs. New York, June 20, 1912 (9th)
Most extra-base hits	7, vs. St. Louis, August 25, 1963 (1G), (1st - 7 doubles)
Most home runs	4, vs. Cincinnati, June 8, 1961 (7th); at Chicago, June 8, 1965 (10th); vs. Montreal, June 21, 1971 (8th); vs. Houston, September 20, 1992 (6th); at Philadelphia, June 23, 1997 (3rd); vs. San Francisco, May 20, 2001 (7th) vs. Pittsburgh, June 11, 2019 (2nd)
Most consecutive home runs	4, vs. Cincinnati, June 8, 1961 (7th) (Mathews, Aaron, Adcock, Thomas)* tml

FRANCHISE CLUB PITCHING RECORDS

SEASON	
Most innings pitched	1479.2 in 2011
Fewest innings pitched	1330.0 in 1935
Most opponents runs	1,021 in 1911
Fewest opponent runs	516 in 1902
Most opponent runs per game	6.54 in 1911
Fewest opponent runs per game	2.87 in 1916
Most hits allowed	1,662 in 1923
Fewest hits allowed	1,156 in 1892
Fewest hits allowed (since 1900)	1,206 in 1916
Most walks	701 in 1977
Fewest walks	325 in 1916
Most home runs	203 in 2019
Fewest home runs	19 in 1917
Most shutouts	24 in 1992
Fewest shutouts	1 in 1928
Most complete games	142 in 1892
Most complete games since 1900	139 in 1905
Fewest complete games	0 in 2017
Most consecutive (CG) shutouts	3, July 24-26, 1959 (Pizarro, Burdette, Spahn); September 4-6, 1963 (Spahn, Sadowski, Shaw)
Most consecutive scoreless innings	36, April 26 (4th inning) to May 1 (3rd inning), 1992
Most no-hit games	2 in 1960

FRANCHISE CLUB PITCHING RECORDS, CONTINUED

Most strikeouts	1,554 in 2023
Fewest strikeouts	343 in 1928
Most saves	57 in 2002
Fewest saves	0, four times (1901, 1904, 1905 and 1906)
Most wild pitches	83 in 1966, 2016
Fewest balks	0 in 1948, 1957*tml
Lowest ERA	2.19 in 1916
Highest ERA	5.41 in 1894
Highest ERA since 1900	5.12 in 1929

GAME

Most pitchers used	10, three times
.....	at Philadelphia, Sept. 27, 2003; vs. Washington, Sept. 7, 2008, at New York-NL, Sept. 29, 2019
Most pitcher used (nine-inning game)	8, 11 times, last: at Washington, September 3, 2015
Most wild pitches	6, vs. Chicago, May 4, 1963; vs. Houston, August 4, 1979
Most balks	6, vs. Chicago, May 4, 1963*
Most runs by opponent	27 by Pittsburgh, June 6, 1894
Most runs by opponent since 1900	26 by Cincinnati, June 4, 1911
Most runs, shutout game, by opponent	19 by Montreal, July 30, 1978

INNING

Most pitchers used, inning	5, vs. St. Louis, July 22, 1967 (9th)
.....	(Johnson, Hernandez, Raymond, Kelley, Upshaw)
Most wild pitches	4, vs. Houston, August 4, 1979 (Niekro)

FRANCHISE CLUB FIELDING RECORDS

SEASON

Most putouts	4,439 in 2011
Fewest putouts	3,977 in 1907
Most assists	2,224 in 1908
Fewest assists	1,339 in 2023
Most chances accepted	6,679 in 1910
Fewest chances accepted	5,741 in 2023
Most errors	353 in 1904
Fewest errors	68 in 2024
Most errorless games	105 in 2018, 2023
Most consecutive errorless games	15 in 2019 (September 1-17)
Most double plays	197 in 1985
Fewest double plays	101 in 1935
Most consecutive games making a double play	15 (20 DPs) in 1982 (May 21-June 8)
Most passed balls	167 in 1883
Most passed balls since 1900	42 in 1905, 1967
Fewest passed balls	2 in 1943
Highest fielding average988 in 2021
Lowest fielding average945 in 1904

GAME

Most errors	11, vs. St. Louis, June 11, 1906
Most double plays	7, vs. Cincinnati, June 27, 1982 (14 innings)*tml
Most double plays, 9 innings (since 1957)	5 (six times), last: vs. Florida, April 14, 2002

*-Denotes Major League record

*nl-Denotes National League record

*tnl-Denotes tied National League record

*tml-Denotes tied Major League record

*mml-Denotes modern Major League record

*tmml-Denotes tied modern Major League record

*tmnl-Denotes tied modern National League record

FRANCHISE INDIVIDUAL BATTING RECORDS

CAREER

Most years, non-pitcher	21, Hank Aaron
Most games	3,076, Hank Aaron
Most consecutive games	740, Dale Murphy (9/26/81-7/8/86)
Most at-bats	11,628, Hank Aaron
Most runs	2,107, Hank Aaron
Most hits	3,600, Hank Aaron
Most singles	2,171, Hank Aaron
Most doubles	600, Hank Aaron
Most triples	103, Rabbit Maranville
Most home runs, righthander	733, Hank Aaron
Most home runs, lefthander	493, Eddie Mathews
Most home runs, switch-hitter	468, Chipper Jones
Most grand slams	16, Hank Aaron
Most pinch-homers	7, Joe Adcock, Brooks Conrad
Most homers by pitcher	35, Warren Spahn
Most total bases	6,591, Hank Aaron
Most extra-base hits	1,429, Hank Aaron
Most stolen bases	431, Herman Long
Most stolen bases since 1900	240, Hank Aaron
Most times caught stealing	83, Jerry Royster
Most bases on balls	1,512, Chipper Jones
Most intentional bases on balls	289, Hank Aaron
Most strikeouts	1,581, Dale Murphy
Most RBI	2,202, Hank Aaron
Most sacrifice hits	220, Rabbit Maranville
Most sacrifice flies	113, Hank Aaron
Most times hit by pitch	150, Tommy Tucker
Most times grounded into double play	305, Hank Aaron
Highest batting average338, Billy Hamilton
Highest batting average (since 1900)317, Ralph Garr, Rico Carty
Highest slugging average567, Hank Aaron
Highest on-base percentage456, Billy Hamilton
Highest on-base percentage (since 1900)401, Chipper Jones

SEASON

Most games	162, F. Millan (1969), D. Murphy (1982-85), A. Jones (1999), J. Francoeur (2006-07)
.....	F.Freeman (2014,2018), N.Markakis (2018), Matt Olson (2023-24), Marcell Ozuna (2024)
Most at-bats	671, Marquis Grissom, 158 games, 1996
Most runs	160, Hugh Duffy, 124 games, 1894
Most runs (since 1900)	149, Ronald Acuña Jr., 159 games, 2023
Most hits	236, Hugh Duffy, 124 games, 1894
Most hits (since 1900)	224, Tommy Holmes, 154 games, 1945
Most consecutive hits	10, Buddy Hassett, June 9, 10, 14, 1940; Matt Diaz, August 12, 13, 14, 2006
Most singles	180, Ralph Garr, 154 games, 1971
Most doubles	50, Hugh Duffy, 124 games, 1894
Most doubles (since 1900)	49 Marcus Giles, 145 games, 2003
Most triples	20, Richard Johnston, 124 games, 1887
Most triples (since 1900)	18, Ray Powell, 149 games, 1921
Most home runs, righthander	51, Andruw Jones, 160 games, 2005
Most home runs, lefthander	54, Matt Olson, 162 games, 2023
Most home runs, switch-hitter	45, Chipper Jones, 157 games, 1999* tnl
Most home runs, home	31, Hank Aaron, 1971
Most home runs, road	30, Eddie Mathews, 1953; Andruw Jones, 2005
Most home runs, month	15, Joe Adcock, July 1956
Most home runs, rookie	38, Wally Berger, 151 games, 1930
Most home runs, two consecutive games	5, Joe Adcock, July 30-31, 1954* tnl
Most home runs, consecutive at-bats	4, Andruw Jones, Sept. 7-10, 2002; Robert Lowe, 1894 * tnl
Most home runs vs. one club	13, Joe Adcock vs. Brooklyn, 1956* tnl
Most grand slams	4, Sid Gordon, 134 games, 1950
Most home runs, by pitcher	6, Jim Tobin, 1942
Most total bases	400, Hank Aaron, 154 games, 1959

FRANCHISE INDIVIDUAL BATTING RECORDS, CONTINUED

Most extra-base hits.....	92, Hank Aaron, 154 games, 1959
Most stolen bases.....	93, Billy Hamilton, 131 games, 1896
Most stolen bases (since 1900).....	73, Ronald Acuña Jr., 159 games, 2023
Most caught stealing.....	23, Brett Butler, 151 games, 1983
Most bases on balls.....	131, Bob Elliott, 151 games, 1948
Most intentional bases on balls.....	29, Dale Murphy, 159 games, 1987
Most consecutive games, bases on balls.....	16, Chipper Jones, 1999
Most strikeouts.....	188, Ronald Acuña Jr., 156 games, 2019
Fewest strikeouts.....	9, Tommy Holmes, 154 games, 1945
Most hit by pitch.....	29, Tommy Tucker, 140 games, 1891
Most hit by pitch (since 1900).....	25, Andres Galarraga, 153 games, 1998
Most RBI.....	145, Hugh Duffy, 157 games, 1894
Most RBI (since 1920).....	139, Matt Olson, 162 games, 2023
Most consecutive games with RBI.....	11, Matt Olson, July 28-August 8, 2023
Highest batting average.....	438, Hugh Duffy, 124 games, 1894*
Highest batting average (since 1900).....	387, Rogers Hornsby, 140 games, 1928
Highest slugging percentage.....	679, Hugh Duffy, 124 games, 1894
Highest slugging percentage (since 1900).....	669, Hank Aaron, 139 games, 1971
Highest on-base percentage.....	470, Chipper Jones, 128 games, 2008
Longest hitting streak.....	37 games, Tommy Holmes, 1945
Most ground into double plays.....	28, Sid Gordon, 150 games, 1951
Fewest ground into double plays.....	1, David Justice, 144 games, 1992

GAME

Most runs.....	6, five times, last: Frank Torre vs. Chicago, September 2, 1957
Most hits.....	6, seven times, last: Willie Harris vs. St. Louis, July 21, 2007
Most stolen bases.....	6, Otis Nixon at Montreal, June 16, 1991* tml
Most caught stealing.....	3, Rabbit Maranville, June 6, 1913
Most doubles.....	4, held by several; last: Adam LaRoche at Milwaukee, May 15, 2004* tml
Most triples.....	3, six times, last: Rafael Furcal vs. Florida, April 21, 2002* tml
Most home runs.....	4, Joe Adcock vs. Brooklyn, July 31, 1954;Bob Horner vs. Montreal, July 6, 1986;Robert Lowe, May 30, 1894* tml
Most grand slams.....	2, Tony Cloninger at San Francisco, July 3, 1966* tml
Most homers by pitcher.....	3, Jim Tobin vs. Chicago, May 13, 1942* mml
Most total bases.....	18, Joe Adcock vs. Brooklyn, July 31, 1954
Most extra-base hits.....	5, Joe Adcock vs. Brooklyn, July 31, 1954 (4HR, 1 2B)* tml
Most bases on balls.....	5, (6 times), Last: Dale Murphy vs. Chicago, May 23, 1987
Most intentional bases on balls.....	3, Dennis Menke vs. New York, May 23, 1964;Rowland Office vs. San Diego, April 20, 1975; Jeff Treadway vs. Houston, September 11, 1992
Most RBI.....	9, Tony Cloninger at San Francisco, July 3, 1966; Harry Staley, June 1, 1893Adam Duvall, September 9, 2020
Most strikeouts.....	5, (7 times), Last: Justin Upton, August 17, 2013
Most grounded into double plays.....	3, (6 times), Last: Martin Prado, May 16, 2011

INNING

Most doubles.....	2, (10 times); Last: Rico Carty vs. New York, May 20, 1965* tml
Most triples.....	2, John Freeman vs. St. Louis, July 25, 1900 (1st);Joe Hornung, May 6, 1882 (6th)* tml
Most home runs.....	2, Robert Lowe, May 30, 1894 (3rd);Dale Murphy vs. San Francisco, July 27, 1989 (6th)* tml
Most RBI.....	6, Dale Murphy vs. San Francisco, July 27, 1989 (6th)
Most bases on balls.....	2, done many times, last, Freddie Freeman at Philadelphia, July 27, 2019 (3rd)
Most strikeouts.....	2, done many times, last, Adam Duvall at Minnesota, August 6, 2019 (6th)

FRANCHISE INDIVIDUAL PITCHING RECORDS

CAREER

Most years.....	21, Phil Niekro
Most games.....	740, Phil Niekro
Most games started.....	635, Warren Spahn
Most complete games.....	374, Warren Spahn
Most innings pitched.....	5,046, Warren Spahn
Most games won.....	356, Warren Spahn
Most games won, lefthander.....	356, Warren Spahn
Most games won, righthander.....	329, Kid Nichols
Most games won, righthander, (since 1900).....	268, Phil Niekro
Most 20-win seasons.....	13, Warren Spahn
Most games lost.....	227, Phil Niekro
Most saves.....	186, Craig Kimbrel
Most 40-save seasons.....	4 (consecutive, 2011-14), Craig Kimbrel
Most runs allowed.....	2,270, Kid Nichols
Most runs allowed (since 1900).....	1,922, Phil Niekro
Most earned runs allowed.....	1,710, Warren Spahn
Most bases on balls.....	1,458, Phil Niekro
Most intentional bases on balls.....	114, Tom Glavine
Most strikeouts.....	2,975, John Smoltz
Most shutouts.....	63, Warren Spahn
Most hits.....	4,620, Warren Spahn
Most home runs.....	408, Warren Spahn
Most batters hit by pitch.....	134, Vic Willis
Most batters hit by pitch (since 1900).....	104, Phil Niekro
Most wild pitches.....	199, Phil Niekro
Most balks.....	35, Phil Niekro
Lowest earned run average (Min. 1,000 IP).....	2.21, Tommy Bond
Lowest earned run average since 1900 (Min. 1,000 IP).....	2.62, Dick Rudolph
Highest winning percentage (Min. 100 decisions).....	.698 (178-77) Greg Maddux

SEASON

Most games.....	87, Peter Moylan, 2009
Most games started.....	72, John Clarkson, 1889
Most games started (since 1900).....	46, Victor Willis, 1902
Most complete games.....	68, John Clarkson, 1889
Most complete games (since 1900).....	45, Victor Willis, 1902
Most games finished (since 1900).....	64, Mark Wohlers, 1996
Most innings.....	620, John Clarkson, 1889
Most innings (since 1900).....	411, Victor Willis, 1902
Most games won.....	49, John Clarkson, 1889
Most games won (since 1900).....	27, Charles Pittinger, 1902; Victor Willis, 1902; Dick Rudolph, 1914
Most victories, relief pitcher.....	12, Ben Cantwell, 1932
Most victories, righthander.....	49, John Clarkson, 1889
Most victories, lefthander.....	23, Warren Spahn, 1953, 1963
Most games lost.....	29, Victor Willis, 1905* tml ; Tommy Bond, 1880
Most games lost, relief pitcher.....	16, Gene Garber, 1979*
Highest winning percentage, starter (in. 20 dec.).....	.905, Greg Maddux (19-2), 1995*
Longest winning streak.....	14 games, John Smoltz, 1996
Longest losing streak.....	18 games, Clifton Curtis, 1910
Most saves.....	55, John Smoltz, 2002* tml
Most bases on balls.....	164, Phil Niekro, 1977
Most strikeouts.....	417, Charlie Buffinton, 1884
Most strikeouts (since 1900).....	281, Spencer Strider, 2023
Most shutouts won.....	12, Tommy Bond, 1879
Most shutouts (since 1900).....	7, Charles Pittinger, 1902; Irving Young, 1905; Warren Spahn, 1947, 1951, 1963
Most shutouts won vs. one club.....	4, Vic Willis vs. Chicago, 1901
Most shutouts lost.....	9, Irving Young, 1906
Most 1-0 shutouts won.....	4, Dick Rudolph, 1916; Joe Oeschger, 1920
Most runs allowed.....	196, Charles Pittinger, 1903
Most earned runs allowed.....	148, Phil Niekro, 1977
Most hits allowed.....	394, Charles Pittinger, 1903

FRANCHISE INDIVIDUAL PITCHING RECORDS, CONTINUED

SEASON, CONTINUED

Most hit batsmen	16, Jeff Pfeffer, 1906
Most wild pitches	27, Tony Cloninger, 1966
Most balks	8, Bob Shaw, 1963
Most home runs allowed	41, Phil Niekro, 1979
Most home runs, one club	13, Warren Spahn vs. Chicago, 1958
Most grand slams allowed	3, Don Nottebart, 1961
Most sacrifice hits allowed	22, Tom Glavine, 1999
Most sacrifice flies allowed	12, Tony Cloninger, 1966; Carl Morton, 1974; Ervin Santana, 2014
Fewest earned runs allowed (min. 162 IP)	35, Greg Maddux, 1994
Lowest ERA (min. 162 IP)	1.56, Greg Maddux, 1994
Lowest batting average against (min. 162 IP)	195, Mike Folytnewicz, 2018

GAME

Most innings pitched	26, Joe Oeschger vs. Brooklyn, May 1, 1920* tml
Most consecutive scoreless IP	21, Joe Oeschger vs. Brooklyn, May 1, 1920*
Most strikeouts	18, Warren Spahn vs. Chicago, June 14, 1952 (15 IP);
.....	17, Charlie Buffinton vs. Cleveland, September 2, 1884
Most consecutive strikeouts	8, Max Surkont vs. Cincinnati, May 25, 1953
Most bases on balls	14, Piano Legs Hickman vs. Louisville, August 16, 1899
Most wild pitches	6, Phil Niekro vs. Houston, August 4, 1979* tmml
Most balks	5, Bob Shaw vs. Chicago, May 4, 1963*

INNING

Most strikeouts	4, Phil Niekro vs. Pittsburgh, July 29, 1977 (6th);
.....	Paul Assenmacher vs. St. Louis, August 22, 1989 (5th);
.....	Mark Wohlers vs. Chicago, June 7, 1995 (9th)
.....	Craig Kimbrel vs. Miami, September 26, 2012 (9th)
.....	Julio Teheran vs. Milwaukee, May 24, 2016 (2nd)* tml
Most hit batsmen	3, Ray Boggs vs. Chicago, September 27, 1928 (9th)* tml
Most wild pitches	4, Phil Niekro vs. Houston, August 4, 1979 (5th)* tmml
Most balks	3, Bob Shaw vs. Chicago, May 4, 1963 (3rd)* tml

FRANCHISE INDIVIDUAL FIELDING RECORDS

HIGHEST FIELDING AVERAGE - SEASON (MINIMUM 100 GAMES AT POSITION)

C.....	.998, Brian McCann, 2012
1B.....	.998, Mark Teixeira, 2008
2B.....	.994, Mark Lemke, 1994
3B.....	.982, Vinny Castilla, 2002
SS.....	.983, Eddie Miller, 1942
LF.....	.996, Sid Gordon, 1952
CF.....	.997, Marquis Grissom, 1996
RF.....	1.000, Willard Marshall, 1951
.....	1.000, Jason Heyward, 2013
Most innings played in the field	1449.0, Freddie Freeman (162 games), 1B, 2014
Most errors	102, Herman Long (154 games), SS, 1892
Most errors since 1900	78, Ed Abbaticchio (154 games), 2B, 1904

GAME

Most errors	5, David Brain, 3B, vs. St. Louis, June 11, 1906
-------------------	--

INNING

Most errors	4, Robert Lowe, 2B, vs. New York, May 7, 1900
-------------------	---

*-Denotes Major League record

*nl-Denotes National League record

*tnl-Denotes tied National League record

*tml-Denotes tied Major League record

*mml-Denotes modern Major League record

*tmml-Denotes tied modern Major League record

*tmnl-Denotes tied modern National League record

MOST RECENT SERIES SWEEPS

BRAVES SWEEPS IN ATLANTA

Team	2 Games	3 Games	4 Games
Arizona	-	4/5-7/24	-
Baltimore	-	6/24-26/05	-
Boston	5/7-8/24		
Chicago (N)	8/24-25/77	9/26-28/23	7/4-7/05
Chicago (A)	-	8/30-9/1/19	-
Cincinnati	5/19-20/10	4/10-12/23	-
Cleveland	-	8/27-29/13	-
Colorado	5/1-2/06	9/9-11/08	6/15-18/23
Detroit	-	6/17-19/24	
Fla./Miami	7/30-31/18	4/22-24/24	8/13-15/18
Houston	5/16-17/11	4/30-5/2/10	5/5-8/05**
Kansas City	-	6/18-20/10	-
Los Angeles (N)	9/9-10/97	5/17-19/13	7/12-14/56
Milwaukee	-	7/28-30/23	5/2-5/11
Minnesota	-	6/26-28/23	-
Mon./Wash.	8/11-12/09	7/8-10/22	-
New York (N)	6/12-13/18	6/6-8/23	5/20-22/08
New York (A)	8/26/20 (DH)	8/14-16/23	-
Oakland	6/7-8/22	8/15-17/14	-
Philadelphia	5/3-4/89	9/16-18/22	9/20-23/18
Pittsburgh	5/17-19/91	6/3-5/13	6/9-12/22
San Diego	9/11-12/91	5/6-8/08	4/14-17/17
San Francisco	9/15-16/97	5/16-18/00	6/21-23/60
St. Louis	8/6-7/97	10/2-4/15	5/16-19/97
Tampa Bay	7/29-30/20	6/7-9/99	-
Texas	-	6/3-5/03	-
Toronto	9/2-3/19	5/22-24/09	-

BRAVES SWEEPS ON ROAD

Team	2 Games	3 Games	4 Games
Arizona	4/27-28/98	8/6-8/04	-
Baltimore	-	8/20-22/21	-
Boston	8/9-10/22	8/31-9/2/20	-
Chicago (N)	4/12-13/97	5/26-28/06	7/9-12/92
Cincinnati	7/18-19/01	9/15-17/95	1984**
Colorado	4/8-9/19	8/28-30/23	6/2-5/22
Fla./Miami	5/6-7/09	5/2-4/23	8/12-14-22
Houston	8/19-20/97	4/15-17/24	7/16-19/92
Kansas City	-	4/14-16/23	-
Los Angeles	9/7-8/72	4/8-10/94	-
Milwaukee	-	5/10-12/10	-
Minnesota	7/26-27/16	8/26-28/24	
Mon./Wash.	6/4-5/97	6/13-15/22	-
New York (N)	4/26-27/17	8/23-25/19	-
Oakland	9/6-7/22	6/30-7/2/17	-
Philadelphia	6/20-22/23	9/2-4/16	6/27-29/14
Pittsburgh	5/24-25/11	8/22-24/22	-
San Diego	5/26-27/97	9/24-26/21	5/15-18/03
San Francisco	9/27-28/82	9/10-12/18	-
Seattle	-	6/27-29/11	-
St. Louis	5/13-14/98	4/3-5/23	-
Tampa Bay	5/8-9/18	6/30-7/2/98	-
Texas	-	6/7-9/02	-
Toronto	5/15-16/17	-	-

OPPONENT SWEEPS IN ATLANTA

Team	2 Games	3 Games	4 Games
Arizona	-	4/16-18/19	6/1-4/06
Baltimore	-	6/11-13/99	-
Boston	6/15-16/21	9/3-5/18	
Chicago (N)	7/20-21/98	7/17-19/17	-
Cincinnati	7/22-24/24	9/4-6/09	4/13-16/90
Colorado	9/14-15/21	9/12-14/97	8/16-19/18
Detroit	-	4/26-28/13	-
Fla./Miami	5/13-14/97	8/31-9/2/15	
Houston	7/4-5/17	4/21-23/23	-
Kansas City	7/23-24/19	-	-
Los Angeles	4/10-11/91	6/22-24/84	4/7-10/88
Milwaukee	-	8/6-8/24	-
Minnesota	8/16-17/16	6/12-14/07	-
Mon./Wash.	5/28-29/19	4/18-20/17	10/1-4/09
New York (N)	5/4-5/09	4/22-24/16	9/10-13/15
New York (A)	8/23-24/21	8/28-30/15	
Philadelphia	8/8-9/17	6/16-18/14	5/5-8/95
Pittsburgh	8/12-13/97	9/26-28/11	7/18-21/74
San Diego	6/2-3/97	8/1-3/89	7/25-27/75
San Francisco	9/6-7/89	5/4-6/18	-
St. Louis	8/28-29/84	5/5-7/17	-
Toronto	-	5/11-13/21	-

**Braves swept five games from Houston, 9/2-4/66 and 8/10-13/67

OPPONENT SWEEPS ON ROAD

Team	2 Games	3 Games	4 Games
Arizona	5/18-19/11	-	-
Baltimore	-	7/27-29/15	
Boston	7/25-26/23	-	-
Chicago (N)	5/17-18/83	6/10-12/08	8/20-23/15
Chicago (A)	-	6/22-24/10	-
Cleveland	-	6/27-29/16	-
Cincinnati	9/28-29/87	5/30-6/1/08	5/21-24/12
Colorado	-	8/23-25/10	7/21-24/16
Detroit	-	4/26-28/13	
Fla./Miami	-	9/15-17/23	-
Houston	5/9-10/17	9/28-30/90	8/2-5/90
Los Angeles (N)	7/26-27/95	5/3-5/24	7/26-29/90
Milwaukee	-	9/10-12/12	-
Minnesota	-	6/12-14/07	-
Mon./Wash.	4/29-30/08	9/5-7/16	4/11-14/16
New York (N)	4/24-25/90	9/27-29/19	7/20-23/89
New York (A)	8/11-12/20	-	-
Philadelphia	5/3-4/06	4/1-4/21	7/28-31/17
Pittsburgh	5/19-20/81	4/7-9/17	9/1-3/78
San Diego	9/10-11/86	8/17-19/15	5/29-31/79
San Francisco	9/16-17/91	5/25-27/09	7/29-31/88
Seattle	8/5-6/14	-	-
St. Louis	4/10-11/68	9/9-11/11	4/26-29/10
Tampa Bay	7/27-28/20		
Texas	-	9/12-14/14	-
Toronto	-	5/12-14/23	-

**Braves swept five games from CIN, 5/31-6/3/84.

ATLANTA BRAVES DOUBLEHEADERS

YEARLY DOUBLEHEADER TOTALS

Year	Home W-L-S	Road W-L-S	Totals W-L-S
1966	3-2-2	0-1-2	3-3-4
1967	0-0-1	1-3-4	1-3-5
1968	0-0-1	3-2-4	3-2-5
1969	4-0-3	1-3-3	5-3-6
1970	4-1-2	0-3-4	4-4-6
1971	2-1-3	0-3-2	2-4-5
1972	1-1-7 (a)	1-1-4	2-2-11
1973	0-4-9	0-3-1	0-7-10
1974	2-0-4	0-3-3	2-3-7
1975	2-2-3	1-1-2	3-3-5
1976	3-3-4	0-1-5	3-4-9
1977	1-0-0	0-3-2	1-3-2
1978	1-1-4	0-1-3	1-2-7
1979	1-2-1	0-3-2	1-5-3
1980	2-0-1	0-1-2	2-1-3
1981	0-0-1	0-1-0	0-1-1
1982	1-2-0	0-0-2	1-2-2
1983	1-0-2	1-1-2	2-1-4
1984	0-0-2	2-2-0	2-2-2
1985	0-2-0	0-0-2	0-2-2
1986	1-0-0	0-1-0	1-1-0
1987	0-1-0	0-0-1	0-1-1
1988	1-0-2	0-2-2	1-2-4
1989	1-1-0	0-1-3	1-2-3
1990	1-1-3	1-2-0	2-3-3
1991	1-0-2	0-0-1	1-0-3
1992	1-0-0	2-0-0	3-0-0
1993	0-0-0	0-0-0	0-0-0
1994	0-0-1	0-1-1	0-1-2
1995	0-0-0	0-0-0	0-0-0
1996	0-0-0	1-0-1	1-0-1
1997	0-0-0	0-0-1	0-0-1
1998	0-0-0	0-0-1	0-0-1
1999	0-0-0	0-0-1	0-0-1
2000	0-0-0	0-0-1	0-0-1
2001	0-0-0	1-0-0	1-0-0
2002	0-0-1	1-0-0	1-0-1
2003	1-0-1	0-0-0	1-0-1
2004	0-1-1	0-0-1	0-1-2
2005	0-0-1	0-0-0	0-0-1 (b)
2006	0-0-0	0-1-1	0-1-1 (c)
2007	0-0-0	0-0-0	0-0-0 (d)
2008	0-0-0	0-0-1	0-0-1 (e)
2009	0-0-0	0-0-0	0-0-0
2010	0-0-0	0-0-0	0-0-0
2011	2-0-0	1-0-0	3-0-0
2012	0-0-0	0-0-0	0-0-0 (f)
2013	0-0-0	0-0-0	0-0-0 (g)
2014	0-0-0	0-0-0	0-0-0 (h)
2015	1-0-0	0-0-0	1-0-0
2016	0-0-0	0-0-0	0-0-0
2017	0-0-0	1-1-0	1-1-0(i)
2018	0-0-0	0-0-0	0-0-0(j)
2019	0-0-0	0-0-1	0-0-1
2020	1-0-1	1-0-0	2-0-1
2021	0-1-0	1-0-2	1-1-2
2022	---	1-2-0	1-2-0
2023	---	2-0-3	2-0-3
2024	0-0-3	---	0-0-3

DOUBLEHEADERS VS. OPPONENTS

Team	Home W-L-S	Road W-L-S	Totals W-L-S
Arizona	0-1-0	---	0-1-0
Boston	---	0-0-1	0-0-1
Chicago (NL)	3-0-4	0-3-8	3-3-12
Cincinnati	3-3-9	3-7-5	6-10-14
Cleveland	---	0-0-1	0-0-1
Colorado	1-0-1	1-0-1	2-0-2
Detroit	---	1-0-0	1-0-0
Florida	0-0-1	1-0-1	0-0-2
Houston	8-3-4	0-5-4	8-8-8
Los Angeles	1-4-4	1-3-2	2-7-6
Milwaukee	1-0-0	0-0-0	1-0-0
Mon./Wash.	2-1-11	3-3-4	4-2-14
New York (NL)	4-3-7	5-3-8	9-6-14
New York (AL)	1-0-0	---	1-0-0
Philadelphia	1-4-4	6-2-10	6-6-14
Pittsburgh	3-1-3	1-6-5	3-7-7
St. Louis	1-2-2	0-3-3	1-5-4
San Diego	6-4-6	1-3-12	7-7-17
San Francisco	3-1-11	2-9-8	5-10-19
Totals	38-27-66	25-47-72	63-74-135

- (a) Braves won first game and tied second game of doubleheader, July 4 vs. Chicago.
- (b) Braves' sweep of July 7 day/night doubleheader vs. Chicago is not counted in total due to separate admission charges.
- (c) Three day/night doubleheaders -- June 3 vs. Arizona (split), Sept. 2 at Philadelphia (split) and Sept. 13 vs. Philadelphia (Phillies sweep) are not counted in total due to separate admission charges.
- (d) Two day/night doubleheaders -- May 19 at Boston (split) and June 5 vs. Florida (split) are not counted in total due to separate admission charges.
- (e) Three day/night doubleheaders -- May 20 vs. New York (sweep), August 13 vs. Chicago (Cubs sweep) and September 13 at New York (split) are not counted in total due to separate admission charges.
- (f) Braves' split of July 21 day/night doubleheader at Washington is not counted in total due to separate admission charges.
- (g) Three day/night doubleheaders -- April 23 at Colorado (sweep), June 18 vs. New York (Mets sweep) and Sept. 17 at Washington (Nationals sweep) are not counted in total due to separate admission charges.
- (h) Braves' sweep of June 28 day/night doubleheader at Philadelphia is not counted in total due to separate admission charges.
- (i) Two day/night doubleheaders -- June 10 vs. New York (Mets sweep) and Sept. 6 vs. Texas (split) are not counted in total due to separate admission charges.
- (j) Three day/night doubleheaders -- May 28 vs. New York (split), August 7 at Washington (split) and 8/13 vs. Miami (Braves sweep) are not counted in total due to separate admission charges.

ATLANTA BRAVES BEST RECORD – BY GAME

Game			Game			Game		
No.	Record	Year	No.	Record	Year	No.	Record	Year
10	10-0	1982	61	42-19	1998, '03	112	74-38	1998, '02
11	11-0	1982	62	43-19	1998	113	75-38	1998
12	12-0	1982	63	44-19	1998	114	75-39	1998, '02, '03
13	13-0	1982	64	45-19	1998	115	76-39	1998, '02, '03
14	13-1	1982, '94	65	45-20	1998	116	77-39	1998
15	13-2	1982, '94	66	45-21	1998, '03	117	78-39	1998
16	13-3	1982, '83, '94, '97	67	45-22	1998, '03	118	79-39	1998
17	13-4	1982, '83, '94, '97, '23	68	46-22	1998	119	79-40	1998
18	14-4	1997, '23	69	47-22	1998	120	79-41	1998, '02
19	14-5	1982, '83, '94, '97, '23	70	48-22	1998	121	80-41	1998
20	15-5	1982, '83, '97	71	49-22	1998	122	81-41	1998
21	16-5	1982, '83, '97	72	49-23	1998	123	82-41	1998
22	17-5	1997	73	49-24	1998	124	82-42	1998
23	18-5	1997	74	50-24	1998	125	83-42	1998
24	18-6	1982, '97, '00	75	50-25	1998	126	83-43	1998
25	19-6	1997, '00	76	50-26	1998	127	83-44	1998, '23
26	20-6	1997, '00	77	51-26	1998	128	84-44	1998, '23
27	20-7	1997, '00	78	51-27	1998, '23	129	85-44	1998
28	21-7	2000	79	52-27	2023	130	86-44	1998
29	21-8	1997, '00	80	53-27	2023	131	87-44	1998
30	22-8	1997	81	54-27	2023	132	87-45	1998, '23
31	22-9	1997	82	55-27	2023	133	88-45	1998, '23
32	23-9	1997	83	56-27	2023	134	89-45	1998, '23
33	23-10	1969, '97, '98	84	57-27	2023	135	90-45	2023
34	24-10	1969, '98	85	57-28	2023	136	90-46	1998, '23
35	24-11	1969, '97, '98, '23	86	58-28	2023	137	90-47	1998, '23
36	25-11	1969, '97, '98, '23	87	59-28	2023	138	90-48	1998, '23
37	26-11	1997, '98	88	60-28	2023	139	91-48	1998, '23
38	27-11	1998	89	60-29	1998, '23	140	92-48	2023
39	28-11	1998	90	61-29	2023	141	92-49	2023
40	29-11	1998	91	61-30	2023	142	93-49	2023
41	30-11	1998	92	61-31	2023	143	94-49	2023
42	31-11	1998	93	61-32	1998, '03, '23	144	94-50	2023
43	31-12	1998	94	62-32	1998, '03	145	95-50	2023
44	31-13	1997, '98, '03	95	63-32	1998, '03	146	96-50	2023
45	32-13	1997, '98	96	64-32	1998, '03	147	96-51	2023
46	33-13	1997, '98	97	65-32	2003	148	96-52	2023
47	34-13	1998	98	65-33	1998, '03	149	96-53	2023
48	35-13	1998	99	66-33	2003	150	96-54	1993, '23
49	35-14	1998	100	66-34	2003	151	97-54	1993, '23
50	36-14	1998	101	67-34	2003	152	97-55	1993, '98, '23
51	37-14	1998	102	67-35	1998, '03	153	98-55	1993, '98, '23
52	38-14	1998	103	68-35	1998, '03	154	99-55	1998, '23
53	39-14	1998	104	68-36	1998, '03	155	99-56	1993, '98, '23
54	39-15	1998	105	69-36	1998, '03	156	100-56	1993, '98, '23
55	39-16	1998	106	70-36	1998, '03	157	101-56	1998, '23
56	39-17	1998	107	70-37	1998, '03, '23	158	102-56	1998, '23
57	39-18	1998	108	71-37	1998, '03	159	103-56	1998, '23
58	40-18	1998	109	72-37	1998, '03	160	104-56	1998
59	41-18	1998	110	73-37	2003	161	105-56	1998
60	42-18	1998	111	73-38	1998, '02, '03	162	106-56	1998

ATLANTA BRAVES WORST RECORD – BY GAME

Game			Game			Game		
No.	Record	Year	No.	Record	Year	No.	Record	Year
10	0-10	1988	61	18-43	2016	112	38-74	1988
11	1-10	1988	62	18-44	2016	113	38-75	1988
12	2-10	1988	63	18-45	2016	114	39-75	1988
13	2-11	1988	64	18-46	2016	115	40-75	1988
14	2-12	1988	65	19-46	2016	116	40-76	1988
15	2-13	1988	66	20-46	2016	117	40-77	1988
16	3-13	1988	67	21-46	2016	118	41-77	1988
17	3-14	1988	68	22-46	2016	119	41-78	1988
18	3-15	1988	69	23-46	2016	120	41-79	1988
19	3-16	1988	70	24-46	2016	121	41-80	1988
20	4-16	1988, 2016	71	24-47	2016	122	41-81	1988
21	4-17	2016	72	25-47	2016	123	42-81	1988
22	5-17	1988, 2016	73	25-48	2016	124	43-81	1977, '88
23	5-18	2016	74	25-49	2016	125	43-82	1988
24	6-18	1988, 2016	75	26-49	1988, 2016	126	43-83	1988
25	6-19	1988, 2016	76	26-50	1988, 2016	127	43-84	1988
26	7-19	1988, 2016	77	26-51	2016	128	44-84	1988
27	7-20	1988, 2016	78	26-52	2016	129	44-85	1988
28	7-21	2016	79	27-52	2016	130	45-85	1988
29	7-22	2016	80	27-53	2016	131	45-86	1988
30	7-23	2016	81	28-53	2016	132	45-87	1988
31	7-24	2016	82	28-54	2016	133	45-88	1988
32	8-24	2016	83	28-55	2016	134	46-88	1988
33	8-25	2016	84	28-56	2016	135	46-89	1988
34	8-26	2016	85	28-57	2016	136	47-89	1988
35	9-26	2016	86	29-57	2016	137	48-89	1988
36	9-27	2016	87	30-57	2016	138	48-90	1988
37	9-28	2016	88	30-58	2016	139	49-90	1988
38	9-29	2016	89	31-58	2016	140	49-91	1988
39	10-29	2016	90	31-59	2016	141	49-92	1988
40	10-30	2016	91	31-60	2016	142	49-93	1988
41	11-30	2016	92	32-60	1988, 2016	143	49-94	1988
42	12-30	2016	93	32-61	1988, 2016	144	49-95	1988
43	12-31	2016	94	32-62	1988	145	49-96	1988
44	12-32	2016	95	33-62	1988, 2016	146	50-96	1988
45	12-33	2016	96	33-63	2016	147	51-96	1988
46	12-34	2016	97	33-64	2016	148	52-96	1988
47	13-34	2016	98	33-65	2016	149	52-97	1988
48	14-34	2016	99	33-66	2016	150	52-98	1988
49	14-35	2016	100	34-66	2016	151	52-99	1988
50	15-35	2016	101	35-66	1988, 2016	152	52-100	1988
51	15-36	2016	102	35-67	1988, 2016	153	52-101	1988
52	16-36	2016	103	35-68	1988	154	52-102	1988
53	16-37	2016	104	35-69	1988	155	52-103	1988
54	16-38	2016	105	35-70	1988	156	53-103	1988
55	16-39	2016	106	35-71	1988	157	53-104	1988
56	16-40	2016	107	36-71	1988	158	53-105	1988
57	16-41	2016	108	37-71	1988	159	54-105	1988
58	16-42	2016	109	38-71	1988	160	54-106	1988
59	17-42	2016	110	38-72	1988	161	60-101	1977
60	18-42	2016	111	38-73	1988	162	61-101	1977

BRAVES ATTENDANCE RECORDS

TEN LARGEST ATLANTA REGULAR-SEASON HOME CROWDS

Date	Attendance	Opponent	Score
1. October 2, 2010	54,296xC	Philadelphia Phillies	0-7
2. July 21, 2007	53,953x	St. Louis Cardinals	14-6
3. July 28, 2006	53,943x	New York Mets	4-6
4. April 8, 1974	53,775*	Los Angeles Dodgers	7-4
5. April 5, 2010	53,081x	Chicago Cubs	16-5
6. October 3, 2010	52,613x	Philadelphia Phillies	8-7
7. July 4, 2005	52,274x	Chicago Cubs	4-0
8. August 9, 1966	52,270*	Los Angeles Dodgers	2-1
9. September 28, 2012	51,910x	New York Mets	1-3
10. July 3, 2004	51,831x	Boston Red Sox	1-6

x-Tickets Sold; *-at Fulton County Stadium; C-"Bobby Cox" Day

TEN SMALLEST ATLANTA REGULAR-SEASON HOME CROWDS

Date	Attendance	Opponent	Score
1. Sept. 8, 1975	737	Houston	6-9
2. Sept. 6, 1977	877	San Francisco	2-12
3. Sept. 14, 1976	970	Houston	3-4, 4-3
4. Sept. 24, 1974	1,045	San Francisco	7-6
5. Sept. 4, 1975	1,062	San Diego	2-1
6. Sept. 3, 1975	1,119	San Diego	9-10
7. Sept. 15, 1976	1,145	Houston	3-4
8. Sept. 5, 1978	1,192	San Diego	8-1
9. Sept. 28, 1976	1,306	San Francisco	1-4
10. Sept. 17, 1973	1,362	San Diego	7-0

HIGHEST BRAVES HOME ATTENDANCE VS. ALL CLUBS

Club	Date	Attendance	Score	Club	Date	Attendance	Score
Arizona	7/16/2003	49,127x	10-6	Baltimore	7/14/2001	50,069x	1-4
Chicago (NL)	4/5/2010	53,081x	16-5	Boston	7/3/2004	51,831x	1-6
Cincinnati	7/4/1977	50,595	5-4	Chicago (AL)	6/22/2002	47,276x	15-2
Colorado	8/4/2007	50,647x	6-4	Cleveland	6/19/2004	41,987x	4-0
Florida/Miami	9/24/2005	51,775x	6-1	Detroit	10/2/2016	51,220x	1-0
Houston	5/24/1994	49,402x	0-8	Kansas City	6/19/2010	39,109x	5-4
Los Angeles	4/8/1974	53,775	7-4	Los Angeles (AL)	6/14/2014	48,559x	6-11 (13)
Milwaukee	4/13/2012	50,635x	10-8	Minnesota	5/21/2013	28,663x	5-4 (10)
Mon./Wash.	7/27/1994	49,333x	4-1	New York (AL)	8/29/2015	49,243	1-3
New York (NL)	7/28/2006	53,943x	5-2	Oakland	8/16/2014	40,760x	4-3
Philadelphia	10/2/2010	54,296x	0-7	Seattle	6/21/08	47,158x	5-4
Pittsburgh	4/12/1966	50,671	2-3	Tampa Bay	6/7/1999	36,731x	9-5
St. Louis	7/21/2007	53,953x	14-6	Texas	6/18/2011	44,600x	4-5 (10)
San Diego	5/20/2000	49,653x	10-6	Toronto	6/27/1998	48,338x	2-0
San Francisco	6/22/1996	49,365x	6-0				

x-Tickets Sold

ATLANTA BRAVES YEAR-BY-YEAR ATTENDANCE

HOME				ROAD		
Year	Attendance	Dates	Average	Attendance	Dates	Average
1966	1,539,801	76	20,260	1,398,368	77	18,160
1967	1,389,222	80	17,365	1,226,510	72	17,035
1968	1,126,540	80	14,081	1,121,620	72	15,578
1969	1,458,320	74	19,707	1,346,487	74	18,196
1970	1,078,848	74	14,579	1,352,365	74	18,275
1971	1,006,320	76	13,241	1,456,512	75	19,420
1972	752,973	68	11,073	1,396,486	71	19,669
1973	800,655	68	11,774	1,546,201	77	20,081
1974	981,085	75	13,081	1,685,587	76	22,179
1975	534,672	73	7,324	1,375,545	77	17,862
1976	818,179	71	11,524	1,197,982	75	15,973
1977	872,464	80	10,906	1,383,686	76	18,206
1978	904,494	75	12,060	1,594,956	76	20,986
1979	769,465	75	10,260	1,636,611	76	21,534
1980	1,048,411	77	13,616	1,544,747	78	19,804
1981*	535,418	49	10,297	1,152,852	56	20,587
1982	1,801,985	78	23,102	1,985,595	79	25,134
1983	2,119,935	77	27,532	1,855,533	78	23,789
1984	1,724,892	79	21,834	1,635,406	77	21,239
1985	1,350,137	79	17,090	1,658,044	79	20,988
1986	1,387,181	80	17,340	1,840,076	79	23,292
1987	1,217,402	80	15,218	1,911,559	79	24,197
1988	848,089	76	11,159	1,819,007	77	23,623
1989	984,930	77	12,791	1,936,802	78	24,831
1990	980,129	76	12,896	1,854,478	78	23,775
1991	2,140,217	79	27,091	1,927,285	80	24,091
1992	3,077,400	80	38,468	2,130,793	79	26,972
1993	3,884,720#	81	47,960	2,944,157	81	36,348
1994*	2,539,240	54	47,023	2,201,468	57	38,622
1995*	2,561,831	72	35,581	2,021,878	72	28,082
1996	2,901,242	81	35,818	2,417,089	81	30,596
1997	3,464,488	81	42,771	2,353,270	80	29,416
1998	3,361,350	81	41,498	2,699,383	81	33,326
1999	3,284,897	81	40,554	2,479,058	81	30,988
2000	3,234,301	81	39,930	2,533,903	81	31,674
2001	2,823,494	81	34,858	2,303,545	80	28,794
2002	2,603,482	81	32,142	2,121,286	79	26,852
2003	2,401,084	79	30,393	2,293,054	81	28,309
2004	2,322,565	79	29,400	2,400,007	80	30,000
2005	2,521,527	80	31,519	2,653,372	81	32,758
2006	2,550,524	80	31,882	2,412,534	79	30,538
2007	2,745,210	81	33,891	2,739,674	81	33,823
2008	2,532,834	81	31,270	2,694,281	79	34,105
2009	2,373,631	81	29,304	2,560,615	81	31,613
2010	2,510,119	81	30,989	2,527,550	81	31,204
2011	2,372,940	79	30,037	2,487,412	80	31,093
2012	2,420,171	81	29,879	2,586,832	81	31,936
2013	2,548,679	81	31,465	2,498,497	81	30,846
2014	2,354,305	81	29,065	2,495,133	81	25,025
2015	2,001,392	80	25,017	2,405,662	81	29,700
2016	2,020,914	81	24,950	2,242,131	80	28,027
2017	2,505,252	81	30,929	2,309,180	79	29,230
2018	2,555,781	81	31,553	2,253,950	81	27,827
2019	2,655,100	81	32,779	2,306,381	80	28,830
2020†	-	28	-	-	29	-
2021	2,300,247	78	29,490	1,401,517	78	17,968
2022	3,129,931	81	38,641	2,257,309	80	28,216
2023	3,191,505	81	39,401	2,369,280	79	29,991
2024	3,011,755	80	37,647	2,526,928	81	31,197
Totals	116,996,779	4,485	26,086	117,606,925	4,502	26,123

Note: Since 1993, totals are tickets sold;

* Strike Season; † No attendance due to COVID-19 pandemic

Franchise record



ATLANTA DETAILED ATTENDANCE HIGHS

Category	Date	Attendance	Opponent	Score
Season	1993	3,884,720*x	----	----
Game (Truist Park)	August 17, 2019	43,619	Los Angeles (N)	4-3
Game (Turner Field)	October 2, 2010	54,296x	Philadelphia	0-7
Game (Atlanta-Fulton County)	April 8, 1974	53,775	Los Angeles	7-4
Day Game	October 2, 2010	54,296x	Philadelphia	0-7
Night Game	July 21, 2007	53,953x	St. Louis	14-6
Day Doubleheader	July 18, 1971	46,489	San Francisco	4-5, 4-2
Tw-Night Doubleheader	July 4, 1972	50,597	Chicago Cubs	5-3, 3-3
Opening Day	April 5, 2010	53,081x	Chicago Cubs	16-5
Opening Night	April 8, 1974	53,775	Los Angeles	7-4
Four-Game Series	July 18-21, 1997	196,211x	Los Angeles	----
Three-Game Series	October 1-3, 2010	158,048x	Philadelphia	----
Two-Game Series	June 24-25, 1998	98,032x	New York (A)	----
World Series Game	Oct. 23 & 24, 1996	51,881x	New York (A)	6-8, 0-1
Championship Series Game	Oct. 10, 1982	52,173	St. Louis	2-6
Division Series Game	October 5, 2003	54,357x	Chicago	1-5
Wild Card Game	October 5, 2012	52,631x	St. Louis	3-6
All-Star Game	July 25, 1972	53,107	----	NL 4, AL 3
vs. One Club, Season	1983	409,137#	Los Angeles	----
Memorial Day	May 31, 1993	45,850x	San Diego	2-1
Independence Day	July 4, 2005	52,274x	Chicago Cubs	4-0
Labor Day	September 6, 1999	41,678	St. Louis	4-1
Weeknight	April 8, 1974, (Monday)	53,775	Los Angeles	7-4
Saturday	October 2, 2010	54,296x	Philadelphia	0-7
Sunday	October 3, 2010	52,613x	Philadelphia	8-7

* 81 dates; # 9 dates; x Tickets Sold



A Truist Park record 43,619 fans watch the Braves beat the Dodgers, 4-3, on Aug. 17, 2019.

ATLANTA-FULTON COUNTY STADIUM (1966-96)

Atlanta-Fulton County Stadium was home to the Braves from the 1966 season through the 1996 season. The club broke ground on April 15, 1964, and the first game was played on April 9, 1965, when Milwaukee defeated Detroit, 6-3, in an exhibition game before the 1965 regular season. The first regular-season game was played April 12, 1966, vs. Pittsburgh, and the final regular-season contest was played September 23, 1996, vs. Montreal. The final game took place on October 24, 1996, when New York defeated Atlanta, 1-0, in Game 5 of the World Series. The approximate cost of the stadium was \$18 million. The park was completed in 20 months, eight for design and 12 for construction. The architects were two Atlanta firms: Heery and Heery and Finch, Alexander, Barnes, Rothschild and Paschal. The general contractor was the Thompson and Street Company of Charlotte, NC, and Atlanta. The stadium dimensions were 330' down each line, 402' in centerfield and 385' to the power alleys. The stadium wall was 10' and the ballpark had a capacity of 52,769 for baseball. The stadium was also used by the NFL's Atlanta Falcons until the club moved into the Georgia Dome in 1992 and was used as the baseball venue for the 1996 Olympic Games.

FULTON COUNTY HOME RUNS

UPPER LEVEL HOMERS

Date	Player, Club	Pitcher, Club
6/10/69	Willie Smith, CHI	Ron Reed, ATL
6/22/69	Willie McCovey, SF	Gary Neibauer, ATL
4/13/70	Hank Aaron, ATL	Frank Reberger, SF
9/10/71	Earl Williams, ATL	Gaylord Perry, SF

CLUB LEVEL HOMERS

6/20/66	Joe Torre, ATL	Chris Short, PHI
9/7/68	Jim Wynn, HOU	Phil Niekro, ATL
9/11/69	Willie McCovey, SF	Ron Reed, ATL
8/21/73	Mike Lum, ATL	Rick Wise, PHI
8/20/80	Cliff Johnson, CHI	Larry McWilliams, ATL
8/30/90	Ron Gant, ATL	Omar Olivares, STL
7/29/92	Jeff Bagwell, HOU	Tom Glavine, ATL
5/10/94	Pete Incaviglia, PHI	Steve Bedrosian, ATL
8/10/96	Fred McGriff, ATL	Curtis Leskanic, COL

ATLANTA-FULTON COUNTY STADIUM FIRSTS

Ground Breaking: April 15, 1964
Construction Finished: April 9, 1965
First Game: April 12, 1966
First Batter: Matty Alou, Pittsburgh
First Hit: Gene Alley, Pittsburgh
First Home Run: Joe Torre, Atlanta
First Braves Batter: Felipe Alou
First Hit by a Brave: Rico Carty
First Braves Stolen Base: Hank Aaron
First Braves Error: Denis Menke

ATLANTA-FULTON COUNTY STADIUM LASTS*

Last Game: September 23, 1996
Atlanta 3 - Montreal 1
Attendance: 49,083 TOG: 2:22
Last Batter: Moises Alou, Montreal
Last Hit: David Segui, Montreal
Last Hit by a Brave: Ryan Klesko
Last Stolen Base: Luis Polonia, Atlanta
Last Braves Error: Jermaine Dye, 9/22/96
Last HR by a Brave: Marquis Grissom, 9/22/96
Winning Pitcher: Greg Maddux

*Last regular-season game



A look down at Atlanta-Fulton County Stadium. Photo by Joe Sebo

TURNER FIELD (1997–2016)

Originally built to serve as the heart of the 1996 Summer Olympics, Turner Field became the home of the Braves in 1997. The team played there through the 2016 season, going 951-667 (.588) in the regular season at the park, while winning 10 NL East titles. The park sits between Ralph David Abernathy Boulevard to the north, Hank Aaron Drive to the east, Bill Lucas Drive to the south and Pollard Boulevard to the west. The \$209-million stadium began construction in 1993 and opened three years later as Centennial Olympic Stadium. The 85,000-seat structure served as the centerpiece of the 1996 Summer Olympics, housing the opening and closing ceremonies, along with track and field events. After the completion of the Paralympic Games in August, the stadium was retrofitted into a baseball-only, open-air, natural grass facility over the course of seven months from September until April of 1997. Much of the north end of the stadium was taken out to install the outfield walls, while Entry Plaza, the main entrance to Turner Field, was built after 35,000 seats and part of the track-and-field complex were removed. The Braves played their first game at Turner Field on April 4, 1997, beating the Chicago Cubs, 5-4. The club drew 3,464,488 fans in their first season, the second-highest single-season total in franchise history. Over their 20 seasons at the ballpark, the Braves welcomed 52,439,513 regular season fans to Turner Field, while surpassing two million fans in every year. The Braves beat the Detroit Tigers, 1-0, in Turner Field's final game on October 2, 2016. The club moved their offices out of the ballpark in December of that year, with Georgia State University taking control after purchasing the stadium for \$22.8 million.



TURNER FIELD FIRSTS

First Game: April 4, 1997 vs. Chicago Cubs
Attendance: 45,044 (first sellout)
TOG: 2:54 **Score:** 5-4, Braves
WP: Brad Clontz **LP:** Terry Adams
Save: Mark Wohlers
First Pitch: by Denny Neagle, 7:47 p.m.
First Batter: Brian McRae, Chicago
First Braves Batter: Kenny Lofton
First Hit: Chipper Jones (single)
First Double: Javy Lopez
First Triple: Brian McRae, Chicago
First Home Run: Michael Tucker
First RBI: Michael Tucker
First Run Scored: Michael Tucker
First Braves Stolen Base: Chipper Jones
First Braves Error: Fred McGriff
First Strikeout: Mark Lemke
First Walk: Chipper Jones
First Intentional Walk: Sammy Sosa, Chicago

TURNER FIELD LASTS

Last Game: October 2, 2016 vs. Detroit Tigers
Attendance: 51,220 (last sellout)
TOG: 2:47 **Score:** 1-0, Braves
WP: Julio Teheran **LP:** Justin Verlander
Save: Jim Johnson
Last Pitch: by Jim Johnson, 6:00 p.m.
Last Batter: Justin Upton, Detroit (strikeout)
Last Braves Batter: Freddie Freeman (strikeout)
Last Hit: Miguel Cabrera, Detroit (single)
Last Braves Hit: Adonis Garcia (single)
Last Double: Jose Iglesias, Detroit
Last Triple: Rio Ruiz (September 28)
Last Home Run: Justin Upton, Detroit (October 1)
Last RBI: Freddie Freeman
Last Run Scored: Ender Inciarte
Last Stolen Base: Adonis Garcia
Last Error: James McCann, Detroit
Last Strikeout: Justin Upton
Last Walk: Nick Markakis
Last Intentional Walk: Nick Markakis

ATLANTA BRAVES OPENING DAY RESULTS

FULTON COUNTY STADIUM ERA

Year	Date	Home/ Away	Opponent	Result	Pitchers of Record	
					Braves	Opponent
1966	4/12	H	Pittsburgh	L, 2-3 (13)	Cloninger	Schwall
1967	4/11	A	Houston	L, 1-6	Kelley	Cuellar
	4/13	H*	San Francisco	L, 0-2	Cloninger	Perry
	4/10	A	St. Louis	L, 1-2	Jarvis	Washburn
1968	4/12	H*	Cincinnati	W, 4-3	Niekro	Tsitouris
	4/7	H	San Francisco	W, 5-4	Stone	Linzy
1969	4/7	A	San Diego	L, 3-8	Niekro	Dobson
1970	4/13	H*	San Francisco	W, 9-3	Jarvis	Reberger
	4/5	A	Cincinnati	W, 7-4	Upshaw	Granger
1971	4/9	H*	Pittsburgh	L, 2-8	Jarvis	Moose
	4/15	A	San Diego	L, 5-6	Niekro	Kirby
	4/17	H*	Los Angeles	L, 3-8	Stone	Singer
1972	4/6	H	Houston	L, 1-2 (13)	Upshaw	Gladding
1973	4/4	A	Cincinnati	L, 6-7 (11)	Capra	C. Carroll
	4/8	H*	Los Angeles	W, 7-4	Reed	Downing
	4/7	A	Houston	L, 2-6	Niekro	Dierker
1974	4/15	H*	Houston	W, 6-1	Niekro	Richard
	4/9	A	San Diego	L, 2-8	Morton	Jones
1975	4/13	H*	Cincinnati	L, 1-6	Torrealba	Norman
	4/8	A	Houston	L, 2-3 (11)	Johnson	Forsch
	4/15	H*	Houston	W, 4-3	Ruthven	Lemongello
1976	4/7	H	Los Angeles	L, 4-13	Niekro	Sutton
1977	4/6	A	Houston	L, 1-2	Niekro	Richard
	4/9	H*	Cincinnati	L, 4-9	M. Mahler	Seaver
	4/9	A	Cincinnati	L, 0-9	Niekro	Pastore
1978	4/17	H*	Cincinnati	L, 1-4	Niekro	Pastore
	4/10	H	Cincinnati	W, 5-3	Garber	Soto
1979	4/6	A	San Diego	W, 1-0	R. Mahler	Eichelberger
	4/9	H*	Houston	W, 6-2	Boggs	Sutton
	4/4	A	Cincinnati	L, 4-5	Bedrosian	Soto
1980	4/8	H*	San Diego	W, 4-2	Bedrosian	Chiffer
	4/3	H	Philadelphia	L, 0-5	Barker	Carlton
	4/9	A	Philadelphia	W, 6-0	R. Mahler	Carlton
1981	4/12	H*	San Diego	L, 3-7	Camp	Hawkins
	4/8	H	Montreal	W, 6-0	R. Mahler	B. Smith
1982	4/7	H	Philadelphia	W, 6-0	R. Mahler	Rawley
1983	4/5	H	Chicago	L, 9-10 (13)	Acker	Bielecki
1984	4/4	A	Houston	L, 3-10	Z. Smith	Scott
	4/7	H	Los Angeles	W, 6-1	Glavine	Valenzuela
	4/11	H	San Francisco	L, 0-8	Glavine	Reuschel
1985	4/10	H	Los Angeles	L, 4-6	Smoltz	Belcher
1986	4/7	A	Houston	W, 2-0	Glavine	Harnisch
	4/9	H*	San Francisco	L, 4-11	Leibrandt	Burba
	4/5	A	Chicago	W, 1-0	Maddux	Morgan
1987	4/8	H*	Los Angeles	W, 6-1	Glavine	Candiotti
	4/4	A	San Diego	W, 4-1	Maddux	Benes
	4/12	H*	San Francisco	L, 5-7	Smoltz	Frey
1988	4/26	H	San Francisco	W, 12-5	Maddux	Mulholland
1989	4/1	H	San Francisco	W, 10-8	Maddux	Leiter

TURNER FIELD ERA

Year	Date	Home/ Away	Opponent	Result	Pitchers of Record	
					Braves	Opponent
1997	4/1	A	Houston	L, 1-2	Smoltz	Reynolds
	4/4	H**	Chicago	W, 5-4	Clontz	Adams
1998	3/31	H	Milwaukee	W, 2-1	Ligtenberg	Wickman
1999	4/5	H	Philadelphia	L, 4-7	Glavine	Schilling
2000	4/3	H	Colorado	W, 2-0	Maddux	Astacio
2001	4/2	A	Cincinnati	W, 10-4	Valdes	Reyes
	4/3	H*	New York	L, 4-6 (10)	Ligtenberg	Cook
2002	4/1	H	Philadelphia	W, 7-2	Glavine	Person
2003	3/31	H	Montreal	L, 2-10	Maddux	Armas
2004	4/6	H	New York	L, 2-7	Ortiz	Glavine
2005	4/5	A	Florida	L, 0-9	Smoltz	Beckett
	4/8	H*	New York	W, 3-1	Thomson	Zambrano
2006	4/3	A	Los Angeles	W, 11-10	Villarreal	Lowe
	4/10	H*	Philadelphia	W, 5-3	Villarreal	Franklin
2007	4/2	A	Philadelphia	W, 5-3 (10)	Wickman	Madson
	4/6	H*	New York	L, 1-11	Redman	Pérez
2008	3/30	A***	Washington	L, 2-3	Rauch	Moylan
	3/31	H*	Pittsburgh	L, 11-12 (12)	Osoria	Boyer
2009	4/5	A	Philadelphia	W, 4-1	Lowe	Myers
	4/10	H*	Washington	W, 6-5 (10)	Campillo	Beimel
2010	4/5	H	Chicago	W, 16-5	Lowe	Zambrano
2011	3/31	A	Washington	W, 2-0	Lowe	Hernandez
	4/8	H*	Philadelphia	W, 6-3	Hudson	Lee
2012	4/5	A	New York	L, 0-1	Santana	Hanson
	4/13	H*	Milwaukee	W, 10-8	Venters	F. Rodriguez
2013	4/1	H	Philadelphia	W, 7-5	Avilan	Hamels
2014	3/31	A	Milwaukee	L, 0-2	Teheran	Gallardo
	4/8	H*	New York	L, 0-4	Harang	Colon
2015	4/6	A	Miami	W, 2-1	Teheran	Alvarez
	4/10	H*	New York	W, 5-3	Johnson	Montero
2016	4/4	H	Atlanta	L, 4-3 (10)	Treinen	O'Flaherty

*Home opener;

First regular-season game played at Turner Field; *First regular-season game played at Nationals Park

TRUIST PARK ERA

Year	Date	Home/ Away	Opponent	Result	Pitchers of Record	
					Braves	Opponent
2017	4/3	A	New York (NL)	L, 6-0	Krol	Robles
	4/14	H****	San Diego	W, 5-2	Teheran	Chacin
2018	3/29	H	Philadelphia	W, 8-5	Vizcaino	Neris
2019	3/28	A	Philadelphia	L, 10-4	Teheran	Nola
	4/1	H*	Chicago (NL)	W, 8-0	Parsons	Hendricks
2020	7/24	A	New York (NL)	L, 1-0	Martin	Lugo
	7/29	H*	Tampa Bay	W, 7-4	O'Day	Drake
2021	4/1	A	Philadelphia	L, 2-3 (10)	Jones	Brogdon
	4/9	H*	Philadelphia	W, 8-1	Morton	Wheeler
2022	4/7	H	Cincinnati	L, 6-4	Fried	Mahle
2023	3/30	A	Washington	W, 7-2	Luetge	Corbin
	4/6	H*	San Diego	W, 7-6	Minter	Crismatt
2024	3/29	A	Philadelphia	W, 9-3	Johnson	Alvarado
	4/5	H*	Arizona	W, 6-5 (10)	Johnson	McGough

****First regular-season game at Truist Park

ATLANTA'S OPENING DAY LINEUPS

1966

Alou, cf
Mathews, 3b
Aaron, rf
Carty, lf
Torre, c
Menke, ss
Thomas, 1b
Bolling, 2b
Cloninger, p

1967

Menke, ss
Alou, 1b
Aaron, rf
Torre, c
Carty, lf
Jones, cf
Boyer, 3b
Woodward, 2b
Lemaster, p

1968

Alou, cf
Jackson, ss
Aaron, rf
Torre, c
Boyer, 3b
Johnson, 1b
Lum, lf
Millan, 2b
Jarvis, p

1969

Alou, cf
Millan, 2b
Aaron, rf
Cepeda, 1b
Francona, lf
Boyer, 3b
Tillman, c
Jackson, ss
Jarvis, p

1970

Jackson, ss
Millan, 2b
Aaron, rf
Carty, lf
Cepeda, 1b
Gonzales, cf
Boyer, 3b
Didier, c
Niekro, p

1971

Jackson, cf
Garr, lf
Aaron, rf
Cepeda, 1b
King, c
Millan, 2b
Boyer, 3b
Pérez, ss
Niekro, p

1972

Millan, 2b
Garr, lf
Aaron, rf
Cepeda, 1b
Williams, c
Lum, cf
Evans, 3b
Pérez, ss
Niekro, p

1973

Garr, lf
Gilbreath, 3b
Aaron, rf
Baker, cf
Evans, 1b
Johnson, 2b
Oates, c
Pérez, ss
Gentry, p

1974

Garr, rf
Lum, 1b
Evans, 3b
Aaron, lf
Baker, cf
Johnson, 2b
Oates, c
Robinson, ss
Morton, p

1975

Garr, lf
Pérez, 2b
Evans, 3b
Lum, 1b
Baker, lf
Office, cf
Correll, c
Blanks, ss
Niekro, p

1976

Office, cf
Royster, 3b
Evans, 1b
Wynn, lf
Paciorek, rf
Lacy, 2b
Pocoroba, c
Chaney, ss
Morton, p

1977

Office, cf
Royster, 3b
Montanez, 1b
Burroughs, rf
Mathews, lf
Pocoroba, c
Gilbreath, 2b
Rickett, ss
Messersmith, p

1978

Royster, 2b
Office, cf
Mathews, rf
Burroughs, lf
Pocoroba, c
Murphy, 1b
Bonnell, 3b
Rickett, ss
Niekro, p

1979

Bonnell, cf
Mathews, rf
Horne, 3b
Burroughs, lf
Lum, 1b
Murphy, c
Hubbard, 2b
Frias, ss
Niekro, p

1980

Miller, cf
Royster, 2b
Mathews, rf
Horne, 3b
Chambliss, 1b
Murphy, lf
Linares, lf
Pocoroba, c
Gomez, ss
Niekro, p

1981

Washington, rf
Hubbard, 2b
Horne, 3b
Chambliss, 1b
Murphy, cf
Linares, lf
Benedict, c
Ramirez, ss
Boggs, p

1982

Butler, cf
Hubbard, 2b
Washington, rf
Horne, 3b
Murphy, lf
Chambliss, 1b
Benedict, c
Ramirez, ss
Mahler, p

1983

Butler, cf
Ramirez, ss
Washington, rf
Murphy, lf
Horne, 3b
Chambliss, 1b
Hubbard, 2b
Benedict, c
Niekro, p

1984

Washington, rf
Royster, lf
Murphy, cf
Horne, 3b
Watson, 1b
Ramirez, ss
Hubbard, 2b
Benedict, c
Barker, p

1985

Ramirez, ss
Harper, rf
Kominick, lf
Murphy, cf
Horne, 3b
Chambliss, 1b
Cerone, c
Hubbard, 2b
Mahler, p

1986

Washington, rf
Ramirez, ss
Murphy, cf
Horne, 1b
Harper, lf
Virgil, c
Oberkfell, 3b
Hubbard, 2b
Mahler, p

1987

James, cf
Thomas, ss
Roenicke, 1b
Murphy, rf
Griffey, lf
Virgil, c
Oberkfell, 3b
Hubbard, 2b
Mahler, p

1988

James, cf
Garcia, 2b
Perry, 1b
Murphy, rf
Griffey, lf
Virgil, c
Oberkfell, 3b
Thomas, ss
Mahler, p

1989

L. Smith, lf
Gregg, rf
Perry, 1b
Murphy, cf
Davis, c
Gant, 3b
Thomas, ss
Blauser, 2b
Z. Smith, p

1990

McDowell, cf
Treadway, 2b
Gregg, lf
Esasky, 1b
Murphy, rf
Whitt, c
Presley, 3b
Blauser, ss
Glavine, p

1991

Sanders, lf
Treadway, 2b
Gant, cf
Justice, rf
Bream, 1b
Pendleton, 3b
Heath, c
Belliard, ss
Smoltz, p

1992

Sanders, cf
Pendleton, 3b
Gant, lf
Justice, rf
Bream, 1b
Blauser, 2b
Olson, c
Belliard, ss
Glavine, p

1993

Nixon, cf
Blauser, ss
Gant, lf
Pendleton, 3b
Justice, rf
Bream, 1b
Berryhill, c
Lemke, 2b
Maddux, p

1994

Sanders, cf
Blauser, ss
Klesko, lf
McGriff, 1b
Justice, rf
Pendleton, 3b
Lopez, c
Lemke, 2b
Maddux, p

1995

Grissom, cf
Blauser, ss
Jones, 3b
McGriff, 1b
Justice, rf
Lopez, c
Kelly, lf
Lemke, 2b
Maddux, p

1996

Grissom, cf
Blauser, ss
Justice, rf
McGriff, 1b
Klesko, lf
Lopez, c
Lemke, 2b
Mordecai, 3b
Maddux, p

1997

Lofton, cf
Lemke, 2b
C. Jones, 3b
McGriff, 1b
Klesko, lf
Tucker, rf
Lopez, c
Blauser, ss
Smoltz, p

1998

Weiss, ss
Graffanino, 2b
C. Jones, 3b
Galarraaga, 1b
Klesko, lf
Tucker, rf
E. Pérez, c
A. Jones, cf
Maddux, p

1999

Nixon, lf
Boone, 2b
C. Jones, 3b
Jordan, rf
Lopez, c
Klesko, 1b
A. Jones, cf
Weiss, ss
Glavine, p

2000

Veras, 2b
Sanders, lf
C. Jones, 3b
Jordan, rf
Galarraaga, 1b
A. Jones, cf
Pérez, c
Weiss, ss
Maddux, p

2001

Furcal, ss
Veras, 2b
A. Jones, cf
C. Jones, 3b
Surhoff, lf
Jordan, rf
Lopez, c
Brogna, 1b
Burkett, p

2002

Furcal, ss
A. Jones, cf
C. Jones, lf
Sheffield, rf
Castilla, 3b
Surhoff, 1b
Lopez, c
Giles, 2b
Glavine, p

2003

Furcal, ss
Fick, 1b
Sheffield, rf
C. Jones, lf
A. Jones, cf
Giles, 2b
Castilla, 3b
Blanco, c
Maddux, p

2004

Furcal, ss
Giles, 2b
C. Jones, lf
A. Jones, cf
Drew, rf
Franco, 1b
Estrada, c
DeRosa, 3b
Ortiz, p

2005

Furcal, ss
Giles, 2b
C. Jones, 3b
A. Jones, cf
LaRoche, 1b
Estrada, c
Mondesi, rf
Jordan, lf
Smoltz, p

2006

Giles, 2b
Renteria, ss
C. Jones, 3b
A. Jones, cf
LaRoche, 1b
Francoeur, rf
McCann, c
Langerhans, lf
Hudson, p

2007

Johnson, 2b
Renteria, ss
C. Jones, 3b
A. Jones, cf
McCann, c
Francoeur, rf
Thorman, lf
Langerhans, lf
Smoltz, p

2008

Johnson, 2b
Escobar, ss
C. Jones, 3b
Teixeira, 1b
Francoeur, rf
McCann, c
Diaz, lf
Kotsay, cf
Hudson, p

2015

Young, Jr., cf
Peterson, 2b
Markakis, rf
Freeman, 1b
Bethancourt, c
K.Johnson, lf
Callaspo, 3b
Simmons, ss
Teheran, p

2022

Rosario, rf
Olson, 1b
Riley, 3b
Ozuna, lf
Albies, 2b
Duvall, cf
d'Arnaud, c
Dickerson, dh
Swanson, ss

Fried, p

2009

Johnson, 2b
Escobar, ss
C. Jones, 3b
McCann, c
Anderson, lf
Francoeur, rf
Kotchman, 1b
Schafer, cf
Lowe, p

2016

Inciarte, cf
Aybar, ss
Freeman, 1b
Garcia, 3b
Markakis, rf
Olivera, lf
Pierzynski, c
Peterson, 2b
Teheran, p

2023

Acuña Jr., rf
Olson, 1b
Riley, 3b
Albies, 2b
Murphy, c
Ozuna, lf
Harris II, cf
d'Arnaud, dh
Arcia, ss

Fried, p

2010

Cabrera, lf
Prado, 2b
C. Jones, 3b
McCann, c
Glaus, 1b
Escobar, ss
Heyward, rf
McLouth, cf
Lowe, p

2017

Inciarte, cf
Swanson, ss
Freeman, 1b
Kemp, lf
Markakis, rf
Phillips, 2b
Garcia, 3b
Flowers, c
Teheran, p

2024

Acuña Jr., rf
Albies, 2b
Riley, 3b
Olson, 1b
Ozuna, dh
Harris II, cf
Murphy, c
Arcia, ss
Kelenic, lf

Strider, p

2011

Prado, lf
McLouth, cf
C. Jones, 3b
McCann, c
Uggla, 2b
Heyward, rf
Gonzalez, ss
Freeman, 1b
Lowe, p

2018

Inciarte, cf
Albies, 2b
Freeman, 1b
Markakis, rf
Flowers, c
Tucker, lf
Swanson, ss
Flaherty, 3b
Teheran, p

2012

Bourn, cf
Prado, 3b
McCann, c
Uggla, 2b
Freeman, 1b
Diaz, lf
Heyward, rf
Pastornicky, ss
Hanson, p

2019

Inciarte, cf
Donaldson, 3b
Freeman, 1b
Acuña Jr., lf
Markakis, rf
Albies, 2b
McCann, c
Swanson, ss
Teheran, p

2013

Simmons, ss
Heyward, rf
J. Upton, lf
Freeman, 1b
B. Upton, cf
Uggla, 2b
C. Johnson, 3b
Laird, c
Hudson, p

2020

Acuña Jr., rf
Albies, 2b
Freeman, 1b
Ozuna, lf
Adams, dh
Riley, 3b
Swanson, ss
Inciarte, cf
Jackson, c

Soroka, p

2014

Heyward, rf
B. Upton, cf
Freeman, 1b
C. Johnson, 3b
J. Upton, lf
Uggla, 2b
Gattis, c
Simmons, ss
Teheran, p

2021

Acuña Jr., rf
Albies, 2b
Freeman, 1b
Ozuna, lf
d'Arnaud, c
Swanson, ss
Riley, 3b
Pache, cf
Fried, p

ATLANTA'S OPENING DAY RECORDS

HOME RUNS

The Braves have hit 58 home runs on Opening Day since the club moved to Atlanta in 1966. Five players (Dale Murphy, Fred McGriff, Andruw Jones, Brian McCann, and Freddie Freeman) hold the Atlanta-era record with three career homers in openers, while Joe Torre, McGriff and Edgar Renteria are the only Atlanta Braves with a multi-homer game on Opening Day. In 2018, Nick Markakis hit the only game-ending home run on Opening Day in Atlanta franchise history, driving a 1-1, ninth-inning pitch out to right field to give the Braves an 8-5 win.

April 12, 1966 vs. Pittsburgh

Joe Torre (2)

April 11, 1967 at Houston

Clete Boyer

April 7, 1970 at San Diego

Orlando Cepeda

April 4, 1974 at Cincinnati

Hank Aaron

April 8, 1977 at Houston

Jeff Burroughs

April 7, 1978 vs. Los Angeles

Rowland Office

Dale Murphy

Jerry Royster

April 10, 1981 vs. Cincinnati

Dale Murphy

April 4, 1983 at Cincinnati

Chris Chambliss

April 8, 1986 vs. Montreal

Dale Murphy

April 5, 1988 vs. Chicago

Ozzie Virgil

Gerald Perry

Ken Oberkfell

Andres Thomas

April 4, 1989 at Houston

Ron Gant

Tommy Gregg

April 10, 1991 vs. Los Angeles

David Justice

April 4, 1994 at San Diego

Deion Sanders

Ryan Klesko

April 26, 1995 vs. San Francisco

Fred McGriff (2)

David Justice

April 1, 1996 vs. San Francisco

Ryan Klesko

Jeff Blauser

Fred McGriff

Mark Lemke

Jerome Walton

April 1, 1997 at Houston

Chipper Jones

April 5, 1999 vs. Philadelphia

Brian Jordan

April 3, 2000 vs. Colorado

Andres Galarraga

Andruw Jones

April 2, 2001 at Cincinnati

Andruw Jones

Rafael Furcal

April 1, 2002 vs. Philadelphia

Vinny Castilla

Gary Sheffield

April 6, 2004 vs. New York

Marcus Giles

April 3, 2006 at Los Angeles

Andruw Jones

Adam LaRoche

Ryan Langerhans

April 2, 2007 at Philadelphia

Edgar Renteria (2)

Brian McCann

March 30, 2008 at Washington

Chipper Jones

April 5, 2009 at Philadelphia

Brian McCann

Jeff Francoeur

Jordan Schafer*

April 5, 2010 vs. Chicago

Brian McCann

Jason Heyward*

March 31, 2011 at Washington

Jason Heyward

April 1, 2013 vs. Philadelphia

Justin Upton

Freddie Freeman

Dan Uggla

April 4, 2016 vs. Washington

Freddie Freeman

Adonis Garcia

March 29, 2018 vs. Philadelphia

Freddie Freeman

Ozzie Albies

Nick Markakis^

March 28, 2019 at Philadelphia

Matt Joyce

April 1, 2021 at Philadelphia

Pablo Sandoval

April 7, 2022 vs. Cincinnati

Austin Riley

*First career at-bat
^Game-ending home run

OPENING DAY HR LEADERS

Player	Opening Day HR
1. Dale Murphy	3
Fred McGriff	3
Andruw Jones	3
Brian McCann	3
Freddie Freeman	3
T6. Joe Torre	2
David Justice	2
Ryan Klesko	2
Edgar Renteria	2
Chipper Jones	2
Jason Heyward	2

MOST OPENING DAY STARTS, BY POSITION

Since the club moved to Atlanta in 1966, only Chipper Jones and Andruw Jones have made at least 10 starts on Opening Day for the Braves. Jones holds the Atlanta-era record with 13 starts at third base.

Manager Bobby Cox.....	24	Shortstop Jeff Blauser/Dansby Swanson	6
Pitcher Phil Niekro.....	8	Third Base Chipper Jones	13
Catcher Brian McCann.....	8	Left Field R. Garr, R. Klesko	4
First Base Freddie Freeman.....	11	Center Field Andruw Jones.....	10
Second Base Glenn Hubbard.....	8	Right Field Hank Aaron	8

THE LAST TIME IT HAPPENED

OFFENSIVE ODDITIES

First Major League Hit as a Home Run

Ozzie Albies, in his third game, August 3, 2017 (9th inning) vs. Los Angeles (NL), off Tony Cingrani (3rd at-bat, three-run homer)

Inside-the-Park Home Run by a Brave

Travis Demeritte, April 29, 2022 at Texas (3rd inning), off Spencer Howard

Inside-the-Park Home Run by Opponent

Yuli Gurriel, April 25, 2023 (9th inning) vs. Miami, off Jesse Chavez (solo home run)

Brave Hit for the Cycle

Eddie Rosario, September 19, 2021 at San Francisco

Grand Slam by a Brave

Michael Harris II, August 14, 2024 at San Francisco (1st inning), off Robbie Ray

Grand Slam by Opponent

J.D. Martinez, July 26, 2024 (3rd inning) at New York-NL, off Charlie Morton

Pinch-Hit Grand Slam by a Brave

Ehire Adrianza, May 21, 2021 (8th inning) vs. Pittsburgh, off Wilmer Difo

Pinch-Hit Grand Slam by Opponent

Christian Arroyo, June 16, 2021 (7th inning) vs. Boston, off A.J. Minter

Pinch-Hit Home Run by a Braves player

Kevin Pillar, May 6, 2023 (8th inning) vs. Baltimore, off Danny Coulombe

Pinch-Hit Home Run by Opponent

Spencer Horwitz, September 9, 2024 (8th inning) vs. Toronto, off Joe Jiménez

Back-to-Back Home Runs by Braves

Orlando Arcia & Sean Murphy, August 30, 2024 (3rd inning) at Philadelphia, off Ranger Suárez

Back-to-Back-to-Back Home Runs by Braves

Evan Gattis, Dan Uggla and Andrelton Simmons, April 14, 2014 (8th inning) at Philadelphia, off B.J. Rosenberg

Back-to-Back Pinch-Hit Home Runs by Braves

Keith Lockhart and Javy Lopez, May 25, 1999 (9th inning) at Milwaukee, off Bob Wickman

Home Run by Braves Pitcher

Huascar Ynoa, May 4, 2021 (6th inning) at Washington, off Tanner Rainey (grand slam)

Home Run by Opposing Pitcher

Jacob deGrom, August 23, 2019 (6th inning) at New York-NL, off Mike Foltyniewicz (solo homer)

Two-Homer Game by Braves Pitcher

Derek Lilliquist, May 1, 1990 (3rd inning and 5th inning) vs. New York (NL), off Ron Darling (both solo homers)

Two-Homer Game by Opponent Pitcher

Micah Owings, August 18, 2007 (4th inning and 6th inning) vs. Arizona, off Buddy Carlyle (both solo homers)

PITCHING PECULIARITIES

No-Hitter by Braves Pitcher

Kent Mercker, April 8, 1994 at Los Angeles (NL), 6-0

No-Hitter vs. the Braves

Cole Hamels, Jake Diekman, Ken Giles and Jonathan Papelbon, September 1, 2014 vs. Philadelphia, 7-0

Perfect Game vs. the Braves

Randy Johnson, May 18, 2004, vs. Arizona, 2-0

One-Hitter by Braves Pitcher

Julio Teheran, June 19, 2016, at New York (NL), 6-0

Braves Pitcher Allowed Four Homers in a Game

Charlie Morton, August 8, 2024 vs. Milwaukee

Consecutive Shutouts by a Braves Player

Tom Glavine, August 7, 1998 at San Francisco and August 13, 1998 at San Diego

Three Consecutive Complete Games by a Braves Player

Greg Maddux, June 27, 1998 vs. Toronto, July 2, 1998 at Tampa Bay, July 11, 1998 at Florida

MISCELLANEOUS

Braves Scored 10+ Runs in an Inning

11 runs, September 9, 2020 (2nd inning) vs. Miami

Braves' Steal of Home

Ender Inciarte, September 19, 2018 (5th inning) vs. St. Louis (on a double steal with Freddie Freeman stealing 2nd)

Opponent's Steal of Home

Chris Young, August 19, 2007 (3rd inning) vs. Arizona (on a double steal with Orlando Hudson stealing 2nd)

Triple Play by the Braves

July 25, 2034 (3rd inning), at Boston. of Michael Harris II to 1b Matt Olson to 3b Austin Riley. Batter: Tristan Casas

Triple Play vs. Braves

August 7, 2019 (3rd inning) at Minnesota. 3b Miguel Sano to 2b Jonathan Schoop to 1b C.J. Cron. Batter: Tyler Flowers

Last Braves Game to End in a Tie

August 15, 2002 vs. San Francisco, 3-3. Game called in top of 10th inning due to rain

Last Suspended Braves Game

July 21, 2021 vs. San Diego. Game suspended due to rain in the middle of the fifth inning. Game resumed on September 24. Atlanta lost, 6-5, in 7 innings

ATLANTA'S MOST RECENT TRADE

NATIONAL LEAGUE

ARIZONA DIAMONDBACKS — JUNE 7, 2022

Obtained Jacob Webb (RHP) for cash considerations.

CHICAGO CUBS — APRIL 21, 2022

Obtained Jesse Chavez (RHP) for Sean Newcomb (LHP).

CINCINNATI REDS — JULY 24, 2020

Obtained Scott Schebler (OF) for cash.

COLORADO ROCKIES — AUGUST 1, 2023

Obtained Brad Hand (LHP) for Alec Barger (P)

LOS ANGELES DODGERS — JUNE 1, 2024

Obtained Elio Campos (INF) for cash considerations

MIAMI MARLINS — JULY 30, 2021

Obtained Adam Duvall (OF) for Alex Jackson (C)

MILWAUKEE BREWERS — DECEMBER 12, 2022

As part of a three-team trade, obtained C Sean Murphy (OAK) for William Contreras (MIL), Justin Yeager (MIL), Kyle Muller (OAK), Freddy Tarnok (OAK), Manny Pina (OAK) and Royber Salinas (OAK).

NEW YORK METS — JUNE 8, 2016

Obtained minor leaguer Akeel Morris (P) for Kelly Johnson (INF/OF) and cash.

PHILADELPHIA PHILLIES — MARCH 23, 2023

Obtained Jonathan Hughes (minors) for cash considerations

PITTSBURGH PIRATES — DECEMBER 5, 2023

Obtained a player to be named later for Marco Gonzalez (P)

SAN DIEGO PADRES — DECEMBER 15, 2023

Obtained Ray Kerr (P), Matt Carpenter (INF) and cash considerations for Drew Campbell (OF).

SAN FRANCISCO GIANTS — SEPTEMBER 7, 2024

Obtained Cavan Biggio (INF) for cash considerations

ST. LOUIS CARDINALS — MAY 20, 2017

Obtained Matt Adams (INF) and cash considerations for minor leaguer Juan Yopez (INF).

WASHINGTON NATIONALS — AUGUST 1, 2022

Obtained Ehire Adrianza (INF) for minor leaguer Trey Harris (OF).

AMERICAN LEAGUE

BALTIMORE ORIOLES — DECEMBER 22, 2022

Obtained Lewin Díaz (INF) for cash considerations.

BOSTON RED SOX — MAY 9, 2024

Obtained Zack Short (INF) for cash considerations

CHICAGO WHITE SOX — DECEMBER 9, 2023

Obtained a player to be named later for Max Stassi (C) and cash considerations

CLEVELAND GUARDIANS — JULY 30, 2021

Obtained Eddie Rosario (OF) and cash for Pablo Sandoval (INF)

DETROIT TIGERS — DECEMBER 7, 2022

Obtained Joe Jimenez (RHP) for minor leaguers Justyn-Henry Malloy (OF) and Jake Higginbotham (LHP)

HOUSTON ASTROS — AUGUST 2, 2022

Obtained Jake Odorizzi (RHP) for Will Smith (LHP)

KANSAS CITY ROYALS — AUGUST 31, 2024

Obtained cash considerations for Yuli Gurriel (INF)

LOS ANGELES ANGELS — DECEMBER 20, 2024

Obtained Davis Daniel (RHP) and for Mitch Farris (LHP)

MINNESOTA TWINS — SEPTEMBER 8, 2019

Obtained cash considerations for minor leaguer Ryan LaMarre (OF)

NEW YORK YANKEES — DECEMBER 28, 2022

Obtained Lucas Luetge (P) for minor leaguers Indigo Diaz (P) and Caleb Durbin (INF)

OAKLAND — NOVEMBER 11, 2024

Obtained Nick Allen (INF) for Jared Johnson (P)

SEATTLE MARINERS — DECEMBER 3, 2023

Obtained Jarred Kelenic (OF), Marco Gonzalez (P) and Evan White (INF) for Cole Phillips (P) and Jackson Kowar (P)

TAMPA BAY RAYS — JUNE 6, 2023

Obtained Ben Heller (P) for future considerations.

TEXAS RANGERS — JANUARY 26, 2024

Obtained cash considerations for Tyler Owens (minors)

TORONTO BLUE JAYS — MAY 30, 2023

Obtained Kelvin Perez (minors) for cash considerations.

ATLANTA BRAVES ALL-TIME ROSTER (1966-2024)

A total of 1,036 players have appeared in at least one official game for the Atlanta Braves since 1966.

A [45]

Aardsma, David, 2015
Aaron, Hank, 1966-74
Aaron, Tommie, 1968,71
Abbott, Kurt, 2001
Abernathy, Ted, 1966
Acker, Jim, 1986-89
Acosta, Manny, 2007-09
Acuña Jr., Ronald, 2018-24
Adams, Lane, 2017-18
Adams, Matt, 2017, 2020
Adrianza, Ehire, 2021-23
Aker, Jack, 1974
Albies, Ozzie, 2017-24
Aldrich, Jay, 1989
Aldridge, Cory, 2001
Alexander, Doyle, 1980, 86-87
Alfonseca, Antonio, 2004
Allard, Kolby, 2018, '23
Almanza, Armando, 2004
Almonte, Abraham, 2021
Alomar, Sandy, 1966
Alou, Felipe, 1966-69
Alvarez, Dario, 2016
Alvarez, Jose, 1981-82, 88-89
Alvarez Jr., Nacho, 2024
Anderson, Brian, 2024
Anderson, Ian, 2020-22
Anderson, Garret, 2009
Anderson, Josh, 2008
Anderson, Nick, 2023
Ankiel, Rick, 2010
Arcia, Orlando, 2021-24
Ascanio, Jose, 2007
Asencio, Jairo, 2009, 2011
Ashby, Andy, 2000
Aspromonte, Bob, 1969-70
Asselstine, Brian, 1976-81
Assenmacher, Paul, 1986-89
Autry, Al, 1976
Avery, Steve, 1990-1996
Avilan, Luis, 2012-15
Ayala, Luis, 2013
Aybar, Erick, 2016
Aybar, Willie, 2006
Ayraut, Joe, 1996

B [93]

Baez, Dany's, 2006
Baker, Dusty, 1968-75
Baker, Jeff, 2012
Bako, Paul, 2000-2001
Bales, Lee, 1966
Bannon, Rylan, 2022
Banuelos, Manny, 2015
Barber, Steve, 1970-72
Barker, Len, 1983-85
Barry, Kevin, 2006-07
Barton, Brian, 2009
Batista, Miguel, 2012
Battle, Howard, 1999
Bautista, Danny, 1996-1998
Bautista, José, 2018
Beall, Bob, 1975, 78-79
Beachy, Brandon, 2010-13
Beard, Mike, 1974-77
Beato, Pedro, 2014
Beauchamp, Jim, 1967
Beckham, Gordon, 2016
Bedrosian, Steve, 1981-85, 93-95
Behenna, Rick, 1983
Belinda, Stan, 2000

Bell, Mike, 1990-91
Bell, Terry, 1987
Belliard, Rafael, 1991-98
Belloir, Rob, 1975-78
Benedict, Bruce, 1978-89
Bennett, Jeff, 2007-09
Berenguer, Juan, 1991-92
Bergman, Sean, 1999
Bernero, Adam, 2005
Berroa, Geronimo, 1989-90
Berryhill, Damon, 1991-93
Betemit, Wilson, 2001, 04-06
Bethancourt, Christian, 2013-15
Biddle, Jesse, 2018-19, 20
Bielecki, Mike, 1991-92, '94, '96-97
Biggio, Cavan, 2024
Blair, Aaron, 2016-17
Blanco, Gregor, 2008-10
Blanco, Henry, 2002-03
Blankenship, Kevin, 1988
Blanks, Larvell, 1972-75, 80
Blasingame, Wade, 1966-67
Blauser, Jeff, 1987-97
Blevins, Jerry, 2019
Blocker, Terry, 1988-89
Boever, Joe, 1987-90
Boggs, Tommy, 1978-83
Bolling, Frank, 1966
Bong, Jung Keun, 2002-03
Bonifacio, Emilio, 2014, 2016-17
Bonilla, Bobby, 2000
Bonnell, Barry, 1977-79
Boone, Bret, 1999
Borbon, Pedro, 1992-1993, 95-97
Borowski, Joe, 1996-97
Boscan, J.C., 2010-12
Bourjos, Peter, 2018
Bourn, Michael, 2011-12, 2015
Bouton, Jim, 1978
Bowie, Micah, 1999
Boyer, Blaine, 2005-09
Boyer, Clete, 1967-71
Brebba, John, 2024
Bracho, Silvino, 2022
Bradford, Larry, 1977, 79-81
Bradley, Jed, 2016
Bragg, Darren, 2002-03
Bream, Sid, 1991-93
Breezeale, Jim, 1969, 71-72
Brigham, Jake, 2015
Brignac, Reid, 2016
Britton, Jim, 1967-69
Brizzolara, Tony, 1979, 83-84
Brock, Chris, 1997
Brogna, Rico, 2001
Brooks, Frank, 2005
Brower, Jim, 2005
Brown, Jarvis, 1994
Brown, Oscar, 1969-73
Bruce, Bob, 1967
Buchter, Ryan, 2014
Bueno, Francisley, 2008
Bummer, Aaron, 2024
Burawa, Danny, 2015
Burkett, John, 2000-01
Burroughs, Jeff, 1977-80
Butler, Adam, 1998
Butler, Brett, 1981-83
Byrd, Paul, 1997-98, 2004

Cabrera, Melky, 2010
Cahill, Trevor, 2015
Callaspo, Alberto, 2015
Camargo, Johan, 2017-21
Caminiti, Ken, 2001
Camp, Rick, 1976-78, 80-85
Campbell, Dave, 1977-78
Campillo, Jorge, 2008-09
Canizares, Barbaro, 2009
Cano, Robinson, 2022
Capellan, Jose, 2004
Capra, Buzz, 1974-77
Caraballo, Ramon, 1993
Cardwell, Don, 1970
Carle, Shane, 2018-19
Carlyle, Buddy, 2007-09
Carroll, Clay, 1966-68
Carpenter, David, 2013-14
Carpenter, David, 2015
Carty, Rico, 1966-72
Cary, Chuck, 1987-88
Casanova, Paul, 1972-74
Castilla, Vinny, 1991-1992, 2002-03
Castillo, Tony, 1989-91
Castro, Daniel, 2015-16
Cather, Mike, 1997-1999
Causey, Wayne, 1968
Cepeda, Orlando, 1969-72
Cerone, Rick, 1985
Cervenka, Hunter, 2016
Cervelli, Francisco, 2019
Chacin, Jhoulys, 2016, 2020
Chambliss, Chris, 1980-86
Chaney, Darrel, 1976-79
Charlton, Norm, 1998
Chavez, Jesse, 2010, '21-24
Cheadle, Dave, 1973
Chen, Bruce, 1998-2000
Childers, Matt, 2005
Chirinos, Yonny, 2023
Church, Ryan, 2009
Clancy, Jim, 1991
Clark, Glen, 1967
Clark, Terry, 1995
Clary, Marty, 1987, 89-90
Cleven, Brent, 2010
Cline, Ty, 1966-67
Cloninger, Tony, 1966-68
Clontz, Brad, 1995-97
Closter, Alan, 1973
Ciriaco, Pedro, 2015
Coffman, Kevin, 1987-88
Colbrunn, Greg, 1997-98
Collins, Don, 1977
Collmenter, Josh, 2016
Colón, Bartolo, 2017
Colon, Roman, 2004-05
Colyer, Steve, 2007
Conrad, Brooks, 2009-11
Constanza, Jose, 2011-14
Contreras, William, 2020-22
Cooper, Gary, 1980
Cormier, Lance, 2006-07
Cornely, John, 2015
Correll, Vic, 1974-77
Cortes, David, 1999
Cowley, Joe, 1982
Crowley, Terry, 1976
Cruz, Juan, 2004
Cruz, Jesus, 2022
Culberson, Charlie, 2018-20, '23
Cunnean, Will, 2003-04
Cunniff, Brandon, 2015-16
Cunningham, Todd, 2015

C [77]

Cabrera, Francisco, 1989-93
Cabrera, Jose, 2001
Cabrera, Mauricio, 2016

D [47]

d'Arnaud, Chase, 2016-17
 d'Arnaud, Travis, 2020-24
 Dal Canton, Bruce, 1975-76
 Davey, Mike, 1977-78
 Davidson, Ted, 1968
 Davidson, Tucker, 2020-22
 Davies, Kyle, 2005-07
 Davis, Jody, 1988-90
 Davis, Mark, 1992
 Davis, Trench, 1987
 Dawley, Joe, 2002-03
 Dayley, Ken, 1982-84
 Dayton, Grant, 2019-21
 Dedmon, Jeff, 1983-87
 De La Cruz, Joel, 2016
 de la Hoz, Mike, 1966-67
 Delgado, Randall, 2011-12
 Demeritte, Travis, 2022
 Denson, Drew, 1989
 DeRosa, Mark, 1998-2004
 DeSalvo, Matt, 2008
 Dessens, Elmer, 2008
 Detwiler, Ross, 2015
 Devereaux, Mike, 1995
 Devine, Adrian, 1973-76, 78-79
 Devine, Joey, 2005-07
 Diaz, Carlos, 1982
 Diaz, Matt, 2006-10, 2011-12
 Dickerson, Alex, 2022
 Dickey, R.A., 2017
 Didier, Bob, 1969-72
 Dietz, Dick, 1973
 Dobson, Pat, 1973
 Dodd, Dylan, 2023-24
 Donaldson, Josh, 2019
 Dotel, Octavio, 2007
 Doumit, Ryan, 2014
 Downs, Scott, 2013
 Doyle, Paul, 1969
 Drew, J.D., 2004
 Drew, Tim, 2004
 Duda, Lucas, 2018
 Dunn, Mike, 2010
 Dunshee, Parker, 2024
 Durbin, Chad, 2012
 Duvall, Adam, 2018-22, '24
 Dye, Jermaine, 1996

E [17]

Easterly, Jamie, 1974-79
 Eave, Gary, 1988-89
 Ebert, Derrin, 1999
 Eden, Mike, 1976
 Edmondson, Brian, 1998
 Edwards Jr., Carl, 2021
 Eichelberger, Juan, 1988
 Eichhorn, Mark, 1989
 Elder, Bryce, 2022-24
 Embree, Alan, 1997-98
 Ennis, John, 2002
 Erlin, Robbie, 2020
 Esasky, Nick, 1990
 Escobar, Yunel, 2007-10
 Estrada, Johnny, 2003-05
 Evans, Darrell, 1969-76, 1989
 Eveland, Dana, 2015

F [35]

Fabregas, Jorge, 1999
 Falcone, Pete, 1983-84
 Farnsworth, Kyle, 2005
 Fick, Robert, 2003
 Fischer, Hank, 1966
 Fischlin, Mike, 1987
 Flaa, Jay, 2021

Flaherty, Ryan, 2018
 Fletcher, David, 2024
 Flowers, Tyler, 2016-20
 Floyd, Gavin, 2014
 Foltyniewicz, Mike, 2015-20
 Ford, Mike, 2022
 Ford, Wenty, 1973
 Forster, Terry, 1983-85
 Foster, John, 2002, 05
 Foster, Leo, 1971, 1973-74
 Fox, Chad, 1997
 Francisco, Juan, 2012
 Franco, Julio, 2001-05, 2007
 Franco, Matt, 2002-03
 Francoeur, Jeff, 2005-09, 2016
 Francona, Tito, 1967-69
 Franklin, Wayne, 2006
 Frasor, Jason, 2015
 Freeman, Freddie, 2010-21
 Freeman, Jimmy, 1972-73
 Freeman, Marvin, 1990-93
 Freeman, Sam, 2017-18
 Freitas, David, 2017
 Frias, Pepe, 1979
 Fried, Max, 2017-24
 Frisella, Danny, 1973-74
 Fuller, John, 1974
 Furcal, Rafael, 2000-05

G [53]

Galarraga, Andres, 1998-2000
 Gallagher, Dave, 1994
 Gant, John, 2016
 Gant, Ron, 1987-1993
 Garber, Gene, 1978-87
 Garcia, Adonis, 2015-17
 Garcia, Damaso, 1988
 Garcia, Freddy Adrian, 1999
 Garcia, Freddy Antonio, 2013
 Garcia, Jaime, 2017
 Garcia, Jesse, 2001-04
 Garr, Ralph, 1968-75
 Garrett, Adrian, 1966
 Garrido, Gil, 1968-72
 Gaston, Cito, 1967, 75-78
 Gatewood, Aubrey, 1970
 Gattis, Evan, 2013-14
 Gausman, Kevin, 2018-19
 Gearrin, Cory, 2011-12
 Geiger, Gary, 1966-67
 Gentry, Gary, 1973-75
 Gilbreath, Rod, 1972-78
 Giles, Marcus, 2001-06
 Gilkey, Bernard, 2001
 Giovanola, Ed, 1995-97
 Glaus, Troy, 2010
 Glavine, Tom, 1987-2002, 2008
 Goggin, Chuck, 1973
 Gohara, Luiz, 2017-18
 Gomes, Jonny, 2015
 Gomez, Luis, 1980-81
 Gonzalez, Alex, 2010-11
 Gonzalez, Mike, 2007-09
 Gonzalez, Tony, 1969-70
 Goodson, Ed, 1975
 Gorecki, Reid, 2009
 Gosselin, Phil, 2014-15, '22
 Gotay, Ruben, 2008
 Graffanino, Tony, 1996-1998
 Grant, Mark, 1990
 Green, Nick, 2004
 Greene, Shane, 2019-21
 Greene, Tommy, 1989-90
 Greisinger, Seth, 2005
 Gregg, Tommy, 1988-92, 97
 Griffey, Ken, 1986-88
 Grilli, Jason, 2015-16
 Grissom, Marquis, 1995-96

Grissom, Vaughn, 2022-23
 Grossman, Robbie, 2022
 Gryboski, Kevin, 2002-05
 Guillen, Ozzie, 1998-99
 Guillorme, Luis, 2024
 Guinn, Skip, 1968

H [69]

Hale, David, 2013-14
 Hall, Albert, 1981-88
 Hall, Jimmie, 1970
 Hamels, Cole, 2020
 Hamilton, Billy, 2019
 Hammond, Chris, 2002
 Hampton, Mike, 2003-05, 2008
 Hand, Brad, 2023
 Hanna, Preston, 1975-82
 Hanson, Tommy, 2009-12
 Harang, Aaron, 2014
 Hardin, Jim, 1972
 Hargan, Steve, 1977
 Harper, Terry, 1980-86
 Harrell, Lucas, 2016
 Harris II, Michael, 2022-24
 Harris, Willie, 2007
 Harrison, Roric, 1973-75
 Hartgraves, Dean, 1996
 Hausman, Tom, 1982
 Hearn, Taylor, 2023
 Heath, Mike, 1991
 Hechavarria, Adeiny, 2012-
 Heep, Danny, 1991
 Heller, Ben, 2023
 Helms, Wes, 1998, 2000-02
 Henderson, Ken, 1976
 Henry, Dwayne, 1989-90
 Herbel, Ron, 1971
 Heredia, Guillermo, 2021-22
 Herget, Jimmy, 2024
 Hermoso, Angel, 1967
 Hernández Daysbel, 2023-24
 Hernández, Diory, 2009-11
 Hernández, Jose, 1999
 Hernández, Ramon, 1967
 Hernández, Roberto, 2003
 Hernández, Roberto, 2016
 Herrstein, John, 1966
 Hesketh, Joe, 1990
 Hessman, Mike, 2003-04
 Heyward, Jason, 2010-14
 Hicks, Brandon, 2010-11
 Hill, Garry, 1969
 Hill, Milt, 1994
 Hilliard, Sam, 2023
 Hinske, Eric, 2010-12
 Hippauf, Herb, 1966
 Hodges, Trey, 2002-04
 Hoerner, Joe, 1972-73
 Holbert, Ray, 1998
 Hollandsworth, Todd, 2005
 Hollins, Damon, 1998, 2004
 Holmes, Darren, 2002-03
 Holmes, Grant, 2024
 Horner, Bob, 1978-86
 House, Tom, 1971-75
 Houston, Tyler, 1996
 Howard, Larry, 1973
 Howell, Jay, 1993
 Hrabosky, Al, 1980-82
 Hriniaak, Walt, 1968-69
 Hubbard, Glenn, 1978-87
 Hubbard, Mike, 2000
 Hubbard, Trenidad, 2000
 Hudek, John, 1999
 Hudson, Tim, 2005-13
 Hunter, Brian, 1991-93, 1999-2000
 Hursh, Jason, 2016

I [4]

Iglesias, Raisel, 2022-24
 Inciarte, Ender, 2016-21
 Infante, Alexis, 1990
 Infante, Omar, 2008-10

J [43]

Jackson, Alex, 2019-21
 Jackson, Edwin, 2015
 Jackson, Jay, 2022
 Jackson, Luke, 2017-21, '24
 Jackson, Sonny, 1968-74
 Jacoby, Brook, 1981, 83
 Jaime, Juan, 2014-15
 James, Chuck, 2005-08
 James, Dion, 1987-89
 Janish, Paul, 2012
 Jansen, Kenley, 2022
 Jarvis, Pat, 1966-72
 Jaster, Larry, 1970, 72
 Jay, Joey, 1966
 Jenkins, Tyrell, 2016
 Jimenez, German, 1988
 Jiménez, Joe, 2023-24
 Johnson, Bob D., 1977
 Johnson, Bob W., 1968
 Johnson, Chris, 2013-15
 Johnson, Davey, 1973-75
 Johnson, Deron, 1968
 Johnson, Elliot, 2013
 Johnson, Jim, 2015-16
 Johnson, Joe, 1985-86
 Johnson, Kelly, 2005, 07-09, 15-16
 Johnson, Ken, 1966-69
 Johnson, Micah, 2017
 Johnson, Pierce, 2023-24
 Johnson, Randy, 1982-84
 Johnson, Reed, 2012-13
 Jones, Andruw, 1996-2007
 Jones, Brandon, 2007-09
 Jones, Chipper, 1993, 1995-2012
 Jones, Mack, 1966-67
 Jones, Nate, 2021
 Jordan, Brian, 1999-2001, 05-06
 Jorgensen, Mike, 1983-84
 Joyce, Matt, 2019
 Joyner, Wally, 2000
 Julio, Jorge, 2008
 Jurrjens, Jair, 2008-11
 Justice, David, 1989-96

K [33]

Kamieniecki, Scott, 2000
 Karsay, Steve, 2001
 Kawakami, Kenshin, 2009-10
 Kazmar Jr., Sean, 2021
 Kelenic, Jarred, 2024
 Kelley, Dick, 1966-68
 Kelley, Tom, 1971-73
 Kelly, Casey, 2016
 Kelly, Mike, 1994-95
 Kelly, Roberto, 1994
 Kelly, Ryan, 2015
 Kemp, Matt, 2016-17
 Keough, Marty, 1966
 Kerfeld, Charley, 1990
 Kerr, Ray, 2024
 Kester, Rick, 1968-70
 Keuchel, Dallas, 2019
 Kimbrel, Craig, 2010-14
 King, Hal, 1970-71
 King, Ray, 2003
 Klesko, Ryan, 1992-99
 Kline, Ron, 1970
 Kline, Steve, 1977
 Kohn, Michael, 2015
 Kolb, Dan, 2005
 Kommink, Brad, 1983-86

Kopacz, George, 1966
 Kotchman, Casey, 2008-09
 Kotsay, Mark, 2008
 Kowitz, Brian, 1995
 Krause, Lew, 1974
 Kremers, Jim, 1990
 Krol, Ian, 2016-17

L [43]

Lacorte, Frank, 1975-79
 Lacy, Lee, 1976
 Laird, Gerald, 2013-14
 Lalli, Blake, 2016
 Langerhans, Ryan, 2002, 2005-07
 LaRoche, Adam, 2004-06, 2009
 La Russa, Tony, 1971
 La Stella, Tommy, 2014
 Lau, Charlie, 1967
 Laureano, Ramón, 2024
 Lavarney, Ryan, 2015
 Ledezma, Wil, 2007
 Lee, Derrek, 2010
 Lee, Dylan, 2021-24
 Leibrandt, Charlie, 1990-92
 Lemaster, Denny, 1966-67
 Lemke, Mark, 1988-97
 Leon, Max, 1973-78
 Lerew, Anthony, 2005-07
 LeRoy, John, 1997
 Lichtenberg, Kerry, 1997-2002
 Lillibridge, Brent, 2008
 Lilliquist, Derek, 1989-90
 Linares, Rufino, 1981-82, 84
 Linebrink, Scott, 2011
 Lockhart, Keith, 1997-2002
 Loe, Kameron, 2013
 Lofton, Kenny, 1997
 Logan, Boone, 2009
 Lombard, George, 1998-2001
 Lomon, Kevin, 1996
 Lopez, Albie, 2002
 Lopez, Javy, 1992-2003
 Lopez, Nicky, 2023
 López, Reynaldo, 2024
 Lowe, Derek, 2009-11
 Lucroy, Jonathan, 2021
 Lueken, Rick, 1990
 Luetge, Lucas, 2023
 Lugo, Julio, 2011
 Lum, Mike, 1967-75, 79-81
 Lunar, Fernando, 2000
 Lyons, Steve, 1992

M [98]

Macha, Mike, 1979
 Maddox, Jerry, 1978
 Maddux, Greg, 1993-2003
 Mahay, Ron, 2007
 Mahler, Mickey, 1977-79
 Mahler, Rick, 1979-88, 91
 Maholm, Paul, 2012-13
 Malloy, Marty, 1998
 Mann, Kelly, 1989-90
 Marak, Paul, 1990
 Marimon, Sugar Ray, 2015
 Markakis, Nick, 2015-20
 Marksberry, Matt, 2015-16
 Marquis, Jason, 2000-2003
 Marrero, Eli, 2004
 Marshall, Mike, 1976-77
 Marte, Andy, 2005
 Martin, Chris, 2019-21
 Martin, Tom, 2004-05
 Martinez, Cristhian, 2010-13
 Martinez, Dave, 2001
 Martinez, Dennis, 1998
 Martinez, J.P., 2024
 Martinez, Marty, 1967-68
 Martinez, Pablo, 1996

Masset, Nick, 2015
 Mather, Joe, 2011
 Mathews, Eddie, 1966
 Mathis, Jeff, 2021
 Matos, Pascual, 1999
 Matthews, Gary, 1977-80
 Matula, Rick, 1979-81
 Matzek, Tyler, 2021-22, '24
 Maxie, Larry, 1969
 May, Darrell, 1995
 May, Dave, 1975-76
 Maybin, Cameron, 2015
 McBride, Macay, 2005-07
 McCann, Brian, 2005-13, '19
 McCarthy, Brandon, 2018
 McConnell, Sam, 2004
 McDowell, Oddibe, 1989-90
 McGlinchy, Kevin, 1999-01
 McGriff, Fred, 1993-97
 McHugh, Collin, 2022-23
 McKirahan, Andrew, 2015
 McLain, Denny, 1972
 McLaughlin, Joey, 1977, 79
 McLaughlin, Bo, 1979
 McLouth, Nate, 2009-11
 McMichael, Greg, 1993-96, 2000
 McMurtry, Craig, 1983-86
 McQueen, Mike, 1969-72
 McWilliams, Larry, 1978-82, 87
 Medlen, Kris, 2009-13
 Melancon, Mark, 2019-20
 Menke, Denis, 1966-67
 Mercker, Kent, 1989-95, 2003
 Merrifield, Whit, 2024
 Messersmith, Andy, 1976-77
 Meyer, Dan, 2004
 Millan, Felix, 1966-72
 Miller, Corky, 2007-08
 Miller, Ed, 1978-81
 Miller, Norm, 1973-74
 Miller, Shelby, 2015
 Miller, Stu, 1968
 Millwood, Kevin, 1997-2002
 Milone, Tommy, 2020
 Minor, Mike, 2010-14
 Minter, A.J., 2017-24
 Mitchell, Keith, 1991
 Mizerock, John, 1989
 Molina, Gabe, 2000
 Mondesi, Raul, 2005
 Montanez, Willie, 1976-77
 Montefusco, John, 1981
 Moore, Alvin, 1976-77
 Moore, Donnie, 1982-84
 Moore, Trey, 2001
 Mordecai, Mike, 1994-97
 Moreno, Omar, 1986
 Moret, Roger, 1976
 Morrison, Jim, 1988
 Morton, Carl, 1973-76
 Morton, Charlie, 2008, '21-24
 Moss, Damian, 2001-02
 Motley, Darryl, 1986-87
 Moylan, Peter, 2006-12, 2015
 Mulholland, Terry, 1999-2000
 Muller, Kyle, 2021-22
 Murphy, Dale, 1976-90
 Murphy, John Ryan, 2019
 Murphy, Sean, 2023-24
 Murray, Matt, 1995
 Murrell, Ivan, 1974
 Myers, Greg, 1997, 99

N [20]

Nahorodny, Bill, 1980-81
 Nash, Jim, 1970-72
 Navarro, Julio, 1970
 Neagle, Denny, 1996-98
 Neibauer, Gary, 1969-73
 Nelson, Joe, 2001
 Nettles, Graig, 1987

Newcomb, Sean, 2017-22
Nichols, Rod, 1995
Nicholson, Dave, 1967
Nied, David, 1992
Niekro, Joe, 1973-74
Niekro, Phil, 1966-83, 1987
Nieves, Melvin, 1992-93
Nitzkowski, C.J., 2004
Nixon, Otis, 1991-93, 1999
Nolan, Joe, 1975, 1977-80
Norris, Bud, 2016
Norton, Greg, 2008-09
Nunez, Vladimir, 2008-09

O (26)

Oates, Johnny, 1973-75
Oberkfell, Ken, 1984-88
O'Brien, Charlie, 1994-95
O'Day, Darren, 2019-20, '22
O'Dell, Billy, 1966
O'Flaherty, Eric, 2009-13, 2016
O'Neal, Randy, 1987
Odom, John, 1975
Odorizzi, Jake, 2022
Office, Rowland, 1972, 1974-79
Ogando, Alexi, 2016
Ohman, Will, 2008
Oliva, Jose, 1994-95
Oliver, Gene, 1966-67
Olivera, Hector, 2015-16
Olivo, Chi Chi, 1966
Olson, Greg, 1990-93
Olson, Gregg, 1994
Olson, Matt, 2022-24
Olwine, Ed, 1986-88
Orr, Pete, 2005-07
Ortega, Rafael, 2019
Ortiz, Russ, 2003-04
Overbay, Lyle, 2012
Owen, Larry, 1981-83, 1985
Ozuna, Marcell, 2020-24

P (50)

Pache, Cristian, 2020-21
Paciorek, Tom, 1976-78
Page, Mike, 1968
Palmer, David, 1986-87
Panther, Jim, 1973
Pappas, Milt, 1968-70
Paronto, Chad, 2006-07
Parr, James, 2008-09
Parrett, Jeff, 1990-91
Parsons, Wes, 2018-19
Pastornicky, Tyler, 2012-14
Payne, Mike, 1984
Pecota, Bill, 1993-94
Pederson, Joc, 2021
Pena, Alejandro, 1991-92, 95
Pena, Brayán, 2005-08
Pena, Ramiro, 2013-14
Pena, Tony Jr., 2006
Pendleton, Terry, 1991-94, 1996
Pepitone, Joe, 1973
Pérez, Carlos, 2018
Pérez, Eddie, 1995-2001, 04-05
Pérez, Eury, 2015
Pérez, Marty, 1971-76
Pérez, Odalis, 1998-2001
Pérez, Pascual, 1982-85
Pérez, Williams, 2015-16
Perry, Gaylord, 1981
Perry, Gerald, 1983-89
Perry, Jason, 2008
Peterson, Dustin, 2018
Peterson, Jace, 2015-17
Petry, Dan, 1991
Phillips, Brandon, 2017
Pierce, Jack, 1973-74
Pierzynski, A.J., 2015-16

Pillar, Kevin, 2023
Pina, Manny, 2022
Pocoroba, Biff, 1975-84
Polonia, Luis, 1995-96
Porter, Bob, 1981-82
Powell, Jay, 2005
Prado, Martin, 2006-12
Pratt, Andy, 2002
Pratt, Todd, 2006
Presley, Jim, 1990
Priddy, Bob, 1969-71
Pride, Curtis, 1998
Proctor, Scott, 2010-11
Puleo, Charlie, 1986-89

R (51)

Rabb, Johnny, 1985
Rakow, Ed, 1967
Ramirez, Horacio, 2003-06
Ramirez, Jose, 2016
Ramirez, Rafael, 1980-87
Ray, Ken, 2006
Raymond, Claude, 1967-69
Reardon, Jeff, 1992
Recker, Anthony, 2016-17
Redman, Mark, 2007
Reed, Michael, 2018
Reed, Ron, 1966-75
Reed, Steve, 2001
Reitsma, Chris, 2004-06
Remlinger, Mike, 1999-2002, 06
Renteria, Edgar, 2006-07
Resop, Chris, 2008, 2010
Reyes, Jo-Jo, 2007-10
Reynolds, Shane, 2003
Reynoso, Armando, 1991-92
Richards, Rusty, 1989-90
Richardson, Antaoan, 2011
Ridgway, Jeff, 2008
Riley, Austin, 2019-24
Ring, Royce, 2007-08
Ritchie, Jay, 1966-67
Rivera, Ben, 1992
Rivera, Luis, 2000
Rivera, René, 2018
Robinson, Bill, 1966
Robinson, Craig, 1974-77
Rocker, John, 1998-2001
Rockett, Pat, 1976-78
Rodriguez, Dereck, 2023
Rodriguez, Richard, 2021
Rodriguez, Sean, 2017
Roe, Chaz, 2016
Roenicke, Gary, 1987-88
Romero, Ed, 1989
Rosario, Eddie, 2021-24
Rosario, Victor, 1990
Ross, David, 2009-12
Rossy, Rico, 1991
Royster, Jerry, 1976-84, 1988
Ruiz, Chico, 1978, 1980
Ruiz, Rio, 2016-18
Runge, Paul, 1981-88
Rusin, Chris, 2020
Russell, James, 2014
Russell, John, 1989
Ruthven, Dick, 1976-78

S (98)

Sadecki, Ray, 1975
Sadowski, Ed, 1966
Saito, Takashi, 2010
Sale, Chris, 2024
Saltalamacchia, Jarrod, 2007
Sammons, Clint, 2007-09
Sample, Billy, 1986
Sánchez, Anibal, 2018
Sánchez, Rey, 2001
Sánchez, Tony, 2017
Sanders, Deion, 1991-94
Sanders, Reggie, 2000
Sandoval, Pablo, 2020-21
Santana, Danny, 2017-18
Santana, Edgar, 2021
Santana, Ervin, 2014
Santorini, Al, 1968
Schafer, Jordan, 2009, '11, '13-14
Schebler, Scott, 2020
Schlosser, Gus, 2014
Schmidt, Jason, 1995-96
Schneider, Dan, 1966
Schueler, Ron, 1972-73
Schuler, David, 1985
Schutz, Carl, 1996
Schwall, Don, 1966-67
Schwellenbach, Spencer, 2024
Seanez, Rudy, 1998-2001
Seelbach, Chris, 2000-01
Sharperson, Mike, 1995
Sheets, Ben, 2012
Sheffield, Gary, 2002-03
Sherrill, George, 2011
Shewmake, Braden, 2023
Shields, Steve, 1985-86
Shiell, Jason, 2006
Short, Zack, 2024
Shreve, Chasen, 2014
Shuster, Jared, 2023
Simmons, Andrelton, 2012-15
Simmons, Shae, 2014, 2016
Simmons, Ted, 1986-88
Sims, Lucas, 2017-18
Simon, Randall, 1997-99
Sinatro, Matt, 1981-84
Sisco, Steve, 2000
Sisk, Doug, 1990-91
Skok, Craig, 1978-79
Slusarski, Joe, 2001
Small, Aaron, 2002
Small, Hank, 1978
Smith, Dwight, 1995-96
Smith, Ken, 1981-83
Smith, Kevan, 2021
Smith, Lonnie, 1988-92
Smith, Pete, 1987-93
Smith, Mallex, 2016
Smith, Travis, 2004, 06
Smith, Will, 2020-22
Smith, Zane, 1984-89
Smith-Shawver, AJ, 2023-24
Smoltz, John, 1988-1999, 2001-08
Smyly, Drew, 2021
Snyder, Brandon, 2016
Sobkowiak, Scott, 2001
Sobotka, Chad, 2018-20
Solak, Nick, 2023
Soler, Jorge, 2021, '24
Solomon, Eddie, 1977-79
Soriano, Rafael, 2007-09
Soroka, Mike, 2018-20, '23
Sosa, Elias, 1975-76
Sosa, Jorge, 2005-06
Speck, Cliff, 1986
Spehr, Tim, 1997
Speier, Justin, 1999
Spikes, Charlie, 1979-80
Spooneybarger, Tim, 2001-02
Springer, Russ, 1998-99
St. Claire, Randy, 1991-92
Staehle, Marvin, 1971
Stanton, Mike, 1989-95
Stephens, Jackson, 2022-24
Stevens, Dave, 2000
Stewart, Chris, 2018
Stockman, Phil, 2006, 2008
Stone, George, 1967-72
Strider, Spencer, 2021-24
Stubbs, Drew, 2016
Stull, Everett, 1999
Stults, Eric, 2015
Surhoff, B.J., 2000-02

Sutter, Bruce, 1985-88
Suzuki, Kurt, 2017-18
Swann, Pedro, 2000
Swanson, Dansby, 2016-22
Swarzak, Anthony, 2019
Swisher, Nick, 2015

T (32)

Tarasco, Tony, 1993-94
Tarnok, Freddy, 2022
Tavarez, Julian, 2008
Teheran, Julio, 2011-19
Teixeira, Mark, 2007-08
Tepedino, Frank, 1973-75
Terdoslavich, Joey, 2013-15
Theiss, Duane, 1977-78
Thobe, Tom, 1995-96
Thomas, Andres, 1985-90
Thomas, Charles, 2004
Thomas, Ian, 2015
Thomas, Lee, 1966
Thomson, John, 2004-06
Thompson, Mike, 1974-75
Thompson, Milt, 1984-85
Thorman, Scott, 2006-07
Thornburg, Tyler, 2022
Tice, Ty, 2021
Tillman, Bob, 1968-70
Tomlin, Josh, 2019-21
Tonkin, Michael, 2023
Torre, Joe, 1966-68
Torrealba, Pablo, 1975-76
Torrealba, Steve, 2001-02
Toussaint, Touki, 2018-21
Treadway, Jeff, 1989-92
Trevino, Alex, 1984
Tromp, Chadwick, 2022-24
Tucker, Michael, 1997-98
Tucker, Preston, 2018
Tuiasosopo, Matt, 2016

U (9)

Uecker, Bob, 1967
Ugla, Dan, 2011-13
Umbach, Arnie, 1966
Unroe, Tim, 2000

Uptshaw, Cecil, 1966-73
Upton, B.J., 2013-14
Upton, Justin, 2013-14
Uribe, Juan, 2015
Urshela, Gio, 2024

V (20)

Valdes, Marc, 2001
Valdespino, Sandy, 1968
Valdez, Sergio, 1989-90
Varney, Pete, 1976
Varvaro, Anthony, 2011-14
Vasquez, Jorge, 2005
Vasquez, Javier, 2009
Vatcher, Jim, 1990
Vaughan, Charlie, 1966, 69
Veal, Donnie, 2015
Velazquez, Freddie, 1973
Venters, Jonny, 2010-12, 18-19
Veras, Quilvio, 2000-01
Versalles, Zoilo, 1971
Villarreal, Oscar, 2006-07
Villegas, Ismael, 2000
Vines, Darius, 2023-24
Virgil, Ozzie, 1986-88
Vizcaino, Arodys, 2011, 2015-19
Vogt, Stephen, 2012

W (50)

Wade, Terrell, 1995-97
Wagner, Billy, 2010
Walden, Jordan, 2013-14
Waldrep, Hurston, 2024
Wall, Forrest, 2023-24
Walk, Bob, 1981-83
Walker, Jeremy, 2019
Walton, Jerome, 1996
Ward, Daryle, 2006
Ward, Duane, 1986
Washington, Claudell, 1981-86
Watson, Bob, 1982-84
Webb, Jacob, 2019-21
Weber, Ryan, 2015-16
Weigel, Patrick, 2020
Weiss, Walt, 1998-2000
Wengert, Don, 2000

Wessinger, Jim, 1979
Wetherby, Jeff, 1989
Whalen, Rob, 2016
Whisenton, Larry, 1977-79, 81-82
White, Eli, 2023-24
Whitt, Ernie, 1990
Wickman, Bob, 2006-07
Wilhelm, Hoyt, 1969-71
Willard, Jerry, 1991-92
Williams, Earl, 1970-72, 75-76
Williams, Gerald, 1998-99
Williams, Luke, 2023-24
Wilson, Bryse, 2018-21
Wilson, Craig, 2007
Wilson, Jack, 2011
Winans, Allan, 2023-24
Winkler, Dan, 2015-19
Wise, Dewayne, 2004
Wisler, Matt, 2015-17
Whited, Ed, 1989
Whiten, Mark, 1996
Whiteside, Matt, 2001
Winkelsas, Joe, 1999
Withrow, Chris, 2016
Wohlers, Mark, 1991-99
Wood, Alex, 2013-14
Woods, William, 2022
Woodall, Brad, 1994-96
Woodward, Chris, 2007
Woodward, Woody, 1966-68
Wright, Jaret, 2003-04
Wright, Kyle, 2018-23
Wynn, Jim, 1976

Y (7)

Yates, Kirby, 2022-23
Yates, Tyler, 2006-07
Ynoa, Huascar, 2019-22
Young, Danny, 2022-23
Young, Matt, 2011
Young, Jr., Eric, 2015
Younginer, Madison, 2016

Z (2)

Ziem, Steve, 1987
Zuvella, Paul, 1982-85

ATLANTA BRAVES COACHES ROSTER (1966-2024)

Aaron, Tommie, 1979-84
Abreu, Erick, 2024
Adair, Billy, 1967
Appling, Luke, 1981, 84
Bartirrome, Tony, 1986-88
Baylor, Don, 1999
Beauchamp, Jim, 1991-98
Benson, Vern, 1976-77
Boyer, Cloyd, 1978-81
Burdette, Lew, 1972-73
Burgess, Tom, 1978
Busby, Jim, 1968-75
Cadahia, Chino, 2007-10
Cannizzaro, Chris, 1976-78
Castro, José, 2015-22
Corrales, Pat, 1990-2006
Dal Canton, Bruce, 1987-90
Dews, Bobby, 1979-81, '85, '97-'06
Dorish, Harry, 1968-71
Fasano, Sal, 2018-24
Fletcher, Scott, 2012-14
French, Drew, 2021-23
Gibson, Bob, 1982-84
Gonzalez, Fredi, 2003-06
Goodman, Billy, 1968-70
Goodwin, Tom, 2024

Grammas, Alex, 1979
Haas, Eddie, 1974-77, 84
Hale, DeMarlo, 2020
Hartsfield, Roy, 1973
Hernández, Chuck, 2017-18
Hitchcock, Billy, 1966-67
Hubbard, Glenn, 1999-2010
Jackson, Sonny, 1982-83
Jones, Chipper, 2021-23
Jones, Clarence, 1985, 89-98
Kennedy, Bob, 1967
Kranitz, Rick, 2019-24
Magallanes, Bobby, 2021-24
Majtyka, Roy, 1988-90
Mathews, Eddie, 1971-72
Maxvill, Dal, 1982-84
Mazzone, Leo, 1985, 1990-2005
McDowell, Roger, 2006-16
Monchak, Al, 1986-88
Morales, Rich, 1987
Nixon, Russ, 1986-87
Paige, Satchel, 1968
Parrish, Larry, 2011
Pendleton, Terry, 2002-17
Pérez, Eddie, 2007-17, 20-24
Pignatano, Joe, 1982-84

Porter, Bo, 2015-16
Reed, Marty, 2016-20
Resinger, Grover, 1966
Rettenmund, Merv, 2000-2001
Ryan, Connie, 1971, 73-74
Sain, Johnny, 1977, 85-86
Seitzer, Kevin, 2015-24
Silvestri, Ken, 1966-75
Skinner, Bob, 1986-88
Snitker, Brian, 1985, 88-90, 2007-13
Stargell, Willie, 1986-88
Starrette, Herm, 1974-76
Sullivan, John, 1980-81
Tosca, Carlos, 2011-16
Tuiasosopo, Matt, 2024
Walker, Greg, 2012-14
Walker, Rube, 1982-84
Ward, Pete, 1978
Washington, Ron, 2017-23
Weiss, Walt, 2018-24
White, Jo Jo, 1966
Williams, Jimmy, 1990-1996
Wine, Bobby, 1985, 88-90
Wyatt, Whitlow, 1966-67
Yost, Ned, 1991-2002
Young Sr., Eric, 2018-23

BOSTON/MILWAUKEE BRAVES ROSTER (1900-65)

Following is a list of players who appeared in at least one official Boston Braves/Milwaukee Braves game from 1900 to 1965.

A

Aaron, Hank, 1954-65
Aaron, Tommie, 1962-65
Abbatichchio, Ed, 1903-05, 1910
Adcock, Joe, 1953-62
Addis, Bob, 1950-51
Aderholt, Morrie, 1945
Akers, Bill, 1932
Allen, Frank, 1916-17
Alomar, Sandy, 1964-65
Alou, Felipe, 1964-65
Anderson, William, 1925
Andrews, Nathan, 1943-45
Andrews, Stanley, 1939-40
Antonelli, John, 1948-50, 53, 61
Asmussen, Tom, 1907
Aspromonte, Ken, 1962
Atwell, Toby, 1956
Aubrey, Harry, 1903
Autry, Chick, 1909
Averill, Earl, 1941
Avila, Bobby, 1959

B

Babich, John, 1936
Bagwell, William, 1923
Bailey, Gene, 1919-20
Bailey, Fred, 1916-18
Bailey, Edgar, 1964
Bailey, Harvey, 1900
Balas, Mike, 1938
Ball, James, 1907-08
Bancroft, David, 1924-27
Barbare, Walter, 1921-22
Barberich, Frank, 1907
Barclay, George, 1904-05
Barkley, Red, 1939
Barnes, Jesse, 1915-17, 23-25
Barnes, Virgil, 1928
Barnicle, George, 1939-41
Barrett, Red, 1943-45, 47-49
Barrett, Frank, 1946
Barrett, John, 1946
Barrett, Dick, 1934
Barron, Red, 1929
Barry, Shad, 1900-01
Bass, Doc, 1918
Batchelder, Joe, 1923-25
Bates, John, 1906-09
Beauchamp, James, 1965
Beaumont, Ginger, 1907-09
Beazley, John, 1947-49
Beck, Fred, 1909-10
Becker, Beals, 1908-09
Bedell, Howard, 1962
Bell, Gus, 1962-64
Bell, Lester, 1928-29
Benge, Ray, 1936
Benton, Lawrence, 1923-27, 35
Berger, Wally, 1930-37
Berres, Ray, 1940-41

Betts, Huck, 1932-35
Bickford, Vernon, 1948-53
Blackaby, Ethan, 1962, 64
Blackburne, Russell, 1919
Blackburn, Earl, 1915-16
Blanchard, John, 1965
Blanche, Al, 1935-36
Blasingame, Wade, 1963-65
Boeckel, Tony, 1919-23
Boggs, Ray, 1928
Bolling, Frank, 1961-65
Bonner, Frank, 1903
Bool, Albert, 1931
Boone, Ray, 1959-60
Boultes, Jake, 1907-09
Bowerman, Frank, 1908-09
Boyd, Robert, 1961
Boyle, Buzz, 1929-30
Brady, James, 1912
Brady, Robert, 1946-47
Brady, King, 1912
Brain, David, 1906-07
Brandt, Ed, 1928-35
Braun, John, 1964
Braxton, Garland, 1921-22
Bray, Buster, 1941
Bridwell, Albert, 1906-07, 11-12
Broskie, Siggy, 1940
Brown, Buster, 1909-13
Brown, Drummond, 1913
Brown, Edward, 1926-28
Brown, Fred, 1901-02
Brown, Robert, 1930-36
Brown, Samuel, 1906-07
Browne, George, 1908
Brubaker, Wilbur, 1943
Brunet, George, 1960-61
Brush, Robert, 1907
Bruton, William, 1953-60
Bues, Arthur, 1913
Buhl, Robert, 1953-62
Burdette, Lew, 1951-63
Burke, Frank, 1907
Burke, William, 1910-11
Burns, Joe, 1943
Burris, Paul, 1948, 50, 52-53
Burrus, Dick, 1925-28
Bush, Guy, 1936-37
Butler, Arthur, 1911
Butler, Cecil, 1962, 64

C

Calderone, Samuel, 1954
Calhoun, William, 1913
Callahan, Joe, 1939-40
Camelli, Hank, 1947
Cameron, John, 1906
Campbell, Vin, 1912
Canavan, Hugh, 1918
Cannell, Rip, 1904-05
Cantwell, Ben, 1928-36
Capri, Pat, 1944
Cardoni, Ben, 1943-45
Carnett, Edwin, 1941
Carney, Pat, 1901-04
Carroll, Clay, 1964-65
Carroll, Dixie, 1919
Carty, Rico, 1963-65
Cather, Teddy, 1914-15
Causey, Red, 1919
Chadbourne, Chester, 1918
Chambers, Rome, 1900
Chaplin, Tiny, 1936
Chappell, Larry, 1916-17
Chappelle, William, 1908-09
Chatham, Buster, 1930-31
Cheney, Laurance, 1919
Chipman, Rob, 1950-52
Chrisley, Neil, 1961
Christenbury, Lloyd, 1919-22
Cimoli, Gino, 1961
Clark, Earl, 1927-33
Clarke, Joshua, 1911
Clarke, Boileyard, 1900
Clarkson, Buzz, 1952
Clarkson, William, 1928-29
Clemens, Clem, 1939, 44
Clements, John, 1900
Cline, Ty, 1963-65
Cloninger, Tony, 1961-65
Clymer, Otis, 1913
Cocreham, Gene, 1913-15
Coffey, Jack, 1909
Coffman, Dick, 1940
Cole, David, 1950-53
Cole, Dick, 1957
Collins, Cyril, 1913-14
Collins, Zip, 1915-17
Collins, James, 1900
Collins, William, 1910-11
Compton, Pete, 1915-16
Conatser, Clinton, 1948-49
Conley, Gene, 1952, 54-58
Conlon, Arthur, 1923
Connaughton, Frank, 1906
Connolly, Joe, 1913-16
Connor, Joe, 1900
Constable, James, 1962
Conway, Rip, 1918
Cooley, Duff, 1901-04
Cooney, James, 1928
Cooney, John, 1921-30, 38-42
Cooney, William, 1909-10
Cooper, Morton, 1945-47
Cooper, Walker, 1950-53
Coscarat, Joe, 1935-36
Cottier, Charles, 1959-60
Cottrell, Ensign, 1914
Courtney, Ernie, 1902
Cousineau, Dee, 1923-25
Covington, Sam, 1917-18
Covington, Wes, 1956-61
Cowan, Billy, 1965
Cozart, Charles, 1945
Crandall, Delmar, 1949-63
Crandall, Doc, 1918
Creedon, Connie, 1943

Crolius, Fred, 1901
 Crone, Ray, 1954-57
 Cronin, William, 1928-31
 Crowe, George, 1952-55
 Cruise, Walton, 1919-24
 Crum, Calvin, 1917-18
 Crutcher, Rich, 1914-15
 Cuccinello, Anthony, 1936-40, 42-43
 Culler, Richard, 1944-47
 Cummings, Jack, 1929
 Cunningham, Bruce, 1929-32
 Cunningham, William, 1924
 Cuppy, George, 1900
 Curran, Sam, 1902
 Curtis, Clifton, 1909-11
 Curtis, Jack, 1962
 Cusick, Jack, 1952

D

Dagenhard, John, 1943
 Dahlen, William, 1908-09
 Dam, Bill, 1909
 Daniels, Jack, 1952
 Dark, Alvin, 1946, 48-49, 60
 Davis, George, 1913-15
 Deal, Charles, 1913-14
 Delahanty, James, 1904-05
 De La Hoz, Miguel, 1964-65
 Delaney, Arthur, 1928-29
 Demaree, Al, 1919
 Demaree, Frank, 1941-42
 De Merit, John, 1957-59, 61
 De Montreville, Gene, 1901-02
 Dessau, Rube, 1907
 Detwiller, Ducky, 1942, 46
 Devlin, Arthur, 1912-13
 De Vogt, Rex, 1913
 Devore, Joshua, 1914
 Dexter, Charles, 1902-03
 Dickson, Walter, 1912-13
 Diehl, Ernest, 1906, 09
 Diehl, George, 1942-43
 Dillard, Don, 1963, 65
 DiMaggio, Vince, 1937-38
 Dinneen, William, 1900-01
 Dittmer, Jack, 1952-56
 Dolan, Cozy, 1905-06
 Doll, Arthur, 1936, 38
 Donlin, Mike, 1911
 Donnelly, Ed, 1911-12
 Donnelly, Blix, 1951
 Donovan, Dick, 1950-52
 Donovan, Bill, 1942-43
 Dorner, Gus, 1906-09
 Drabowsky, Moe, 1961
 Dressen, William, 1931
 Dresser, Robert, 1902
 Drews, Frank, 1944-45
 Dudra, John, 1941
 Duffy, Hugh, 1900
 Dugey, Oscar, 1913-14, 20
 Dunlap, William, 1929-30

E

Earley, Tom, 1938-42, 45
 Eason, Malcolm, 1902
 Eays, Edwin, 1920-21

Eckhardt, Ox, 1932
 Edelman, John, 1955
 Edwards, Foster, 1925-28
 Egan, Dick, 1915-16
 Eilers, David, 1964-65
 Elliott, Bob, 1947-51
 Elliott, Rowdy, 1910
 Elliott, Glenn, 1947-49
 Elliott, Jumbo, 1934
 Emmerich, Robert, 1923
 English, Gilbert, 1937-38
 Errickson, Dick, 1938-42
 Estock, George, 1951
 Etchison, Buck, 1943-44
 Evans, Chick, 1909-10
 Evers, John, 1914-17, 29

F

Fallenstein, Ed, 1933
 Farrell, Doc, 1927-29
 Farrell, Kerby, 1943
 Felix, Gus, 1923-25
 Ferguson, George, 1908-11
 Fernandez, Nanny, 1942-47
 Ferrell, Wesley, 1941
 Fette, Louis, 1937-40, 45
 Fillingim, Dana, 1918-23
 Fischer, Hank, 1962-65
 Fisher, Thomas, 1904
 Fitzberger, Charles, 1928
 Fitzpatrick, Ed, 1915-17
 Flaherty, Pat, 1907-08, 11
 Fletcher, Elbie, 1934-39, 49
 Ford, Gene, 1936
 Ford, Hod, 1919-23, 32-33
 Fournier, Jacques, 1927
 Fox, Terrence, 1960
 Frankhouse, F.M., 1930-35, 39
 Fraser, Chick, 1905
 Frasier, Victor, 1937
 Freigau, Howard, 1928
 Freeman, John, 1900
 Frock, Sam, 1907, 10-11
 Funk, Franklin, 1963

G

Gabler, Frank, 1937-38
 Gabrielson, L.G., 1960, 63-64
 Gallagher, Gil, 1922
 Gammons, Daff, 1901
 Garms, Debs, 1937-39
 Gautreau, Doc, 1925-28
 Gearin, Dinty, 1924
 Geier, Phil, 1904
 Genewich, Joe, 1922-28
 Gentile, Sam, 1943
 George, Lefty, 1918
 Geraghty, Ben, 1943-44
 Gervais, Lefty, 1913
 Getz, Gustave, 1909-10
 Gibson, Frank, 1921-27
 Giggie, Robert, 1959-60
 Gilbert, Lawrence, 1914-15
 Gillenwater, Carden, 1945-46
 Gladu, Roland, 1944
 Glossop, Alban, 1940
 Goldsmith, Hal, 1926-28
 Gonder, Jesse, 1965

Gonzalez, Mike, 1912
 Good, Eugene, 1906
 Good, Ralph, 1910
 Good, Wilbur, 1910-11
 Gordon, Sidney, 1950-53
 Gorin, Charles, 1954-55
 Gowdy, Hank, 1911-23, 29-30
 Graham, Peaches, 1908-11
 Graham, Kyle, 1924-26
 Graves, Sid, 1927
 Greenfield, Kent, 1927-29
 Gremminger, Ed, 1902-03
 Gremp, Buddy, 1940-42
 Griffin, Hank, 1911-12
 Griffith, Thomas, 1913-14
 Grimes, Burleigh, 1930
 Grosart, George, 1901
 Gyselman, Rich, 1933-34

H

Haid, Hal, 1931
 Haas, Eddie, 1958, 60
 Haefner, Mickey, 1950
 Hale, Dad, 1902
 Hall, Robert, 1949-50
 Hanebrink, Harry, 1953, 57-58
 Hannifin, John, 1908
 Hargrave, Pinky, 1932-33
 Harley, Dick, 1905
 Harris, David, 1925, 28
 Hartman, Robert, 1959
 Hartsfield, Roy, 1950-52
 Haslin, Mickey, 1936
 Hassett, Buddy, 1939-41
 Hazle, Robert, 1957-58
 Hearn, Bunn, 1918, 20
 Hearn, Bunny, 1926-29
 Heath, Jeff, 1948-49
 Heltzel, Heinie, 1943
 Hendley, Bob, 1961-63
 Hendrickson, Donald, 1945-46
 Henry, John, 1918
 Henry, Snake, 1922-23
 Herman, William, 1946
 Hermann, Albert, 1923-24
 Hersh, Earl, 1956
 Hershey, Frank, 1905
 Herzog, Buck, 1910-11, 18-19
 Hess, Otto, 1912-15
 Heving, Joe, 1945
 Hickey, James, 1942, 44
 High, Andrew, 1925-27
 Hill, John, 1939
 Hinton, John, 1901
 Hitchcock, Jim, 1938
 Hodggin, Elmer, 1939
 Hoeft, William, 1964
 Hofferth, Stewart, 1944-46
 Hoffman, Izzy, 1907
 Hogan, Shanty, 1925-27, 33-35
 Hogg, Brad, 1911-12
 Hogue, Robert, 1948-51
 Holke, Walter, 1919-22
 Holland, Dutch, 1932-33
 Hollingsworth, Bonnie, 1928
 Holmes, Tom, 1942-51
 Hood, Abie, 1925
 Hoop, John, 1946-47

Hoover, Dick, 1952
 Hornsby, Rogers, 1928
 Houser, Ben, 1911-12
 Howard, Del, 1906-07
 Huber, Otto, 1939
 Hughes, Tom, 1914-18
 Hulihan, Harry, 1922
 Hunnefeld, William, 1931
 Huston, Warren, 1944
 Hutchings, John, 1941-42,
 44-46
 Hutchinson, Ira, 1937-38,
 44-45\

I

Ingerton, Scotty, 1911

J

Jacklitsch, Fred, 1917
 Jackson, George, 1911-13
 James, Bernie, 1929-30
 James, William, 1913-15, 19
 Javery, Alva, 1940-46
 Jay, Joe, 1953-60
 Jeffcoat, George, 1943
 Jester, Virgil, 1952-53
 Jethroe, Sam, 1950-52
 Johnson, Arthur, 1940-42
 Johnson, Ernie, 1950-58
 Johnson, Ken, 1965
 Johnson, Louis, 1962
 Johnson, Roy, 1937-38
 Johnson, Silas, 1946-47
 Johnston, James, 1926
 Jolly, David, 1953-57
 Jones, John, 1920
 Jones, Ken, 1930
 Jones, Mack, 1961-65
 Jones, Percy, 1929
 Jones, Sheldon, 1952
 Jones, Nippy, 1957
 Jones, William, 1911-12
 Jordan, Buck, 1932-37
 Joost, Eddie, 1943, 45

K

Kahle, Robert, 1938
 Kahn, Owen, 1930
 Kaiser, Albert, 1911-12
 Kamp, Ike, 1924-25
 Kane, Tom, 1938
 Karl, Andy, 1947
 Keating, Ray, 1919
 Kelleher, John, 1924
 Kelley, Joseph, 1908
 Kelley, Dick, 1964-65
 Kelly, James, 1918
 Kelly, Joe, 1917-19
 Kenney, Arthur, 1938
 Kerr, Buddy, 1950-51
 Kibbie, Hod, 1925
 King, Lee, 1919
 Kirke, Jay, 1911-13
 Kittredge, Malachi, 1901-03
 Klaus, William, 1952-53
 Klimchuck, Louis, 1962-65
 Kling, John, 1911-12

Klobedanz, Frederick, 1902
 Klopp, Stan, 1944
 Kluttz, Clyde, 1942-45
 Knetzer, Elmer, 1916
 Knight, Jack, 1927
 Knothe, Fritz, 1932-33
 Knotts, Joe, 1907
 Kolb, Gary, 1964-65
 Konetchy, Ed, 1916-18
 Konstanty, Jim, 1946
 Kopf, William, 1922-23
 Koppe, Joe, 1958
 Koslo, Dave, 1954-55
 Kowalik, Fabian, 1936
 Kraft, Clarence, 1914
 Kroh, Rube, 1912
 Krsnich, Mike, 1960, 62
 Kruger, Art, 1910
 Kuczek, Steve, 1949

L

Lake, Fred, 1910
 Lakeman, Albert, 1949
 La Manna, Frank, 1940-42
 Lane, Hunter, 1924
 Lanfranconi, Walt, 1947
 Lanning, John, 1936-39, 47
 Lansing, Eugene, 1922
 Larker, Norman, 1963
 Larsen, Swede, 1936
 Lary, Frank, 1964
 Lau, Charles, 1960-61
 Lauterborn, William, 1904-05
 Lawson, Robert, 1901
 Leach, Fred, 1932
 Lee, Harold, 1933-36
 Lee, William, 1945-46
 Lefler, Wade, 1924
 Leggett, Louis, 1929
 Lemaster, Denny, 1962-65
 Leverett, Dixie, 1929
 Lewis, Edward, 1900
 Lewis, William, 1935-36
 Liddle, Don, 1953
 Liese, Fred, 1910
 Lindaman, Vive, 1960-09
 Lindemann, Ernest, 1907
 Linden, Walter, 1950
 Lindquist, Carl, 1943-44
 Litwhiler, Danny, 1946-48
 Littlefield, Dick, 1958
 Livingston, Tom, 1949
 Loane, Bob, 1940
 Logan, John, 1951-61
 Logan, Bob, 1945
 Lombardi, Ernie, 1942
 Long, Red, 1902
 Lopata, Stan, 1959-60
 Lopez, Al, 1936-40
 Lord, Bris, 1913
 Low, Fletcher, 1915
 Lucas, Charles, 1924-25
 Luque, Dolf, 1914-15
 Lush, Billy, 1901-02
 Lyons, Al, 1948

M

MacFayden, Dick, 1935-39, 43
 Mack, Joe, 1945
 MacKenzie, Ken, 1960-61
 Macon, Max, 1944-47
 Madden, Tom, 1906
 MacPherson, Harry, 1944
 Magee, Sherry, 1915-17
 Maggert, Harl, 1938
 Maguire, Fred, 1929-31
 Majeski, Hank, 1939-41
 Malarkey, John, 1902-03
 Malkmus, Bobby, 1957
 Mallon, Les, 1934-35
 Maloney, Charlie, 1908
 Mangum, Leo, 1932-35
 Mann, L., 1913-14, 19-20, 24-27
 Manno, Don, 1940-41
 Mantilla, Felix, 1956-61
 Manville, Dick, 1950
 Maranville, Rabbit, 1912-20, 29-35
 Marquard, Rube, 1922-25
 Marquez, Luis, 1951
 Marriott, Bill, 1925
 Marshall, Willard, 1950-52
 Marshall, Doc, 1904
 Martel, Marty, 1910
 Martin, Jack, 1914
 Martin, Bill, 1914
 Martin, Ray, 1943, 47-48
 Masi, Phil, 1939-49
 Massey, Roy, 1918
 Massey, Mike, 1917
 Mathes, Joe, 1916
 Mathews, Ed, 1952-65
 Mattern, Al, 1908-12
 Matthews, Joe, 1922
 Mauch, Gene, 1950-51
 Maye, Lee, 1959-65
 Mayo, Ed, 1937-38
 McAfee, Bill, 1931
 McAuliffe, Gene, 1904
 McCarthy, John, 1943, 46
 McCarthy, Tom, 1908-09
 McCarthy, Bill, 1906
 McCarthy, William J., 1905
 McCleskey, Jeff, 1913
 McCloskey, Jim, 1936
 McCormick, Frank, 1947-48
 McCormick, Mike, 1946-48
 McCreery, Tom, 1903
 McDonald, Tex, 1913
 McDonald, Ed, 1911-12
 McElyea, Frank, 1942
 McGann, Dan, 1908
 McGee, Dan, 1934
 McGowan, Frank, 1937
 McInnis, Stuffy, 1923-24
 McKechnie, William, 1913
 McLeod, Ralph, 1938
 McMahan, Don, 1957-62
 McManus, Marty, 1934
 McMillan, Roy, 1961-64
 McNamara, Dinny, 1927-28
 McNamara, Tim, 1922-25
 McNichol, Ed, 1904
 McQuillan, Hugh, 1918-22, 27
 McTigue, Bill, 1911-13

Medwick, Joe, 1945
 Menke, Denis, 1962-65
 Metkovich, Catfish, 1954
 Meyers, Chief, 1917
 Miller, Ed, 1939-42
 Miller, Frank, 1922-23
 Miller, Doc, 1910-12
 Miller, Tom, 1918-19
 Mills, Art, 1927-28
 Mitchell, Fred, 1913
 Mogridge, George, 1926-27
 Montgomery, Al, 1941
 Moore, Gene, 1936-38, 40-41
 Moore, Eddie, 1926-28
 Moore, Randy, 1930-35
 Moran, Al, 1938-39
 Moran, Herbie, 1908-10, 14-15
 Moran, Pat, 1901-05
 More, Forrest, 1909
 Morehead, Seth, 1961
 Morgan, Cyril, 1921-22
 Morgan, Joe, 1959
 Moriarity, Ed, 1935-36
 Moroney, Jim, 1906
 Morrison, Guy, 1927-28
 Morton, Bubba, 1963
 Moss, Ray, 1931
 Mowry, Joe, 1933-35
 Mueller, Heinie, 1928-29
 Mueller, Ray, 1935-38, 51
 Muich, Joe, 1924
 Mulligan, Dick, 1946-47
 Murff, Red, 1956-57
 Murphy, Dave, 1905
 Murphy, Frank, 1901
 Murphy, Buzz, 1918
 Murray, James, 1914
 Murray, Jim, 1936
 Murtaugh, Dan, 1947
 Myers, Hap, 1913

N

Needham, Tom, 1904-07
 Nehf, Art, 1915-19
 Neill, Tom, 1946-47
 Neis, Bernie, 1925-26
 Nelson, Tom, 1945
 Neun, John, 1930-31
 Nichols, Kid, 1900-01
 Nichols, Chet, 1951, 54-56
 Nicholson, Fred, 1921-22
 Niekro, Phil, 1964-65
 Nieman, Butch, 1943-45
 Niggeling, John, 1938, 46
 Nixon, Al, 1921-23
 North, Lou, 1924
 Northrop, Jake, 1918-19
 Nottebart, Don, 1960-62
 Noyes, Wynn, 1913
 Nutter, Dizzy, 1919

O

O'Brien, John, 1959
 O'Connell, Dan, 1954-57
 O'Dea, Ken, 1946
 O'Dell, Billy, 1965
 Odum, Dave, 1943
 Oeschger, Joe, 1919-23

Ogrodowski, Joe, 1925
 O'Hara, Kid, 1904
 Oliver, Gene, 1963-65
 Olivo, Chichi, 1961, 64-65
 Olmo, Luis, 1950-51
 O'Neil, Mickey, 1919-25
 O'Neill, Jack, 1906
 Orndorff, Jesse, 1907
 O'Rourke, Frank, 1912
 Osborne, Wayne, 1936
 Osinski, Dan, 1965
 Outlaw, Jimmy, 1939

P

Padgett, Don, 1946
 Padgett, Ernie, 1923-25
 Pafko, Andy, 1953-59
 Paine, Phil, 1951, 54-57
 Palmero, Emilio, 1928
 Parson, Jiggs, 1910-11
 Patton, Gene, 1944
 Peery, Red, 1929
 Pendleton, Jim, 1953-56
 Perdue, Hub, 1911-14
 Peploski, Henry, 1929
 Pfeffer, Jeff, 1906-08, 11
 Phillips, Damon, 1944, 46
 Phillips, Ed, 1924
 Phillips, Taylor, 1956-57
 Piatt, Wiley, 1903
 Piche, Ron, 1960-63
 Pick, Charlie, 1919-20
 Pickrel, Clarence, 1934
 Piechota, Al, 1940-41
 Pierotti, Al, 1920-21
 Pilney, Anoy, 1936
 Pisoni, Jim, 1959
 Pittinger, Toggie, 1900-04
 Pizarro, Juan, 1957-60
 Poland, Hugh, 1943-44, 46
 Posedel, Bill, 1939-41, 46
 Potter, Nels, 1948-49
 Powell, Ray, 1917-24
 Preibisch, Mel, 1940-41
 Prendergast, Jim, 1948
 Pruett, Hub, 1932
 Pyle, Ewald, 1945

Q

Queen, Bill, 1954
 Quinn, Jack, 1913

R

Ragan, Pat, 1915-19
 Ramsey, Bill, 1945
 Randall, Newt, 1907
 Ranew, Merritt, 1964
 Rariden, Bill, 1909-13
 Rawlings, John, 1917-20
 Raymer, Fred, 1904-05
 Raymond, Claude, 1961-63
 Reed, Bill, 1952
 Rehg, Wally, 1917-18
 Reid, Earl, 1946
 Reis, Robert, 1936-38
 Reis, Tom, 1938
 Reiser, Pete, 1949-50

Reulbach, Ed, 1916-17
 Rhem, Flint, 1934-35
 Rhiel, Billy, 1930
 Rice, Del, 1955-59
 Rich, Woody, 1944
 Richbourg, Lance, 1927-31
 Richie, Lew, 1909-10
 Rickert, Joe, 1901
 Rickert, Marv, 1948-49
 Rico, Art, 1916-17
 Riconda, Harry, 1926
 Riddle, John, 1937-38
 Riggert, Joe, 1919
 Riley, Jim, 1910
 Ritchey, Claude, 1907-09
 Roach, Mel, 1953-54, 57-61
 Roberge, Skip, 1941-42, 46
 Robertson, Charlie, 1927-28
 Robertson, Gene, 1929-30
 Robinson, Humberto, 1955-58
 Rollings, Red, 1930
 Roof, Phil, 1961, 64
 Roselli, Bob, 1955-56, 58
 Roser, Steve, 1946
 Roser, John, 1922
 Ross, Chet, 1939-44
 Rowell, Bama, 1939-41, 46-47
 Roy, Norm, 1950
 Rudolph, Dick, 1913-20, 22, 27
 Rush, Bob, 1958-60
 Russell, Jim, 1948-49
 Ruth, Babe, 1935
 Ryan, Connie, 1943-44, 46-50
 Ryan, Rasy, 1925-26

S

Sadowski, Bob, 1963-65
 Sain, John, 1942, 46-51
 St. Claire, Ebba, 1951-53
 Salkeld, Bill, 1948-49
 Samuel, Amado, 1962-63
 Sanders, Raymond, 1946, 1948-58
 Sandlock, Mike, 1942, 44
 Salvo, Manny, 1940-43
 Sauer, Ed, 1949
 Sawatski, Carl, 1957-58
 Scalzi, John, 1931
 Scarsella, Les, 1940
 Schacht, Sid, 1951
 Schacker, Hal, 1945
 Schmidt, Butch, 1913-15
 Schneider, Dan, 1963-64
 Schoendienst, Red, 1957-60
 Schreiber, Hank, 1917
 Schulmerich, Wes, 1931-33
 Schulte, Jack, 1906
 Schulte, John, 1932
 Schultz, Joe, 1912-13
 Schuster, William, 1939
 Schwind, Arthur, 1912
 Scott, Jack, 1917-21
 Seibold, Socks, 1929-33
 Sellers, Rube, 1910
 Seymor, Cy, 1913
 Shannon, Joe, 1915
 Shannon, Red, 1915
 Sharpe, Bud, 1905, 10
 Shaw, Alfred, 1909

Shaw, Robert, 1962-63
 Shay, Marty, 1924
 Shean, Dave, 1909-10, 12
 Shearer, Ray, 1957
 Sheely, Earl, 1931
 Shemo, Stan, 1944-45
 Sherdel, William, 1930-32
 Shires, Art, 1932
 Shoffner, Milt, 1937-39
 Shoun, Clyde, 1947-49
 Shupe, Vincent, 1945
 Siemer, Oscar, 1925-26
 Simmons, Alousius, 1939
 Siner, Hosea, 1909
 Singleton, Elmer, 1945-46
 Sisler, George, 1928-30
 Sisti, Sibby, 1939-42, 46-54
 Slagle, James, 1901
 Slaughter, Enos, 1959
 Sleater, Louis, 1956
 Smalley, Roy, 1954
 Smith, Earl, 1923-24
 Smith, Elmer, 1901
 Smith, Fred, 1913
 Smith Harry, 1908-10
 Smith, Jack, 1964
 Smith, Jack, 1926-29
 Smith, Jimmy, 1918
 Smith, Red, 1914-1919
 Smith, Robert, 1923-30, 33-37
 Snodgrass, Fred, 1915-16
 Southworth, Billy, 1921-23
 Southworth, William, 1964
 Spahn, Warren, 1942, 46-64
 Spangler, Albert, 1959-61
 Spencer, Chester, 1906
 Sperber, Edwin, 1924-25
 Spohrer, Alfred, 1928-35
 Spratt, Harry, 1911-12
 Stahl, Chick, 1900
 Stanky, Ed, 1948-49
 Stanley, Joe, 1903-04
 Starr, Charles, 1909
 Starr, Ray, 1933
 Steinfeldt, Harry, 1911
 Stern, Fred, 1908-09
 Stengel, Casey, 1924-25
 Stewart, Joe, 1904
 Stout, Allyn, 1943
 Strand, Paul, 1913-15
 Street, Gabby, 1905
 Strincevich, Nicholas, 1940-41
 Stripp, Joe, 1938
 Stroebe, Allie, 1905-06
 Sturgeon, Robert, 1948
 Stryker, Dutch, 1924
 Sullivan, Andrew, 1904
 Sullivan, John, 1920-21
 Sullivan, Joe, 1939-41
 Sullivan, William, 1900
 Surkont, Max, 1950-53
 Sutcliffe, Butch, 1938
 Sweeney, William, 1907-13
 Swift, William, 1940

T

Talcott, Roy, 1943
 Tanner, Chuck, 1955-57

Taylor, Ben, 1955
 Taylor, Ed, 1926
 Taylor, Robert, 1957-58, 61-63
 Taylor, Zack, 1926-29
 Tenney, Fred, 1900-07, 11
 Terry, Zebulon, 1918
 Thevenow, Tom, 1937
 Thiel, Bert, 1952
 Thomas, Frank, 1961, 65
 Thomas, Herbert, 1924-25, 27
 Thomas, Roy, 1909
 Thomas, Oscar, 1908
 Thompson, Don, 1949
 Thompson, Fuller, 1911
 Thompson, Tommy, 1933-36
 Thomson, Bobby, 1954-57
 Thorpe, Bob, 1951-53
 Thorpe, Jim, 1919
 Tiefenauer, Bobby, 1963-65
 Tierney, Cotton, 1924
 Titus, John, 1912-13
 Tobin, James, 1940-45
 Torgeson, Earl, 1947-52
 Torphy, Red, 1920
 Torre, Frank, 1956-60
 Torre, Joe, 1960-65
 Tost, Louis, 1942-43
 Touchstone, Clayland, 1928-29
 Townsend, Ira, 1920-21
 Townsend, Leo, 1920-21
 Trageser, Walter, 1913-19
 Trowbridge, Robert, 1956-59
 Tuckey, Thomas, 1908-09
 Turner, James, 1937-39
 Twombly, George, 1917
 Tyler, Fred, 1914
 Tyler, Lefty, 1910-17
 Tyler, John, 1934-35

U

Uecker, Bob, 1962-63
 Ullisney, Mike, 1945
 Umbach, Arnold, 1964
 Upham, William, 1918
 Urban, Luke, 1927-28
 Urbanski, William, 1931-37

V

Vargas, Roberto, 1955
 Vargas, William, 1925-26
 Veigel, Allan, 1939
 Veltman, Arthur, 1931
 Verban, Emil, 1950
 Vernon, Mickey, 1959
 Voisle, William, 1947-49
 Volz, Jake, 1905
 Voyles, Philip, 1929

W

Wagner, William, 1918
 Wall, Murray, 1950
 Wallace, Lefty, 1942, 45-46
 Wallen, Norman, 1945
 Walsh, Edward, 1917
 Walsh, Joe, 1938
 Walters, Bucky, 1931-32, 50
 Waner, Lloyd, 1941

Waner, Paul, 1941-42
 Warstler, Rabbit, 1936-40
 Wasem, Link, 1937
 Watson, Mule, 1920-22
 Weafer, Hal, 1936
 Weaver, Orlie, 1911
 Weeden, Charles, 1911
 Weir, Roy, 1936-39
 Welsh, Jimmy, 1925-27, 29-30
 Wentzel, Stan, 1945
 Wertz, Johnny, 1926-29
 West, Max, 1938-42, 46
 Westerberg, Oscar, 1907
 Weston, Alfred, 1929
 Whaling, Bert, 1913-15
 Whelan, Tom, 1920
 Whisenant, Pete, 1952
 Whitcher, Robert, 1945
 White, Charles, 1954-55
 White, Ernest, 1946-48
 White, Kirby, 1909-1910
 White, Steve, 1912
 White, Samuel C., 1961
 White, Samuel L., 1919
 Whitehouse, Gilbert, 1912
 Whitney, Pinky, 1933-36
 Whitted, Possum, 1914
 Wickland, Albert, 1918
 Wietelmann, Whitey, 1939-46
 Wilborn, Claude, 1940
 Wilhelm, Kaiser, 1904-05
 Wilhoit, Joe, 1916-17
 Willey, Carlton, 1958-62
 Willis, Victor, 1900-05
 Williams, Ace, 1940, 46
 Williams, Earl, 1928
 Williams, Pop, 1903
 Wilson, Arthur, 1918-20
 Wilson, Charles, 1931
 Wilson, Frank, 1924-26
 Wilson, James, 1951-54
 Wise, Casey, 1958-59
 Witherup, Roy, 1906
 Wolverton, Harry, 1905
 Womack, Sidney, 1926
 Woodend, George, 1944
 Woodward, Woody, 1963-65
 Workman, Charles, 1943-46
 Worthington, Red, 1931-34
 Wright, Albert, 1933
 Wright, Ab, 1944
 Wright, Ed, 1945-48

Y

Yeargin, James, 1922, 24
 Young, Cy, 1911
 Young, Harley, 1908
 Young, Herman, 1911
 Young, Irving, 1905-08

Z

Zachary, Tom, 1930-34
 Zinn, Guy, 1913



MISC. INFORMATION

What America's

MEDIA GUIDELINES

CREDENTIAL APPLICATION PROCESS: In accordance with MLB, in order to attend a Braves regular-season game, only credentials submitted through <https://credentials.mlb.com> will be considered, and credentials will only be issued to legitimate news-gathering agencies that have applied via the website. Requests made in-person, via email, or by phone will not be honored.

BBWAA cards, including gold card and lifetime membership cards, will be allowed at Truist Park for the 2025 season. For local media holding BBWAA cards, please notify a member of the Braves PR staff if you are planning to cover a game in person so that you may be included in the media tally for that particular day.

For any questions related to the credential application process, please contact the Braves' credential representative, Mitch George, at mitch.george@braves.com.

ARRIVAL TO TRUIST PARK (PARKING AND CREDENTIAL PICK UP): Specific parking information will be conveyed to media upon their approval for a credential. Please check your email for parking details prior to arrival.

All writing press, photographers and videographers can pick up their credential upon entrance to the ballpark at the Third Base Gate. All media needing access to the "TV Compound" area will enter through the guard shack at Gate One, adjacent to the TV truck entrance on Circle 75 Parkway.

A government-issued photo ID (driver's license or passport) is required to pick up a credential. Each individual must pick up their own credential.

The credential must be visible at all times inside Truist Park.

For regular season games, Truist Park will open to media four (4) hours prior to first pitch.

PRESS BOX: The Truist Park press box is located in the upper deck, behind home plate, around sections 323-329. All media seating will be assigned during the 2025 season. Media may be asked to sit in auxiliary broadcast booths or other select locations.

Upon arrival, writing press may take the Third Base elevators to level "UL" to access the press box.

Wi-Fi can be accessed using the network "MLB-Press" with the password "Hom3Run!"

Water, soft drinks, coffee and snacks are available in the press box break room. To get there, take the third base elevator to the upper level ("UL") and take a right; the entrance will be on the left. The table and chairs in the main seating area are reserved for the writing press covering the game.

INTERVIEW ACCESS: During the 2025 season, all player, manager, and coach availability will take place in-person either in the clubhouse or interview room. Players, managers and/or coaches will be made available before and after each regular-season game (home and road).

Media members attending open clubhouse must have articulable coverage objectives.

FIELD ACCESS: Media may access the field via the Third Base tunnel by taking the Third Base elevator to Field Level. The field access point will be clearly marked near the visiting clubhouse. They will have access to the warning track behind home plate, ranging from first base to third base. Media may also access the dugout during the 2025 season.

STILL PHOTOGRAPHERS: Photographers are allowed to shoot inside Truist Park. The exact shooting location is fluid, and Braves photographer Kevin D. Liles (kdiles@gmail.com) will be in touch with specifics prior to the game. Please speak with him or another Braves communications staffer prior to shooting.

Still photography is prohibited within the press box.

TELEVISION AFFILIATES & VIDEOGRAPHERS: Television affiliates will be allowed inside Truist Park for pre-game access and post-game access. Gameday video can be captured for newsgathering purposes only. Ancillary programming, such as pre-game and post-game shows, highlight shows, coaches shows, year-in-review, week-in-review shows, and videocasts are not permitted.

Videographers are allowed to conduct live shots from the Truist Park concourse. They can also be shot from the warning track during batting practice (see "Field Access" for more information) and the pre-game ceremony. The affiliate's talent and/or other personnel will be given access to the press box or may join the videographer.

All live shots during the rightsholder window once the game starts need to be conducted outside Truist Park. Please make the Braves corporate communications staff aware in advance of your arrival (Sarit Babboni, Karely Avila Ledesma, Shawn Johnson). They will work with the television affiliate/videographer to let them know where they can shoot from.

During the game, shooting/recording of any kind inside the ballpark is strictly prohibited. Following the game, recorded video is permissible inside the ballpark and can be posted once official game broadcast is off the air.

TV sets, drones, and sponsored segments/content are not allowed in The Battery Atlanta or Truist Park.

MEDIA DINING: Media dining is available in the back of the press box for \$10.

PRINTED GAMEDAY MATERIALS & OTHER MEDIA NEEDS: Game notes and lineups will be printed and made available near the press box break room prior to each game. This information, as well as current rosters, stat pack and select audio/video assets can be found on bravespressbox.com.

BRAVES X ACCOUNT: Relevant information regarding clubhouse hours and media availabilities can be found at @BravesComms on X. Follow the account and reach out to a PR staff member for approval.

2025 BRAVES COMMUNICATIONS STAFF



JENNIFER MASTIN GIGLIO

Senior Vice President,
Communications & PR



CAMERON RUDD

Vice President,
Investor Relations



SARIT BABBONI

Sr. Director,
Communications



JARED BURLEYSON

Director,
Baseball Communications



FRANCO GARCÍA

Director,
Player Relations



KARELY AVILA LEDESMA

Manager,
Communications



MITCH GEORGE

Sr. Coordinator,
Baseball Communications



JEFF LOMBARDI

Coordinator,
Baseball Communications



SHAWN JOHNSON

Coordinator,
Communications



Outfielder Jorge Soler and Franco García, Atlanta's director of player relations, after Soler was named MVP of the 2021 World Series.

FRONT OFFICE

MANAGER & STAFF

PLAYER BIOS

SEASON IN REVIEW

PLAYER DEVELOPMENT

BRAVES HISTORY

OPPONENTS

MISCELLANEOUS

2025 BRAVES BROADCASTERS

RADIO: The Atlanta Braves, WCNN 680 the Fan and WCNN 106.7 the Fan, the Atlanta Braves flagship rightsholders, will carry all 162 regular season games and all Spring Training games. The Braves Radio Network includes over 150 affiliates across the Southeast, one of the largest radio affiliates in all major league sports.

TELEVISION: The Atlanta Braves and FanDuel Sports Network will team up in 2025 to bring Braves fans the best and most comprehensive sports television broadcasting in Major League Baseball. Beginning on Opening Day, fans will also be able to select from SAP options on all cable, satellite and streaming providers. FanDuel Sports Network reaches seven Southeastern states and has broadcast Braves regular-season and Spring Training games the past 26 seasons. Additionally, 15 regular season games will be simulcast on Gray TV stations across the southeast.

BRANDON GAUDIN FanDuel Sports Network

- Brandon Gaudin is set to serve his third season as Atlanta's lead play-by-play announcer in 2024. He also broadcasts NFL, MLB and college basketball for FOX Sports.
- In his first season as the Braves' play-by-play voice, he was named NSMA's Georgia Sportscaster of the Year.
- His voice is also well known in the gaming world, as he has been the play-by-play voice on the Madden NFL franchise each year since Madden NFL 17 launched in 2016.
- Previously, Gaudin was the Voice of the Georgia Tech Yellow Jackets, calling football, men's basketball, and baseball from 2013-16. He has remained an Atlanta resident ever since.
- Gaudin is a graduate of Butler University, where he was named "Most Outstanding Communications Student" and one of the "Top 10 Male students" in his graduating class of 2006.
- After college, he began his professional career calling Minor League Baseball games for the Orem Owlz in the Los Angeles Angels organization.

- Originally from Evansville, Indiana, in 2008 he got to return to his hometown to be the "Voice of the Evansville Purple Aces" for three seasons. Following that, he was hired by his alma mater, Butler, to be their play-by-play voice from 2010-13 (and was on the call for their magical run to the Final Four in 2011).
- Gaudin's resume also includes over nine years calling NFL and NCAA Men's Basketball tournament games for Westwood One Radio (2015-present).
- The first professional sporting event he attended was Game 5 of the 1991 World Series where the Braves defeated the Minnesota Twins 14-5. He returned to Atlanta for World Series trips in 1992 and 1995.



C.J. NITKOWSKI FanDuel Sports Network

- C.J. Nitkowski in 2025 enters his second season in the Braves broadcast booth where he will serve as the lead analyst.
- A former MLB pitcher, Nitkowski was an analyst for Texas Rangers telecasts on Bally Sports Southwest from 2017-23 where he was nominated for 11 Lone Star Emmy Awards, winning six times.
- Nitkowski also has national TV experience, working as an analyst in the booth for FOX and FS1 from 2014-19 and in a studio role for FOX and FS1's highlight, pre, and postgame shows.
- During his 10-year MLB playing career, Nitkowski pitched for eight different teams, including 22 games with the Braves during the 2004 season.

- His MLB career lasted from 1995-2005 and included 336 games pitched for Cincinnati, Detroit, Houston, New York (NL), Texas, Atlanta, New York (AL) and Washington.
- Nitkowski also spent four additional seasons pitching in Japan and Korea before beginning his broadcasting career in 2013.
- A native of Suffern, N.Y., Nitkowski has lived in Alpharetta for 19 years with his wife, Megan. The couple has three children, Matthew, Brooke and Luke.



TOM GLAVINE **FanDuel Sports Network**

- National Baseball Hall-of-Famer Tom Glavine will continue his role as a Braves broadcaster for the 2025 season...He previously served as an occasional guest for the Braves Radio Network Pre-Game Show, and as a guest analyst for select games on the Braves Radio Network...Additionally, he worked as a guest analyst for select home games televised by Bally Sports prior to an increased role from 2019 to 2021.
- A 2014 Hall of Fame inductee, Glavine was named special assistant to Braves Vice Chairman John Schuerholz in February 2010.
- A two-time N.L. Cy Young Award winner (1991 & 1998) and a 10-time N.L. All-Star, Glavine owns a 305-203 career record and 3.54 ERA in 682 games.
- He helped Atlanta to five World Series appearances and was named the Most Valuable Player of the 1995 World Series, when the Braves defeated the Cleveland Indians.
- He was selected by the Braves in the second round of the 1984 draft, and made his big-league debut in

1987...A five-time 20-game winner, Glavine joined the 300-win club with an 8-3 victory over the Cubs on August 5, 2007, at Wrigley Field.

- He was inducted into the Braves Hall of Fame in 2010.
- Tom and his wife Christine reside in Santa Rosa Beach, Fla., and have five children - daughter, Amber Nicole, and sons, Jonathan, Peyton Thomas, Mason Riley and Kieran Patrick.



JEFF FRANCOEUR **FanDuel Sports Network**

- The 2025 season marks Francoeur's eighth season in the broadcast booth...He served as a guest analyst for select Braves games in both the radio and television booths during the 2018 season.
- Francoeur retired in 2017 following a 12-year major league career, during which he appeared with Atlanta (2005-09; '16), New York-NL (2009-'10), Texas (2010), Kansas City (2011-'13), San Francisco (2013), San Diego (2014), Philadelphia (2015) and Miami (2016)...He was a career .261 (1,373-for-5,260) hitter over 1,480 games.
- Originally a first-round pick by Atlanta in the 2002 draft, Francoeur debuted with the Braves in 2005 and

finished third in the N.L. Rookie of the Year balloting.

- He won a Rawlings Gold Glove award in the N.L. in 2007, and lead the league in outfield assists in three different seasons (2007, '10, '12).
- A native of Atlanta, Francoeur and his wife, Catie have four children - Emma Cate, Brayden, Eleanor and Camden - and reside in Suwanee.



FRANCISCO X. RIVERA **FanDuel Sports Network**



- Francisco X. Rivera joins FanDuel Sports Network for the 2025 season as the first Spanish television voice of the Braves...He started his MLB broadcasting career as a play-by-play announcer for FOX Deportes in 2006 and covered nine World Series for the network in different roles as a commentator, host and reporter.
- Rivera has prior baseball play-by-play experience as a member of the Los Angeles broadcast team from 2009-11 on ESPN Deportes Radio and called weekly MLB games for DirecTV Latin America.
- In 2012, he was the youngest broadcaster to call a World Series game on Spanish television.
- Rivera has been one of the lead Spanish voices for Major League Soccer on Apple TV for two seasons... He's been the Spanish radio play-by-play announcer for the Los Angeles Kings since 2018, was the lead voice for Clipper Vision telecasts for the Los Angeles Clippers during the 2022-23 season and has been a Spanish TV announcer for FOX Sports' weekly NFL coverage.
- Rivera's resume includes calling events such as the Super Bowl, the NBA Finals, UEFA Champions League and several soccer events in English, such as the FIFA Club World Cup, Confederations Cup, as well as U-20 Men's and Women's World Cups...During the 2020-21 season, he became the first Latino-born broadcaster to call a U.S. pro hockey game in English, calling a game for the Ontario Reign of the American Hockey League...He has called MLB, NFL, NBA, NHL and MLS games in the last year.
- A native of Mexico City, Rivera has a broadcast journalism Bachelor's degree from Long Beach State University.

BEN INGRAM Braves Radio Network

- 2025 is Ingram's 15th season with the Braves Radio Network...This is his seventh season with a regular role in the radio booth calling play-by-play alongside Joe Simpson.
- In 2022, he was named NSMA's Georgia Sportscaster of the Year.
- Ingram hosted the Braves pregame show from 2012-2020, and hosted the postgame show from 2011-2019...He has also been the host of the Braves' Clubhouse Report, heard on the flagship station of the Braves, 680 The Fan.
- Prior to joining the Braves Radio Network, Ingram spent six seasons broadcasting minor league baseball with the Jackson Senators, Eugene Emeralds and Mississippi Braves.

- Ingram, a native of Madison, MS, graduated from Mississippi College in Clinton, MS and was named a 2014 Distinguished Alumnus of the year by the Department of Communication.
- Ben also calls college football in the offseason, including the Chick-fil-A Peach Bowl.
- He resides in Buckhead.



JOE SIMPSON Braves Radio Network

- Simpson is in his 34th season as a Braves broadcaster... He was inducted into the Atlanta Braves Hall of Fame on January 27, 2018.
- The 2025 season will see Simpson continue his role as an analyst on radio broadcasts this season, and he also spent 15 campaigns calling games on Bally Sports South and Bally Sports Southeast.
- He played professionally for 11 seasons, beginning in 1973 when he was drafted by the Los Angeles Dodgers in the third round.
- Simpson joined the Seattle Mariners in 1979 before being traded to the Kansas City Royals in 1983... An outfielder and first baseman throughout his professional career, he retired from the California Angels organization following the 1984 season.

- He had his best season in 1979, when he hit .283 in 120 games for the Mariners.
- Simpson worked as an analyst on Seattle Mariners telecasts for five years before joining Turner Sports in 1992.
- Named "Georgia Sports Broadcaster of the Year" in 1995.
- A native of Norman, Okla., he was an All-American outfielder and first baseman at the University of Oklahoma.
- Joe and his wife Kathy live in Marietta, Ga...They have two children, Meg and Gabe, and one grandson.



DARREN O'DAY Braves Radio Network

- O'Day enters his third season in the broadcast booth, all with Atlanta, following his retirement from Major League Baseball in 2022.
- A 15-year major league veteran, O'Day compiled a 42-21 record with a 2.59 ERA across 644 career games with the Angels (2008), Mets (2009), Rangers (2009-11), Orioles (2012-18), Braves (2019-20, '22) and Yankees (2021).
- The right-hander pitched in 55 games across three seasons as a member of the Braves bullpen in 2019, 2020 & 2022, compiling a 6-2 record with a 2.70 ERA.

- O'Day was named to the American League All-Star team in 2015 while with Baltimore, going 6-2 with a 1.52 ERA over 68 games with the club.
- Darren and his wife Elizabeth have two children, a daughter, Claire, and son, Dane, and reside in Atlanta.



RULES OF INTEREST

PLAYER LIMITS: Forty until Opening Day, when the number of players must be reduced to 26 until Sept. 1, when it becomes 28.

DETERMINING BATTING AVERAGE: Divide the number of at-bats into the number of hits.

DETERMINING EARNED RUN AVERAGE: Multiply the number of earned runs by nine, divide the total by the number of innings pitched.

DETERMINING ON-BASE PERCENTAGE: Add the total of hits, walks and hit by pitches and divide by the total of at-bats, walks, hit by pitches and sacrifice flies.

DETERMINING SLUGGING PERCENTAGE: Divide the total bases of all hits by the total times at-bat (at-bats do not include walks, sacrifices, hit by pitches, or times awarded first base because of interference or obstruction).

DETERMINING FIELDING AVERAGE: Divide the total putouts and assists by the total of putouts, assists and errors.

DETERMINING WINNING PERCENTAGE: Divide the number of games won by the total games won and lost.

DETERMINING THE MAGIC NUMBER: Determine the number of games yet to be played, add one, then subtract the number of games ahead in the loss column of the standings of the closest opponent.

CONSECUTIVE GAME HITTING STREAKS: A consecutive-game hitting streak shall not be terminated if all the player's plate appearances (one or more) result in a base on balls, hit batsman, defensive interference or a sacrifice bunt. The streak shall terminate if the player has a sacrifice fly and no hit.

CONSECUTIVE GAME PLAYING STREAK: A consecutive-game playing streak shall be extended if the player plays one half-inning on defense, or if he completes a time at bat by reaching base or being put out.

QUALIFYING MARKS: To qualify for the batting championship, a player must have a minimum of 502 plate appearances. To qualify for Earned Run Average leadership, a pitcher must have at least 162 IP.

DOCTORED BAT: If a filled or "doctored" bat is used, the player is to be ejected from the game and suspended three days. Any balls hit by an illegal bat do not count. If the umpire sees the illegal bat before it is used, he issues a warning, but there is no penalty.

RELIEF PITCHERS' SAVE RULE: A pitcher is credited with a save when he meets all three of the following conditions; 1) He's the finishing pitcher in a game won by his club, and 2) he's not the winning pitcher, and 3) he qualifies under one of the following conditions: a) he enters the game with a lead of no more than three runs and pitches for at least one inning, or b) he enters the game with the potential tying run either on base, at bat or on deck, or c) he pitches effectively for at least three innings.

MAJOR LEAGUE SERVICE: A full year of service in the Major Leagues is 172 days.

ROOKIE RULE: Not more than 130 at-bats or 50 innings pitched in the Major Leagues during a previous season or seasons, nor more than 45 days on a Major League roster during the 26-player limit (excluding time in military service or on the disabled list.)

DAY / NIGHT GAME: Any game scheduled to start after 5:00 p.m. will be considered a night game. If a game is scheduled to start at or before 5:00 p.m. and is delayed by rain or for any other reason it shall still be considered a day game. However, both games of a two-night doubleheader shall be considered night games. When afternoon and night games are played on the same day and separate admissions are charged, they will be counted as one day game and one night game and will not be considered as a doubleheader.

INJURED LISTS

7-DAY INJURED LIST: Introduced in the 2011 season, the 7-day disabled list was created specifically for players with concussion symptoms. A 7-day IL stint cannot be backdated by more than five days.

10-DAY INJURED LIST: Minimum period of inactivity is 10 days. There is no limit on the number of players that may be placed on this list.

15-DAY INJURED LIST: The 15-day injured list is specifically for pitchers and two-way players. It allows clubs to remove injured pitchers from the 26-man active roster while keeping them on the 40-man roster.

60-DAY INJURED LIST: The minimum period of inactivity is sixty (60) days. Players on or transferred to this list after August 1 shall remain there for the balance of the regular season and post-season. This list may be used only when a club is at the maximum limit of forty (40) players.

REGULATION GAME

REGULATION GAME: A regulation game consists of nine innings unless extended because of a tie score or shortened because 1) the home team needs none of its half of the ninth or only part of it; or 2) because the umpire-in-chief calls the game after five completed innings. A regulation game may be less than five innings if the home team is ahead after the top of the fifth, or takes the lead or ties the score while at bat in the fifth.

TIE GAME: A regulation game that is called by the umpire-in-chief when both teams have the same number of runs is a tie game. Individual player performances are official and are entered in the records, but the game does not count in the league standings and may be re-scheduled at a later date.

SUSPENDED GAME: A game becomes a suspended game if it is terminated for any of the following reasons: 1) a curfew imposed by law; 2) a time limit permissible under league rules; 3) light failure or malfunction of a mechanical field device under control of the home club (including automatic tarpaulin or water removal equipment); 4) darkness because of any law, the lights may not be turned on. No game called because of a curfew or a time limit shall be a suspended game unless it has progressed far enough to have been a regulation game (see above). A game called under provision 3 or 4 shall be a suspended game at any time after it starts. Since 1980, if weather forces the termination of a legal game while an inning is in process, it will become a suspended game if either of the following two conditions exists: 1) the visiting team has scored one or more runs to tie the game and the home team has not scored, or 2) the visiting team has scored one or more runs to take the lead and the home team has not tied the score or taken the lead. If a legal game is tied when called because of weather and neither situation listed above prevails, it is a tie game and must be replayed in its entirety. Suspended games shall be resumed at the exact point of suspension of the original game. A game called at the END of a completed inning AFTER NINE INNINGS for any reason shall be a SUSPENDED game. This rule became effective in 1969.

PRE-GAME BATTING PRACTICE SCHEDULE

Truist Park Game Times					
	12:20 PM	1:20 PM	4:10 PM	7:10 PM	7:15 PM
Visitors Early Work		8:15-9:15	11:00-12:00	2:00-3:00	2:05-3:05
Braves Early Work		9:15-10:15	12:00-1:00	3:00-4:00	3:05-4:05
Braves Early BP		9:15-9:45	12:00-12:30	3:00-3:30	4:05-4:35
Team Stretch	9:15	10:40	1:25	4:25	4:30
Braves BP	9:30-10:20	10:50-11:40	1:35-2:25	4:35-5:25	4:40-5:30
Visitor's BP	10:25-11:15	11:45-12:35	2:30-3:20	5:30-6:20	5:35-6:25
All Times Are Subject To Change.					

